

Reactivity of Penta- and Hexacoordinate Silicon Compounds and Their Role as Reaction Intermediates

Claude Chuit, Robert J. P. Corriu, Catherine Reye, and J. Collin Young

Laboratoire Hétérochimie et Aminoacides, U. R. A. CNRS 1097, Université des Sciences et Techniques du Languedoc, Place E. Bataillon, F-34060 Montpellier Cédex, France

Received November 9, 1992 (Revised Manuscript Received February 24, 1993)

Contents

I. Introduction	1372	A. Pentacoordinate Alkyl- and Arylsilicates	1389
II. Preparation of Pentacoordinate Silicon Compounds	1372	1. Pentacoordinate Fluoro- and Methoxyorganosilicates	1389
A. Coordination of Anions to Tetracoordinate Silicon Compounds	1372	2. Pentacoordinate Bis(1,2-benzenediolato)organosilicates	1391
1. Fluoride Donation to an Organosilane	1372	B. Pentacoordinate Hydridosilicates	1392
2. Alkoxide Donation to an Organosilane	1373	1. Pentacoordinate Alkoxyhydridosilicates	1392
3. Hydride Donation to an Organosilane	1374	2. Bis(diolato)hydridosilicates	1396
4. Coordination of an Anion to a Sprosilane	1374	C. Pentacoordinate Allylsilicates	1397
B. Intermolecular or Intramolecular Donation by a Neutral Donor to an Organosilane	1375	1. Bis(1,2-benzenediolato)allylsilicates	1397
1. Intermolecular Coordination to an Organosilane	1375	2. Pentacoordinate Fluoroallylsilicates	1399
2. Intramolecular Donation to an Organosilane	1376	3. Mechanism	1399
C. Substitution in a Trifunctional Organosilane	1377	D. Silatranes and Azasilatranes	1400
1. Substitution by a Bidentate Ligand	1377	1. Silatranes	1400
2. Substitution by Trialkanolamines and Tris(2-aminoethyl)amines	1377	2. Azasilatranes	1401
D. Synthesis of Compounds with Two Pentacoordinate Silicon Atoms	1378	E. Neutral Pentacoordinate Silicon Derivatives	1402
III. Preparation of Hexacoordinate Silicon Compounds	1379	1. Pentacoordinate Silicon Hydrides	1402
A. Coordination to a Tetracoordinate Silicon Compound	1379	2. Pentacoordinate Diaminosilanes	1408
1. Fluoride Donation to a Halogenosilane	1379	F. Aptitude of Pentacoordinate Silicon Compounds To Become Hexacoordinate: Structure-Reactivity Relationships	1409
2. Intermolecular Coordination to an Organosilane	1379	VII. Reactivity of Hexacoordinate Silicon Compounds	1411
3. Intramolecular Coordination to an Organosilane	1380	A. Cationic Complexes	1411
B. Substitution in a Tetrafunctional Silane by a Bidentate Ligand	1381	B. Neutral Complexes	1411
IV. Structures of Hypervalent Silicon Compounds	1382	C. Anionic Complexes	1413
A. Structures of Pentacoordinate Silicon Compounds	1382	1. Organopentafluorosilicates	1413
1. Structures of Pentafluorosilicates	1382	2. Hexacoordinate Tris(1,2-benzenediolato)silicates	1416
2. Structures of Pentacoordinate Bicyclic Silicates	1382	D. Heptacoordination at Silicon	1420
3. Structures of Pentacoordinate Silicon Compounds with Intramolecular Coordination	1383	VIII. Synthetic Methods Involving Hypervalent Silicon Intermediates	1421
B. Structures of Hexacoordinate Silicon Compounds	1385	A. Activation of the Si-H Bond	1421
V. Stereochemical Nonrigidity of Hypervalent Silicon Compounds	1386	1. Activation of Alkyl- or Arylsilanes	1421
A. Pentacoordinate Silicon Compounds	1386	2. Activation of Alkoxy silanes	1422
B. Hexacoordinate Silicon Compounds	1388	3. Mechanism	1423
VI. Reactivity of Pentacoordinate Silicon Compounds	1388	B. Activation of the Si-O Bond	1423
		1. Hydrolysis of Tetramethoxysilane	1423
		2. Reaction of Silyl Enol Ethers with Organic Halides	1424
		3. Aldol Reactions	1424
		4. Michael Reactions	1425
		5. Mechanism	1426
		C. Activation of the Si-N Bond	1428
		1. Silylenamines	1428
		2. Mechanism	1428
		D. Activation of the Si-C Bond	1429
		1. Elimination Reactions	1429
		2. Activation of Allylsilanes	1430

3. Activation of Alkynyl-, Propargyl-, Benzyl-, and Arylsilanes	1433
4. Activation of Alkenylsilanes	1433
5. Activation of Silicon-Carbon Bonds in the α -Position of a Three-Membered Ring	1434
6. Activation of Trimethylsilyl Derivatives Bearing an Anion-Stabilizing Group in the α -Position	1435
7. Oxidative Si-C Bond Cleavage of Organotrifluorosilanes	1439
8. Potassium Fluoride Activated Alcoholysis of Hindered Siliranes	1439
E. Palladium-Catalyzed Cross-Coupling Reactions of Organosilicon Compounds with Aryl and Vinyl Halides and Triflates in the Presence of Fluoride Ion	1440
1. Cross-Coupling Reactions of Vinylsilanes	1440
2. Cross-Coupling Reactions of Arylsilanes	1441
3. Cross-Coupling Reactions of Alkynylsilanes	1441
4. Cross-Coupling Reactions of Allylsilanes	1442
5. Cross-Coupling Reactions of Alkyltrifluorosilanes	1442
F. Activation of the Si-Si Bond	1442
G. Activation of the Si-Cl Bond	1443
IX. Conclusion	1443
X. References	1444

I. Introduction

Compounds of silicon with coordination number greater than four have been known since the beginning of the 19th century, when Gay-Lussac¹ and J. Davy² first observed, independently, the formation of the $[\text{SiF}_6]^{2-}$ ion and of the adduct of SiF_4 with ammonia.

The formation and structure of hypervalent silicon compounds continue to be an area of lively interest³⁻⁵ and has been regularly reviewed,^{6,7} most recently by the Russian school of Voronkov^{8,9} and the Latvian school of Lukevics.¹⁰

Alongside these studies, another aspect of the chemistry of hypervalent silicon compounds has elicited considerable interest in the last 20 years, as it has been realized that these compounds have a distinctive reactivity of their own.^{11,12} One impetus for these studies arises from the widespread use of nucleophilic activation and catalysis in the application of organosilicon compounds as intermediates in organic synthesis.¹³⁻¹⁶ Another derives from the studies of Müller,^{17,18} subsequently greatly extended by Kumada,¹⁹ on the formation and reactivity of organofluorosilicates $[\text{RSiF}_5]^{2-}$.

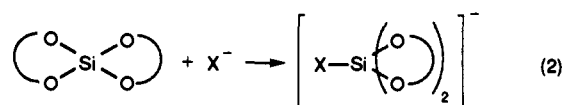
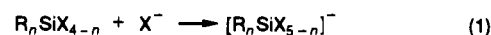
It is the purpose of this review to survey comprehensively the literature, up to the end of 1992, on the chemical reactivity of penta- and hexacoordinate silicon compounds, including their interconversion, with respect to their applications in organic synthesis, and as reagents for the preparation of organosilicon compounds. Recent results in the area of nucleophile-catalyzed reactions will also be considered (this topic was comprehensively reviewed in 1988²⁰) and a general mechanism for such reactions proposed.

These sections will be preceded by a survey of the general methods available for the preparation of hypervalent compounds of silicon, and of their main structural characteristics which are particularly relevant to their reactivity. The stereochemical nonrigidity of penta- and hexacoordinate complexes will also be discussed in view of the significance for stereochemistry.

II. Preparation of Pentacoordinate Silicon Compounds

Pentacoordinate silicon species may be prepared according to the following general methods:

(1) By addition of an anion to an organosilane (eq 1) or to a spirosilane (eq 2) to give an anionic pentacoordinate silicon complex.



(2) By inter- or intramolecular coordination of a neutral donor to silicon, giving a neutral or a cationic pentacoordinate silicon complex, depending on the nature of the substituents.

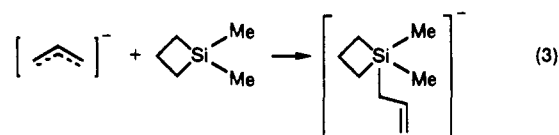
(3) By substitution of a trifunctional organosilane: (a) by a bidentate ligand to give an anionic or a cationic pentacoordinate complex according to the nature of the bidentate ligand or (b) by triethanolamine or another trialkanolamine to give silatranes, or by tris-(2-aminoethyl)amine to give triazasilatranes.

Illustrative examples for each of these methods follow.

A. Coordination of Anions to Tetracoordinate Silicon Compounds


1. Fluoride Donation to an Organosilane

The fluorosilanes SiF_4 , RSiF_3 ($\text{R} = \text{Me}, \text{Ph}$), and Ph_2SiF_2 react with tetraalkylammonium fluorides in a 1:1 ratio to yield stable ionic compounds.^{21,22} NMR^{21,23} and vibrational spectroscopic data^{24,25} strongly suggest that the anions in these compounds are pentacoordinated at silicon. Attempts to isolate trialkyl- and triaryl-substituted complexes by this method were not successful. Some years later, Damrauer et al. reported²⁶ that in the gas phase, using a flowing afterglow system, a large number of organic pentacoordinate silicon anions, including one with five carbon substituents, could be generated cleanly by addition of anions to cyclic or acyclic silanes (eq 3). Of particular interest




are the reactions of F^- with cyclic silanes, (for example eq 4), not only because they shed light on the energies of formation of pentacoordinate anions, but also because some novel cleavage reactions producing α -silyl carbanions occur.

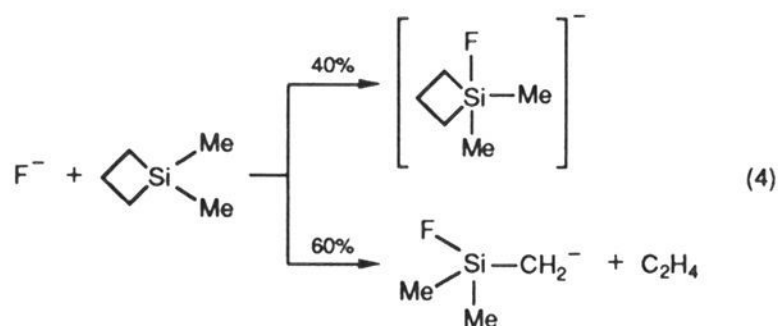
The need to reinvestigate the dynamic behavior of pentacoordinate silicon species led Damrauer and Danahey²⁷ to prepare stable and nonhygroscopic pen-



Claude Chuit was born in Paris. He received his doctorat d'Etat in 1970 from the Université d'Orsay. After a year of postdoctoral study at the University of Stirling (Scotland), he spent 10 years in Professor J. F. Normant's laboratory at the Université P. et M. Curie in Paris. In 1980 he joined Professor Corriu's group where he became Directeur de Recherche at the C.N.R.S. in 1990. At present his main research interest involves the chemistry of hypercoordinated species of silicon, germanium, and phosphorus.



Robert Corriu was born in France (Pyrénées Orientales) in 1934. He obtained the degree of Docteur ès Sciences Physiques in 1961 from the Université de Montpellier. He became Associate Professor at the Université de Poitiers in 1964 and Professor at the Université des Sciences et Techniques du Languedoc (Montpellier) in 1969. His research interests involve organometallic chemistry: organo-silicon and organogermanium compounds, transition metal complexes, hypercoordinated silicon and phosphorus compounds. The chemistry of organometallics polymers as precursors to new materials and the sol-gel process are now his new research interests. He has obtained awards from the French Chemical Society (1969 and 1985), from the CNRS (silver medal in 1982), and from the American Chemical Society (1984). He was elected to the French Academy of Sciences in 1991.



tacoordinate organofluorosilicates, so that subsequent NMR studies could be done without ambiguity. They found that the presence of 18-crown-6 ether greatly stabilizes potassium salts of pentacoordinate fluoro-silicates $[\text{R}_n\text{SiF}_{5-n}]^-$ ($n = 1-3$). Shortly after, this method was used to prepare other organotetra- and organotrifluorosilicates $[\text{RSiF}_4]^-$ ²⁸ and $[\text{R}_2\text{SiF}_3]^-$ ²⁹⁻³¹



Catherine Reyé was born in France (Deux Sèvres). She received her Ph.D. degree in chemistry from the University of Montpellier II under the supervision of Professor R. J. P. Corriu. Since 1976 her principal research interest has focused on hypercoordinated silicon chemistry. First she worked in the area of nucleophile-catalyzed reactions involving hypercoordinated silicon intermediates, and then she studied the structure and the reactivity of penta- and hexacoordinate silicon compounds. Her most recent research interest is in hypercoordinated phosphorus chemistry and its use in organic synthesis. In addition to her research she teaches (maitre de conférences) in the University Institute of Technology in Montpellier.



Colin Young was born in London, but brought up in Norwich, before going up to the University of Cambridge where he obtained his B.A. and Ph.D. degrees. His interest in silicon chemistry, particularly that of silyl free radicals, was kindled by his research with R. N. Hazeldine for his doctoral thesis. He was for 25 years a lecturer at the University College of Wales, Aberystwyth, before the untimely closure of the Chemistry department there led to a return to Montpellier to continue his collaboration with Robert Corriu, in whose laboratory he had earlier spent a year of study leave. He is now easing himself into retirement.

as their 18-crown-6 potassium salts and also the triaryldifluorosilicate $[\text{Ph}_2(\alpha\text{Np})\text{SiF}_2]^-[\text{S}(\text{NMe}_2)_3]^+$ ³²

2. Alkoxide Donation to an Organosilane

The use of potassium ion complexed by 18-crown-6 ether as counterion to stabilize pentacoordinate anionic silicates, as developed by Damrauer and Danahey,²⁷ has been extended to the preparation of alkoxy- and aryloxysilicates. The phenylmethoxysilicates **1** (eq 5) were isolated³³ as white crystalline powders. In analogous reactions, the salts of $[\text{MeSi}(\text{OEt})_4]^-$ ³³ and

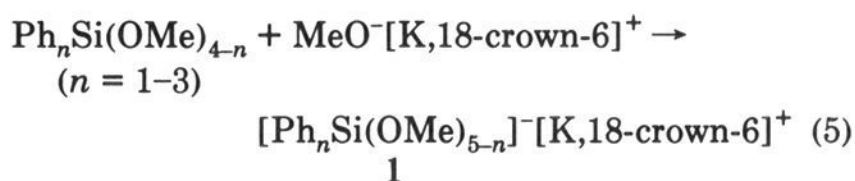
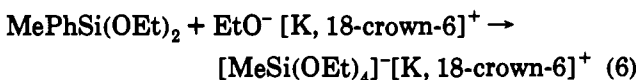


Table 1. Reaction of Potassium Hydride with Trialkoxysilanes

entry	HSi(OR) ₃	solvent	reaction time (h)	products (%) ^a	
				[H ₂ Si(OR) ₃] ⁻ K ⁺ (2)	[HSi(OR) ₄] ⁻ K ⁺ (3)
1	HSi(OMe) ₃	THF	2	0	100
2	HSi(OEt) ₃	THF	6	40	60
3	HSi(OEt) ₃	THF	24	0	100
4	HSi(OEt) ₃	THF(18-crown-6)	26	55	45
5	HSi(OEt) ₃	DME	2	0	100
6	HSi(OBu ⁿ) ₃	THF	4	50	50
7	HSi(OPr ⁱ) ₃	THF	6	100	0
8	HSi(OPh) ₃	THF	2	0	100
9	HSi(OPh) ₃	THF(18-crown-6)	2	15	85

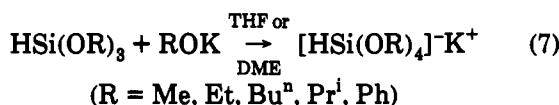
^a Relative ratio of reaction products determined by ²⁹Si NMR.

[PhSi(OCH₂CF₃)₄]⁻³⁴ were similarly isolated, the former arising from aryl-silicon bond cleavage (eq 6).



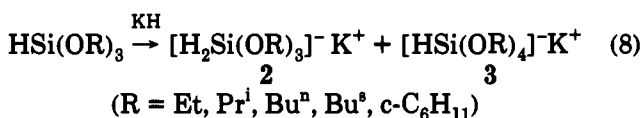
In the case of the [Si(OR)₅]⁻ series,³⁴ the formation of pentacoordinate oxysilicates in solution was inferred from the upfield shift of the ²⁹Si NMR resonances.

The direct reaction of alkoxy (or aryloxy) silanes with the corresponding potassium alkoxide (or aryloxy) afforded the anionic pentacoordinate hydridosilicates^{35,36} [HSi(OR)₄]⁻ (eq 7) in good yield, even in the absence of crown ether.

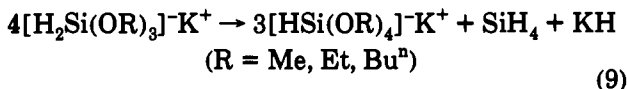


3. Hydride Donation to an Organosilane

Potassium hydride reacts with various trialkoxy (or triaryloxy) silanes to yield the pentacoordinate anions³⁷ 2 and 3 (eq 8). The formation of 3, in addition to the



expected product 2, was observed in all cases except with HSi(OPrⁱ)₃ and can be explained by the disproportionation of [H₂Si(OR)₃]⁻K⁺ according to eq 9.

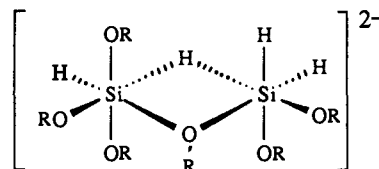


Evolution of SiH₄ was always observed [except with HSi(OPrⁱ)₃]. [H₂Si(OPrⁱ)₃]⁻K⁺ was isolated as white crystals in 82% yield after recrystallization.

The ratio of 2 to 3 was determined by ²⁹Si NMR.^{37b} As indicated in Table 1, the proportion of [HSi(OR)₄]⁻ diminishes with the steric bulk of the OR group. Moreover the disproportionation of 2 occurs less readily with increasing solvating power of the solvent (see entries 2, 3, and 5, Table 1). The presence of 18-crown-6 ether seems also to stabilize greatly the dihydridosilicate 2 (see entries 3 and 4, 8 and 9).

The migration of OR and H groups from one pentacoordinate silicon species to another could take place through a dimeric hexacoordinate intermediate (Scheme 1). This interpretation is supported by the

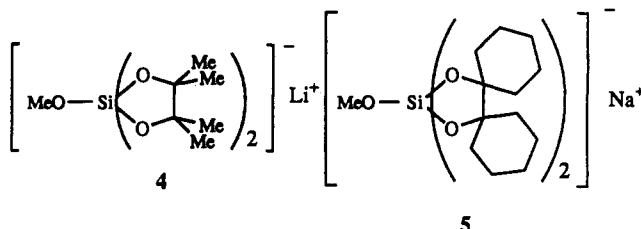
Scheme 1



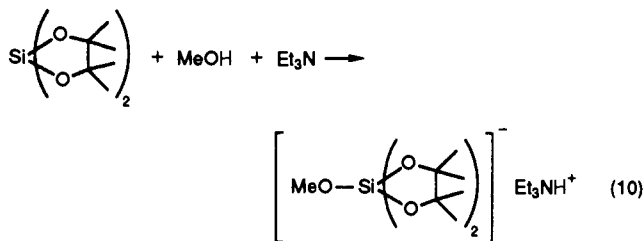
effect of the steric hindrance of the OR groups, since no disproportionation occurs when R = Prⁱ.

4. Coordination of an Anion to a Spirosilane

The literature contains few examples of the formation of pentacoordinate silicon derivatives from spiro-silanes. In 1961 Müller and Heinrich³⁸ presented evidence for the formation of the two silicates 4 and 5 isolated from

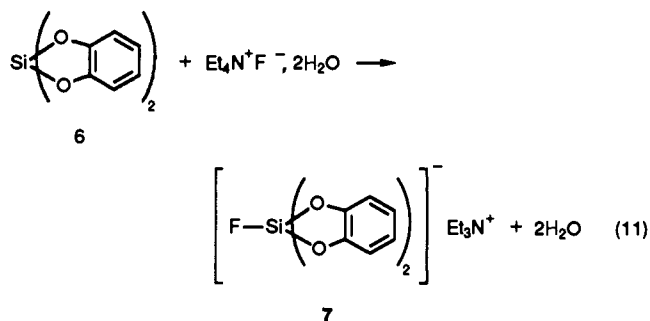


the reaction of the corresponding spiro-silanes with lithium and sodium methoxide respectively. Later, C. L. Frye³⁹ found that simple amines were sufficiently basic to afford similar silicates (eq 10).

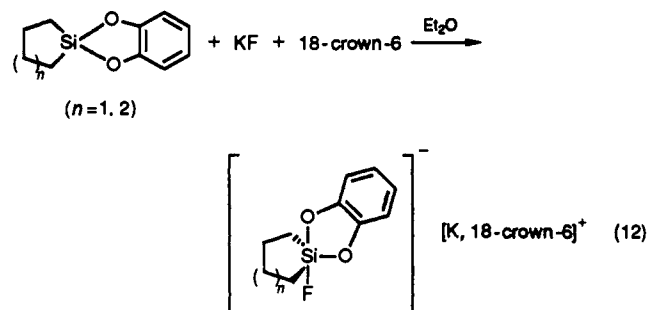


This method for the preparation of pentacoordinate silicates has not been extensively developed^{40,41} since only spiro-silicates derived from highly alkyl-substituted 1,2-diols can be prepared. Holmes et al.⁴² synthesized tetraethylammonium bis(1,2-benzenediolato)fluorosilicate (7) by reaction of spiro-silane 6 with Et₄N⁺F⁻, 2H₂O (eq 11). Other attempts to prepare anionic pentacoordinated silicon species from 6 and an anion proved unsatisfactory.

Recently, Holmes et al.⁴³ reported the reaction of some spiro-silanes with potassium fluoride in the presence of 18-crown-6 ether to give new pentacoordinate

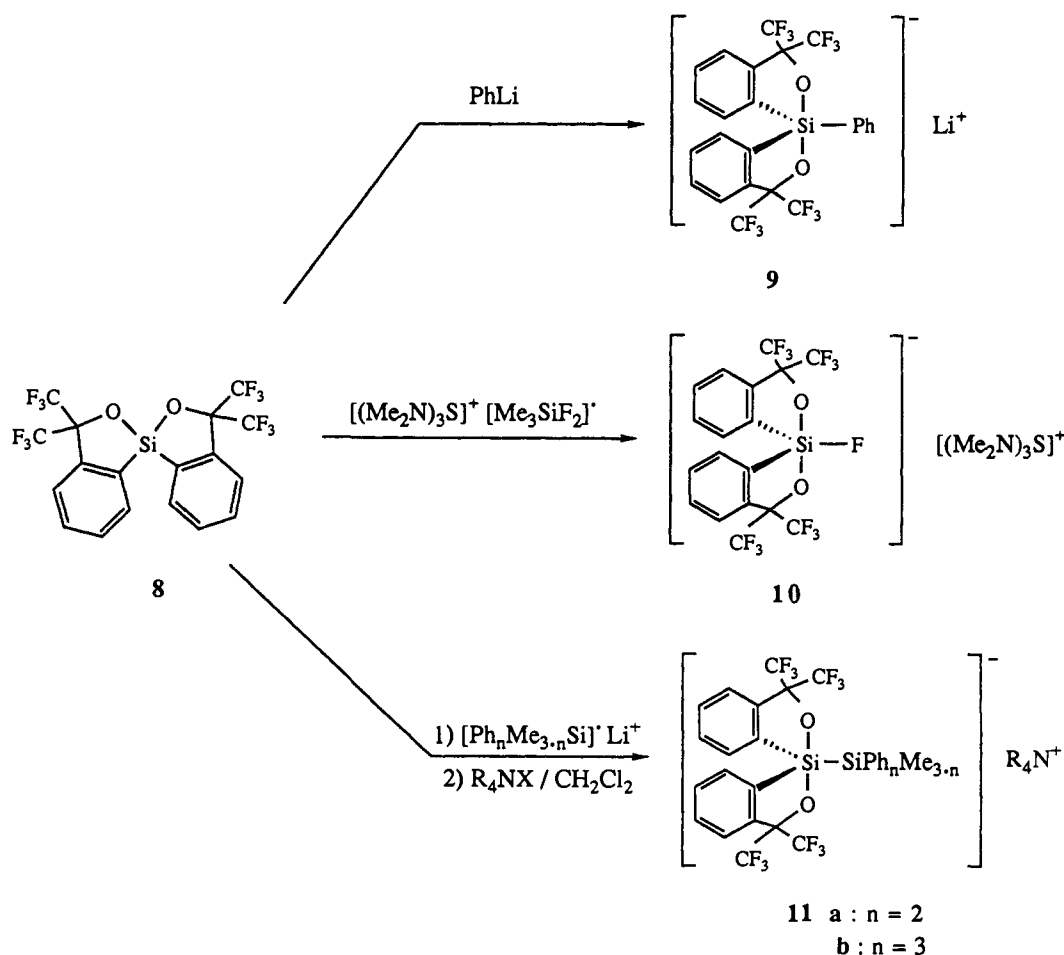


cyclic organofluorosilicates (eq 12). By contrast the spirosilane **8**⁴⁴ has an exceptional ability to coordinate



a further ligand including organic, fluoride,⁴⁵ hydride,⁴⁶ and neutral donors.⁴⁷ The pentacoordinate silicon complexes **9**,⁴⁴ **10**,⁴⁵ and **11**⁴⁸ were prepared in this way (Scheme 2).

Scheme 2



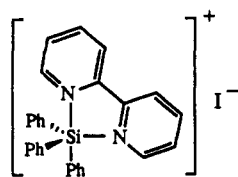
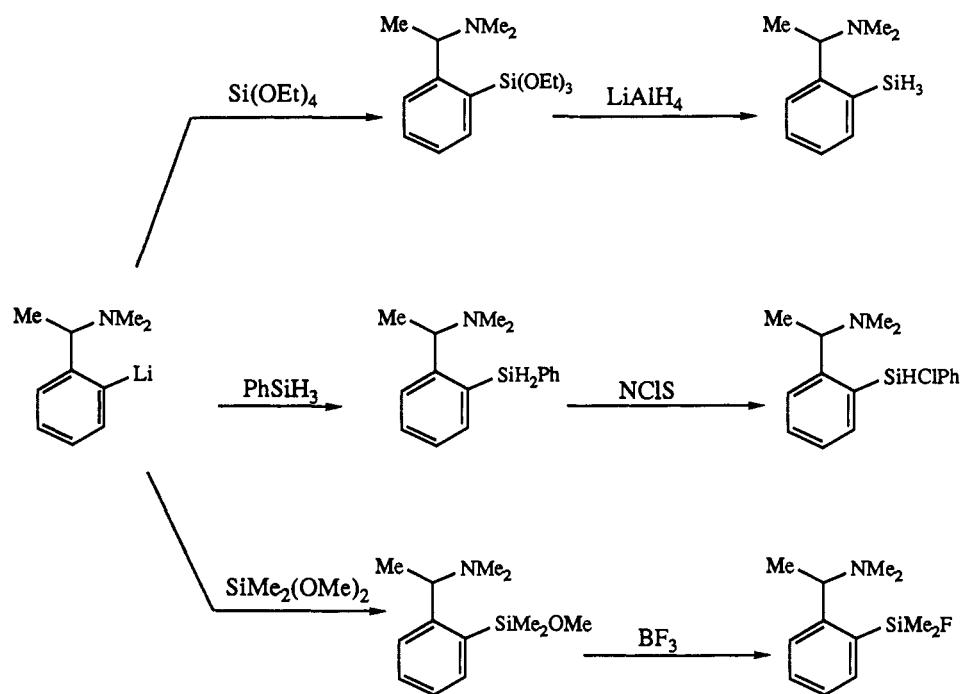
B. Intermolecular or Intramolecular Donation by a Neutral Donor to an Organosilane

1. Intermolecular Coordination to an Organosilane

Neutral complexes of silicon can be formed from tetravalent molecules by coordination of uncharged donors of groups 15 and 16. Although much of the early work which established the ability of silicon to expand its coordination sphere was concerned with the interaction of halogenosilanes with neutral donors,⁶ there has often been considerable difficulty in fully characterizing the products. This is particularly the case of the adducts of 1:1 stoichiometry, where, depending on the nature of the silicon compound, interaction seems either to be relatively weak, or to result in complete displacement and the formation of ionic complexes.⁴⁹ In the latter case, the silicon atom therefore remains tetracoordinate, or by coordinating a second ligand gives a pentacoordinate cation. Some years ago, the 1:2 adducts of the compounds SiH_3X and MeSiH_2X ($\text{X} = \text{Br}, \text{I}$) with pyridine were assigned⁵⁰ the ionic structure $[\text{RSiH}_2\text{py}_2]^+\text{X}^-$ ($\text{R} = \text{H}, \text{Me}; \text{X} = \text{Br}, \text{I}$), and an ionic structure was also suggested⁵¹ for the adduct **12** of iodotriphenylsilane with 2,2'-bipyridyl.

More recent studies have confirmed⁵² that compounds of the trimethyl series Me_3SiX where X is halogen, perchlorate, triflate, etc. either form ionic adducts $[\text{Me}_3\text{SiNu}]^+\text{X}^-$ or do not react at all. Complexes in which the coordination at silicon is increased to five (or six) are formed only when there is more than one electronegative ligand bonded to the parent organo-

Scheme 3

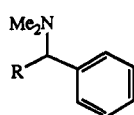
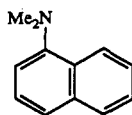


12

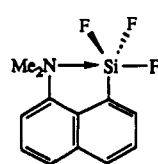
silicon compound, or when hydrogen is a ligand as well. Thus the formation⁵³ from Me_2SiHCl of $[(\text{Me}_2\text{SiH}(\text{NMI})_2)^+\text{Cl}^-]$ has been confirmed⁵⁴ by X-ray structural analysis, whereas NMR studies have shown⁵⁵ for example that $\text{MeHSi}(\text{OTf})_2$ initially gives 1:1 molecular adducts with HMPA and NMI and that PhSiF_3 reacts⁵⁵ with HMPA to give $\text{PhSiF}_3\cdot\text{HMPA}$ which may then be converted to $[\text{PhSiF}_2(\text{HMPA})_2]^+\text{F}^-$.

2. Intramolecular Donation to an Organosilane

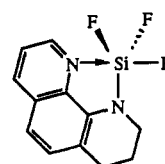
Another way of achieving pentacoordination in silicon species is to prepare tetraorganosilicon compounds in which the silicon center may become pentacoordinate by intramolecular coordination. This strategy was used for tin compounds by van Koten et al.⁵⁶⁻⁶⁰ in particular with ligands 13⁵⁶⁻⁵⁹ and 14.⁶⁰

13 a : R = H
b : R = Me

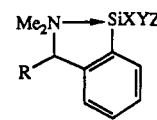
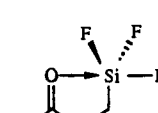
14



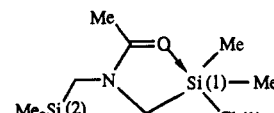
15



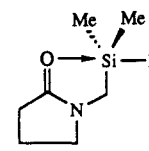
16

17 a : R = H
b : R = Me

18



19



20

directly the corresponding organosilane (Scheme 3) containing the potentially intramolecularly coordinating NMe_2 group.⁶¹

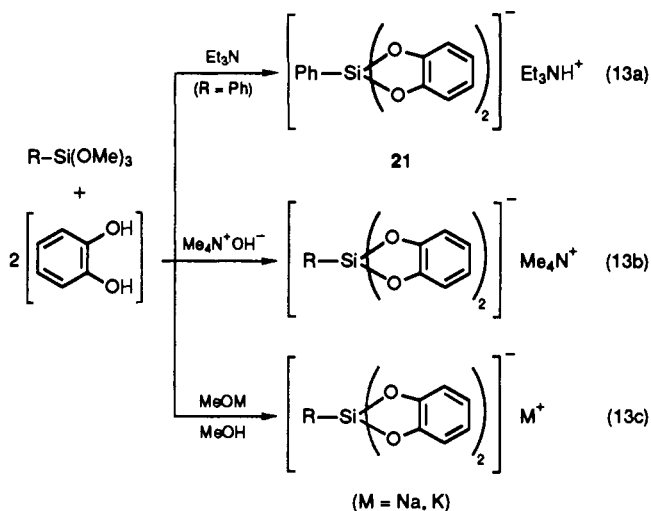
Intramolecular coordination from a donor group in 15⁶² and 16⁶³ is facilitated by the rigid geometry of the ligand in which the donor group is always held in close proximity to the Si center. Intramolecular coordination is also possible with ligands for which there exists a favorable conformation allowing interaction between the Si center and the donor atom, as in compounds 17,^{64,65} 18,⁶⁶ 19,⁶⁷ and 20.⁶⁸ In these cases the extent of

the intramolecular coordination is more dependent on the remaining substituents on the silicon atom. It may be inferred in the solid state from crystallographic data which give donor atom-silicon distances and in solution from NMR data. In a significant publication Yoder et al.⁶⁷ reported as early as 1978 the X-ray crystal structure of compound 19. It was at that time one of few compounds known in which pentacoordination at silicon resulted from an intramolecular dative bond.

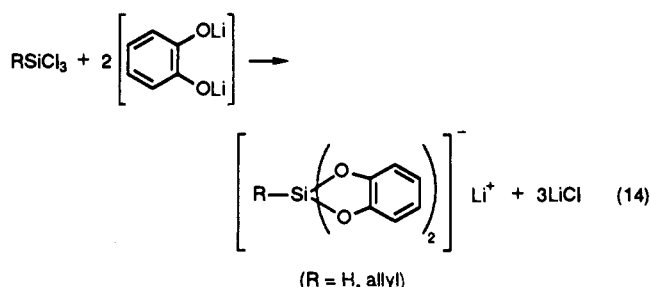
C. Substitution in a Trifunctional Organosilane

1. Substitution by a Bidentate Ligand

Complexes in which oxygen is directly bound to silicon within a cyclic bidentate ligand are formed readily and have been known for a long time. C. L. Frye⁶⁹ found that $\text{PhSi}(\text{OMe})_3$ reacts with catechol in the presence of triethylamine to give quantitatively **21** (eq 13a). Boer et al.⁷⁰ subsequently determined the structure of the tetramethylammonium salt, which confirmed the presence of a pentacoordinate silicon anion. This reaction is general. It was shown that trialkoxysilanes $\text{RSi}(\text{OMe})_3$ also react readily with catechol in the presence of bases such as tetraalkylammonium hydroxide or sodium or potassium methoxide (eqs 13b and 13c).⁷¹



These complexes can also be prepared from trichlorosilanes RSiCl_3 and alkali metal catecholates (eq 14).

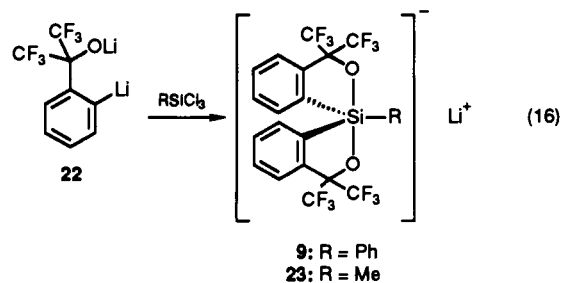
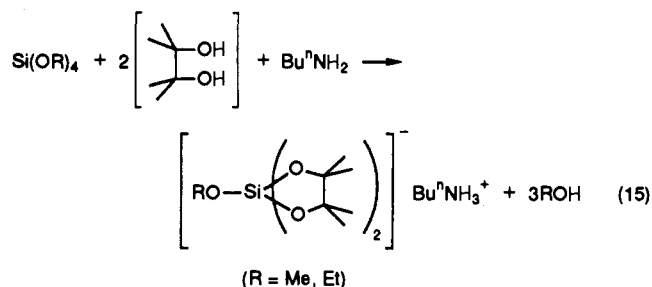


Allyl- and hydridobis(1,2-benzenediolato)silicates (refs 72 and 73, respectively) were synthesized as their lithium salts in this way, but they could not be isolated. However the potassium^{71b} and tetramethyl ammonium salts⁷⁴ of the allyl silicate, prepared according to eqs 13c and 13b are stable and were isolated as crystalline solids.

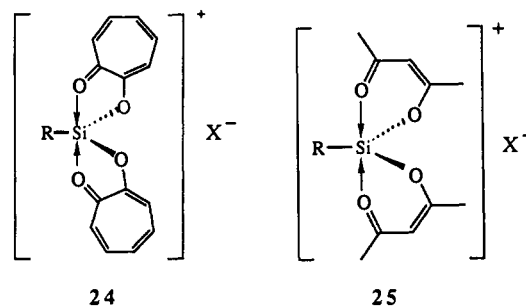
Aliphatic 1,2-diols also react easily with organotrialkoxysilanes or tetraalkoxysilanes^{39,41} (eq 15) to give pentacoordinate anionic complexes.

The dilithium salt **22** is particularly effective in the synthesis of stable anionic pentacoordinate silicon species such as **9** and **23**⁷⁵ (eq 16).

Complexes derived from monoorganosilicon halides by their reaction with 2 mol of tropolone⁷⁶ or of 1,3-diketone⁷⁷ were assigned cationic pentacoordinate

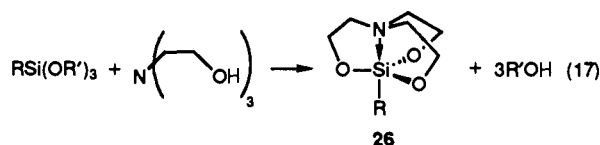


structures such as **24** and **25** on the basis of NMR, IR, UV, and chemical evidence.



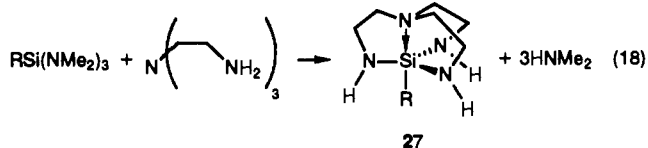
2. Substitution by Trialkanolamines and Tris(2-aminoethyl)amines

a. Preparation of Silatranes. In 1961, C. L. Frye et al.⁷⁸ reported the reaction of triethanolamine, and other trialkanolamines of suitable structure, with trifunctional silicon substrates to yield monomeric silanes **26** (eq 17) to which a pentacoordinate structure



was assigned from physical and chemical evidence. This fact was confirmed by the detailed X-ray crystallographic studies of Boer and co-workers.⁷⁹ Shortly after, C. L. Frye et al.⁸⁰ described the preparation and chemistry of novel silatranes bearing halo, acyloxy, siloxy, and hydroxy substituents at the apical silicon site, which exhibited some unusual properties. Since 1966, a series of more than 50 papers has been published by Voronkov and co-workers^{81,82} who have extensively studied the structure, methods of preparation, and also the chemical and biological properties of this class of heterocyclic pentacoordinate compounds for which the term "silatrane"⁸⁸ has been widely accepted.

b. Preparation of Azasilatranes. Triazasilatranes (**27**) were synthesized more recently.⁸⁴ They are prepared^{84,85} by heating tris(dimethylamino)silanes with tris(2-aminoethyl)amine (eq 18). A systematic multi-

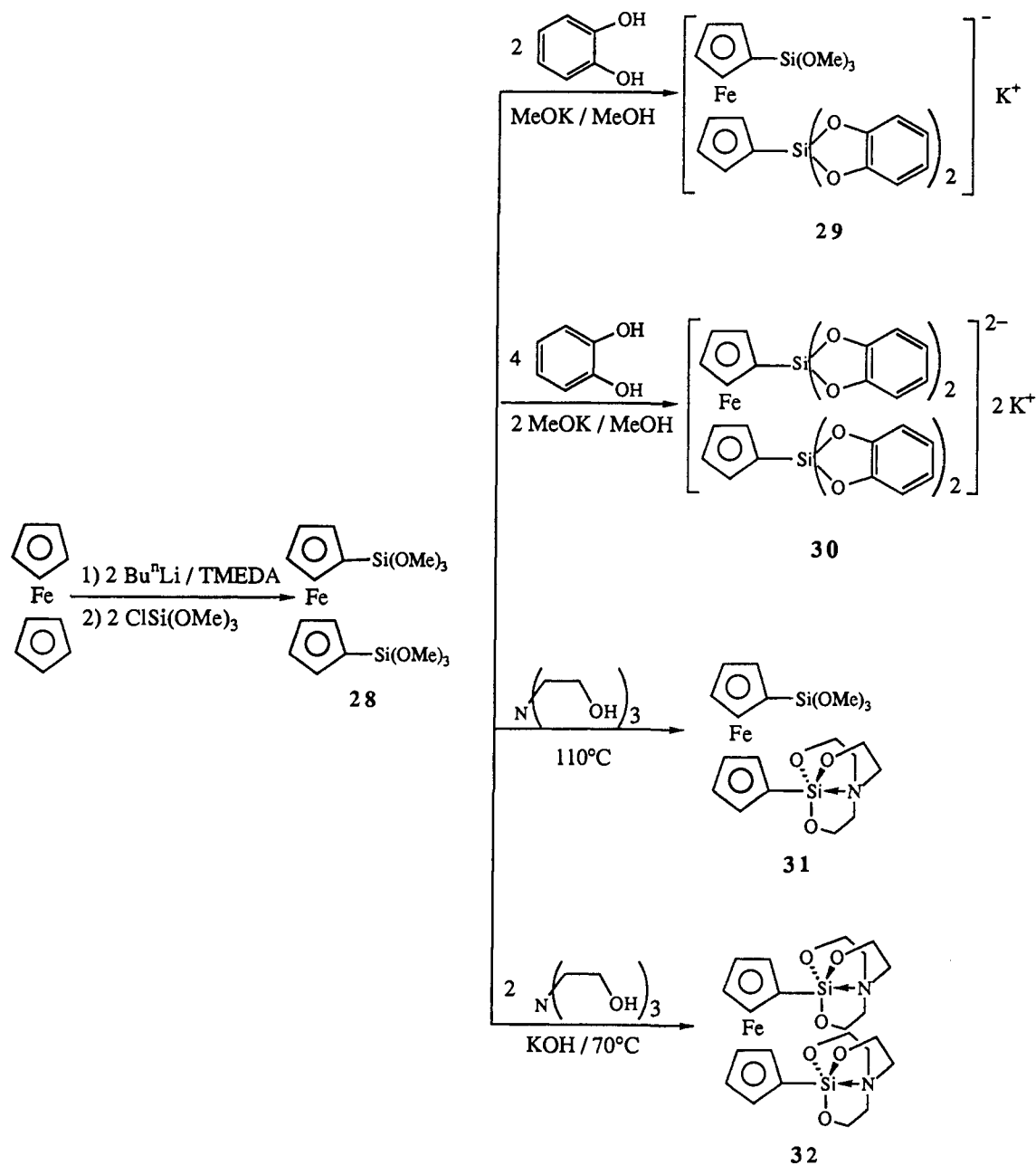


nuclear NMR spectroscopic study of these compounds was published in 1987.⁸⁶ The results of a recent X-ray crystal-structure determination of the phenyl derivative 27 (R = Ph) have also been reported,⁸⁷ providing for the first time a set of molecular structure parameters for an azasilatrane. The data suggest that these derivatives are very similar to the silatranes, with an even stronger transannular interaction between silicon and the axial nitrogen atom.

D. Synthesis of Compounds with Two Pentacoordinate Silicon Atoms

Complexes 29–32 have been obtained selectively and

Scheme 4



with good yields (Scheme 4) according to the methods previously described for the corresponding monopentacoordinate species and have been identified spectroscopically.⁸⁸

An electrochemical study of these complexes⁸⁸ has shown a significant lowering of the redox potential corresponding to the reversible conversion Fe^{II}/Fe^{III} in contrast to the small increase in the potential in the case of 28 (Table 2). These results suggest that the pentacoordinate silicon groups behave as electron donors toward ferrocene.

Compounds 34–37 have been prepared from the dilithio derivative 33 according to the classical methods used for the corresponding singly pentacoordinate species (Scheme 5). All these compounds have been identified as doubly pentacoordinate species by spectroscopic data.⁸⁹ This study has shown that the two silicon atoms are independent and that their reactivity is identical to that of the monosilylated compounds.

Scheme 5

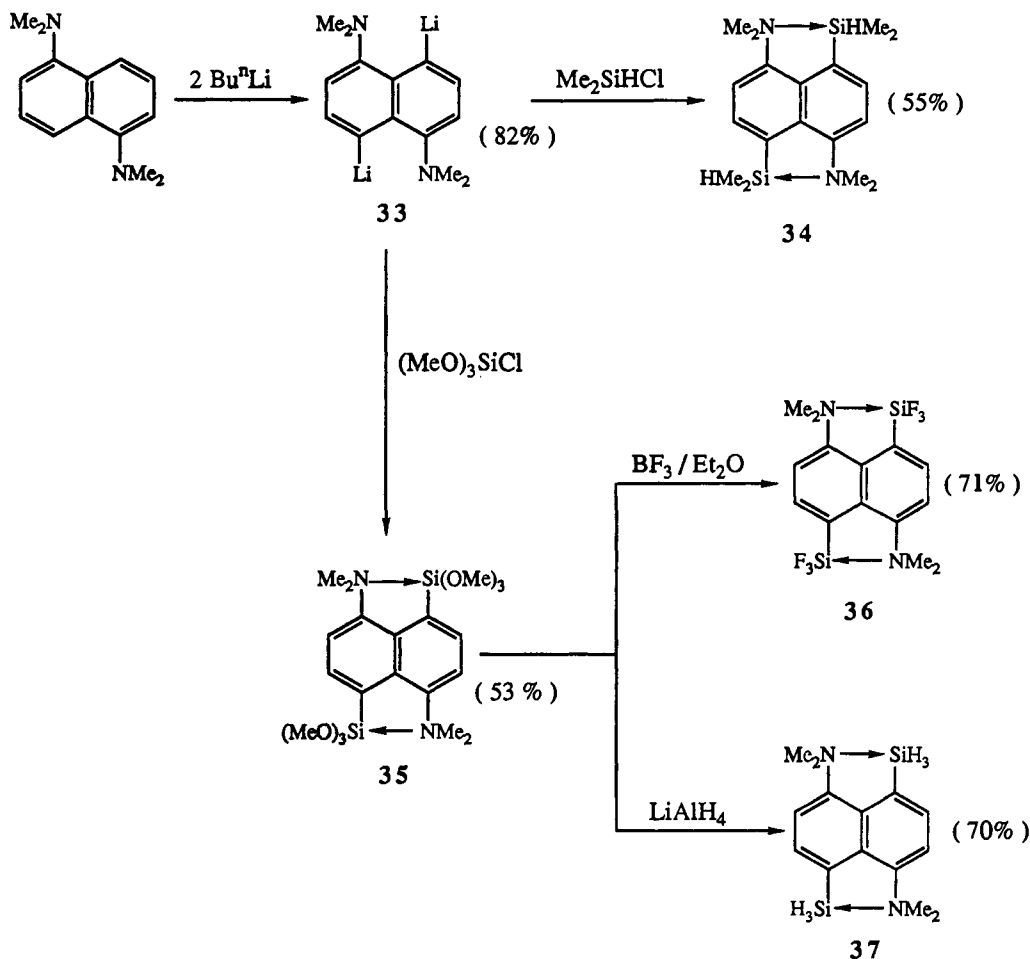


Table 2. Redox Potentials of Compounds 28–32

compound	$E_{1/2}^a$ (V)	$\Delta E_{1/2}^b$	$\Delta E_{1/2}^c$
ferrocene	+0.4		
28	+0.55	+0.15	
29	+0.31	-0.09	-0.24
30	+0.07	-0.33	-0.48
31	+0.21	-0.19	-0.34
32	-0.07	-0.47	-0.62

^a Relative to SCE. ^b With respect to ferrocene. ^c With respect to 28.

III. Preparation of Hexacoordinate Silicon Compounds

Hexacoordinate silicon complexes are mainly prepared by methods which are analogous to those used for the preparation of pentacoordinate complexes:

(1) The addition reaction of nucleophilic anionic or neutral reagents with tetravalent silicon derivatives leading respectively to anionic or neutral complexes.

(2) The nucleophilic substitution of an organosilane, which is at least bifunctional, by bidentate ligands.

A. Coordination to a Tetracoordinate Silicon Compound

1. Fluoride Donation to a Halogenosilane

The hexafluorosilicate ion $[\text{SiF}_6]^{2-}$ is the parent of the ionic organopentafluorosilicate $[\text{RSiF}_5]^-$ compounds which were studied by Müller and co-workers.^{17,18} These authors prepared $[\text{RSiF}_5]^-$ by coordination of

fluoride anion to trifluorosilanes.⁹⁰ Organopentafluorosilicates can also be prepared by addition of fluoride ion to other trifunctional organosilanes RSiX_3 ($\text{X} = \text{Cl}, \text{Br}, \text{I}, \text{OR}$).¹⁸ Subsequently Kumada et al.⁹¹ developed a practical preparation of these organopentafluorosilicates by reaction of an excess of potassium fluoride in aqueous (or aqueous-alcoholic) solution with RSiCl_3 (eq 19).



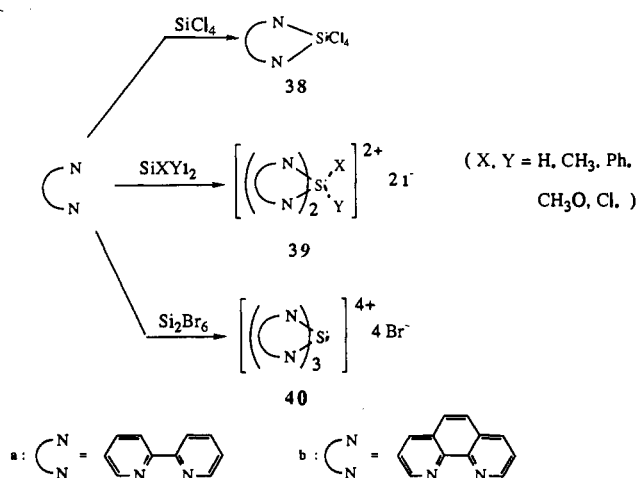
2. Intermolecular Coordination to an Organosilane

As indicated in section II.B.1 organosilanes with at least two electronegative groups on silicon may coordinate two nitrogen donors to give hexacoordinate complexes. In addition to $\text{SiF}_4 \cdot 2\text{NH}_3$ many complexes of analogous composition have been known for some time.⁶ The series of hexacoordinate complexes⁹² $\text{Me}_2\text{SiX}_2 \cdot 2\text{py}$, $\text{MeSiX}_3 \cdot 2\text{py}$, and $\text{SiX}_4 \cdot 2\text{py}$ ($\text{X} = \text{Cl}, \text{Br}$) provide an interesting contrast to the substitution of Me_3SiBr by pyridine to give $[\text{Me}_3\text{SiPy}]^+\text{Br}^-$ while Me_3SiCl and pyridine do not react at all.

Phosphines also may form adducts with tetrahalogenosilanes. In the latter case the stability of the adduct $\text{SiX}_4 \cdot 2\text{PMe}_3$ decreases in the order $\text{SiF}_4 \ll \text{SiCl}_4 \approx \text{SiBr}_4$, whereas the inverse order is observed for the stability of complexes of the type $\text{SiX}_4 \cdot 2\text{NMe}_3$.⁹³

Diamines such as 2,2'-bipyridine and 1,10-phenanthroline coordinate easily to halogenosilanes to give neutral species **38**⁹⁴ or cationic ones **39**⁹⁵ and **40a**,⁹⁶ the

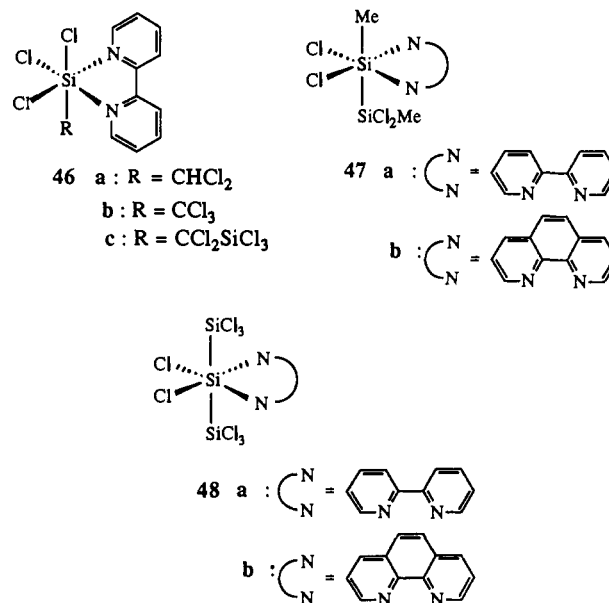
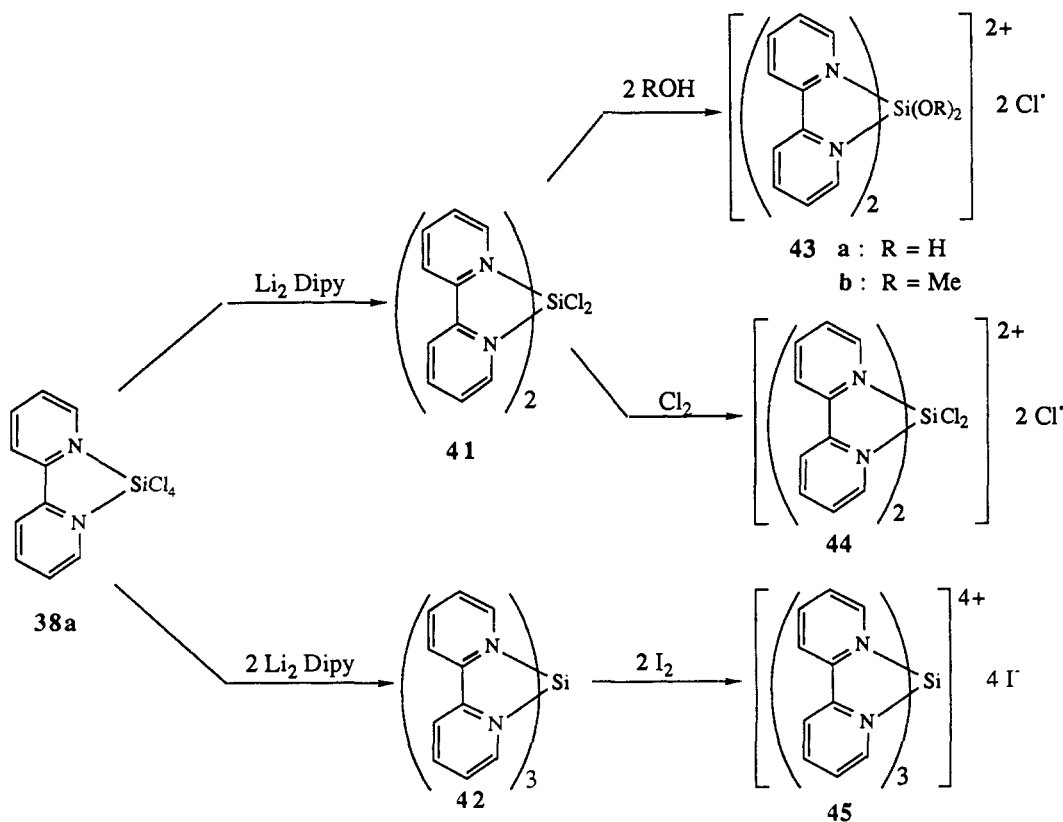
Scheme 6



nature of the complexes depending on the starting silane (Scheme 6). The hexacoordinate silicon complex 38a can serve as starting material for the preparation of other hexacoordinate complexes. Substitution of chlorine by dilithiodipyridyl gives neutral complexes 41⁹⁷ or 42⁹⁸ (Scheme 7), formally Si^{II} and Si⁰, respectively, depending on the stoichiometry of the reaction. Subsequently cationic complexes 43⁹⁹ and 44¹⁰⁰ may be obtained from 41 while reaction of 42 with iodine gives the +4 charged complex 45¹⁰¹ (Scheme 7).

Trichlorosilanes RSiCl₃ in which R is an electron-withdrawing group form 1:1 adducts with 2,2'-bipyridine (compounds 46¹⁰²). This amine, like 1,10-phenanthroline, can also add to 1,2-dimethyltetrachlorodisilane to produce compounds 47¹⁰³ and to octachlorotrisilane to produce compounds 48^{103b,104} providing in all cases 1:1 adducts whatever the proportions of the components.

Scheme 7

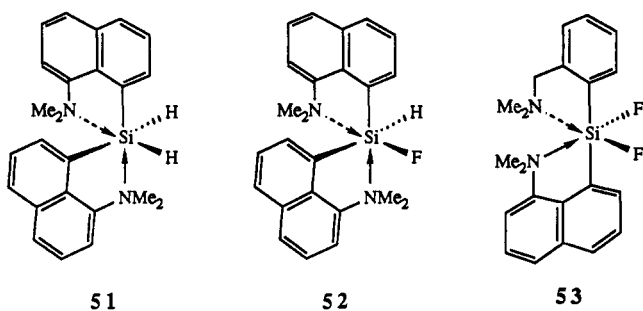
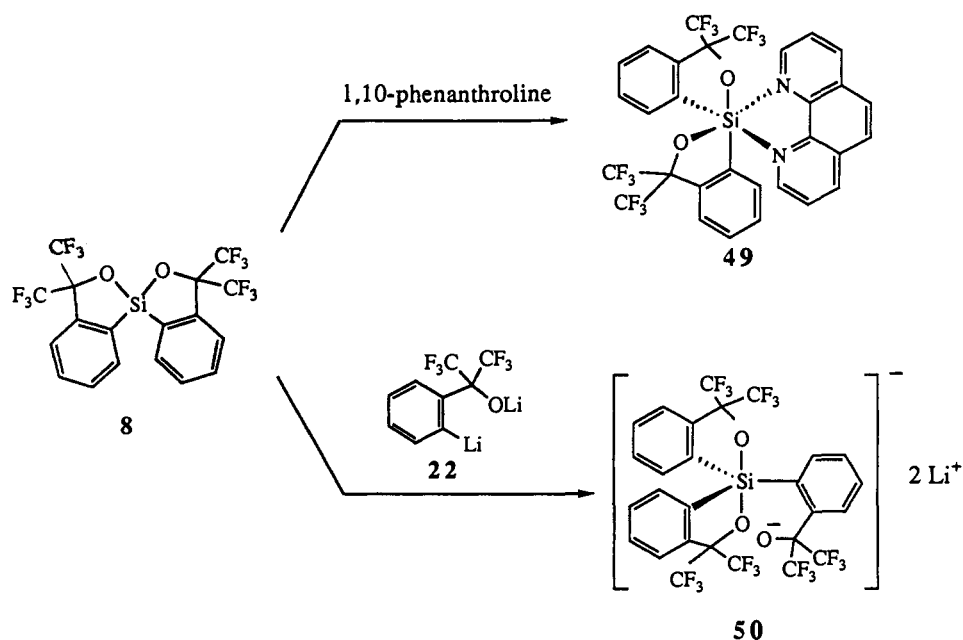


Interestingly, 1,10-phenanthroline coordinates with the spiro-silane 8¹⁰⁵ providing the sole example of a hexacoordinate complex, 49 derived from 8 (Scheme 8). By contrast the dilithio anion 22 affords exclusively complex 50¹⁰⁶ which is pentacoordinated (Scheme 8).

3. Intramolecular Coordination to an Organosilane

Neutral compounds bearing two donors such as 13 and 14 are also potentially hexacoordinated. Compounds 51–53 have been prepared.¹⁰⁷ Hexacoordination at silicon was inferred from variable-temperature NMR studies and X-ray data (the crystal structures will be discussed in section IV.B).

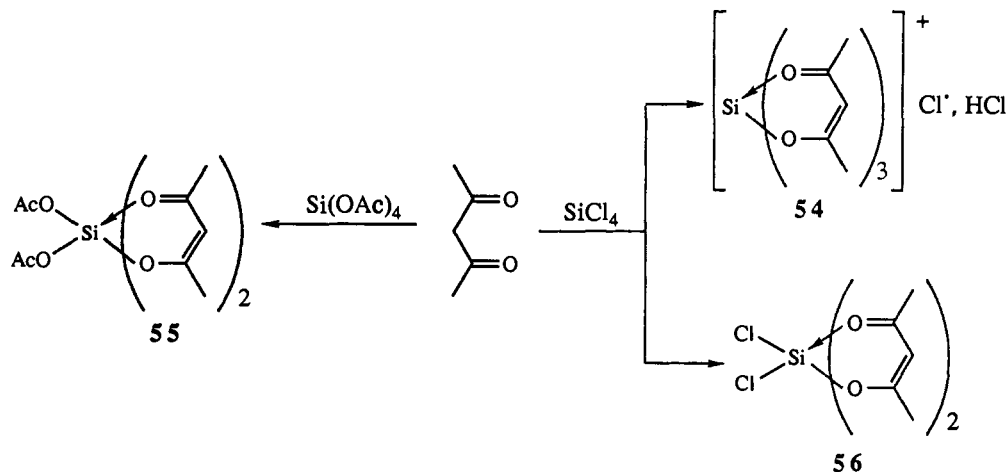
Scheme 8



B. Substitution in a Tetrafunctional Silane by a Bidentate Ligand

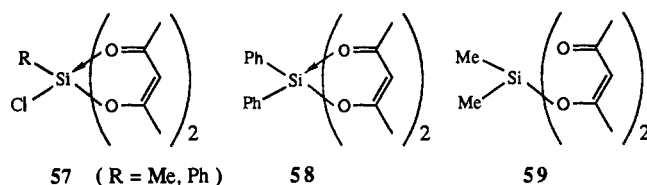
The first hexacoordinate complex prepared following this strategy was the cationic complex 54 prepared by Dilthey in 1903¹⁰⁸ (Scheme 9). Further work on the preparation of complexes with β -diketones as ligands showed that the reaction product depends on the starting silane employed. From Si(OAc)₄ complex 55 is obtained¹⁰⁹ (Scheme 9) while from SiCl₄ the reaction product is the cationic complex 54^{108,110} (Scheme 9). Nevertheless the neutral complex 56 can be prepared

Scheme 9



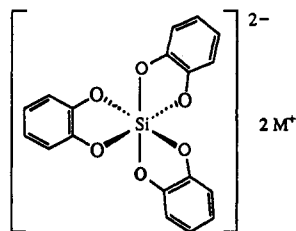
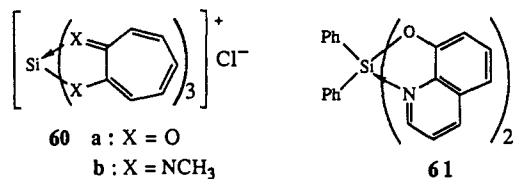
from SiCl₄ but with a poor yield when the β -diketone is deficient¹¹¹ (Scheme 9).

Neutral complexes 57¹¹⁰ and 58¹¹² have been prepared from RSiCl₃ and Ph₂SiCl₂. However from Me₂SiCl₂ only the tetravalent silane 59 is formed,¹¹⁰ indicating

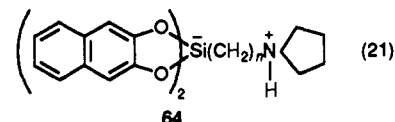
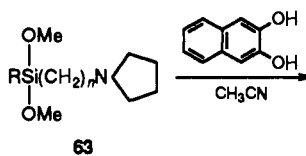


that the phenyl group is more favorable for hexacoordination than the methyl group in spite of the steric hindrance. Similarly, the cationic complexes 60¹¹³ are obtained with tropolone and *N,N'*-dimethylamino-troponimine, and the neutral complex 61, with 8-hydroxyquinoline.¹¹⁴

The anionic complexes 62 are easily prepared by reaction of catechol with tetramethoxy (or tetraethoxy)-silane in basic conditions^{69,115} (Scheme 10), but aliphatic 1,2-diols react with tetramethoxysilane under the same

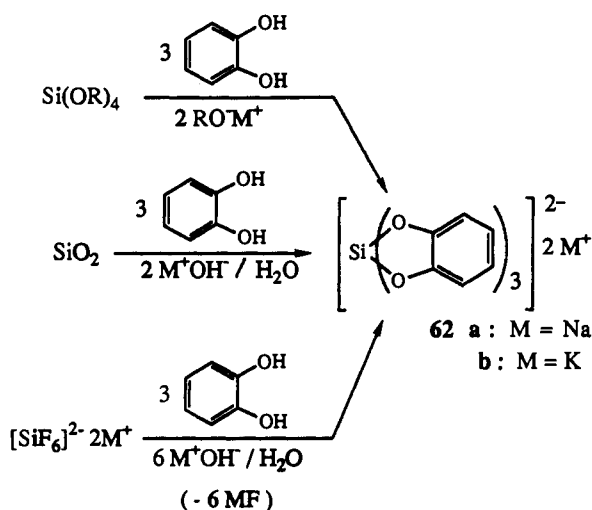


Hexacoordinate silicon species with more than one carbon-silicon bond are less numerous than in the case of the pentacoordinate complexes. C. L. Frye⁶⁹ reported that the reaction of diphenyldimethoxysilane with catechol in the presence of triethylamine resulted in cleavage of one of the phenyl groups, affording phenylbis(1,2-benzenediolato)silicate (21) exclusively. In the same way pentacoordinate silicon complexes 64 are always obtained from silanes 63 with cleavage of phenyl, cyclohexyl, and even methyl groups (eq 21).¹²³

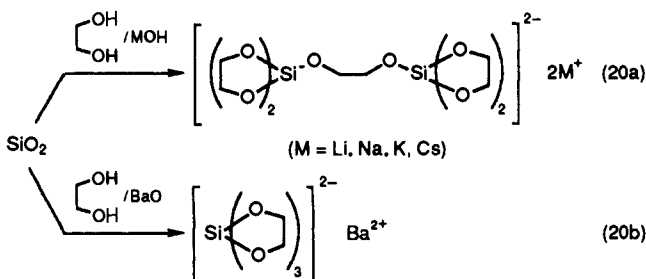


(R = Ph, *n*-C₆H₁₁, Me, MeO) (*n* = 1, 2)

Scheme 10



conditions to give exclusively pentacoordinate silicon complexes³⁹ (cf. eq 15). Catechol is such an effective ligand for the preparation of hypervalent silicon species that complexes 62 can be obtained not only directly from silica¹¹⁶⁻¹¹⁸ but also from [SiF₆]²⁻ 2M⁺¹¹⁹ (M = Na, K) (Scheme 10), which is a byproduct of the fertilizer industry. These two preparations render complex 62 an attractive starting material for the preparation of organosilanes.^{115,120} This aspect will be developed in section VII.C.2. It is worth noting that aliphatic 1,2-diols react with SiO₂ to give compounds with two pentacoordinate silicon atoms when the reaction is performed with MOH (M = Li, Na, K, or Cs)¹²¹ (eq 20a) and the hexacoordinate complex when the reaction is performed with BaO¹²² (eq 20b).



IV. Structures of Hypervalent Silicon Compounds

There is now a considerable body of structural data on hypervalent silicon derivatives. Several comprehensive reviews have been published on this aspect.^{8,9} We will point out the most significant structural features of penta- and hexacoordinate silicon species which have been obtained from crystal data and solution NMR studies.

A. Structures of Pentacoordinate Silicon Compounds

1. Structures of Pentafluorosilicates

The results of the X-ray analysis of a series of fluorosilicates [R_{*n*}SiF_{5-*n*}]⁻ (*n* = 0-3) with ligands of increasing steric bulk are now available.^{22,28,32,124,125} These reveal that the geometry of the complex ions is close to trigonal bipyramidal with organic groups occupying the equatorial positions. Some observed Si-F bonds lengths are summarized in Table 3, from which

Table 3. Summary of Observed Si-F Bond Lengths (Å)

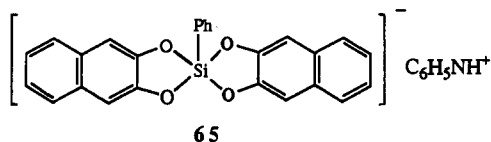
ion	axial	equatorial	ref
[SiF ₅] ⁻	1.646	1.591 (av)	22
[PhSiF ₄] ⁻	1.669 (av)	1.601 (av)	124
[MesSiF ₄] ⁻	1.672 (av)	1.606 (av)	28
[MePhSiF ₃] ⁻	1.692 (av)	1.621	32
[(Mes) ₂ SiF ₃] ⁻	1.703 (av)	1.641	125
[αNpPh ₂ SiF ₂] ⁻	1.720		32
[Me ₃ SiF ₂] ⁻	1.72-1.73		126

it may be seen that the lengths of axial Si-F bonds are always greater than the lengths of equatorial Si-F bonds. Moreover there is a tendency for both lengths to increase with increasing steric bulk of the organic groups as well as with the diminishing number of electronegative atoms.

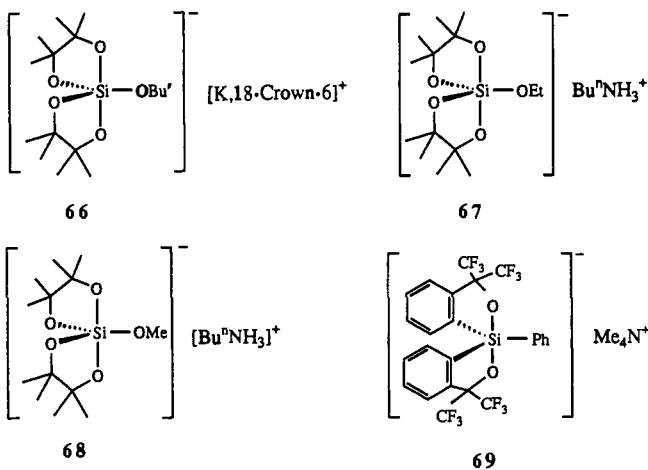
2. Structures of Pentacoordinate Bicyclic Silicates

Much more structural variety is displayed by pentacoordinate bicyclic silicates. Holmes and co-workers^{42,125,127-130} have explored the structures of the ions RSi[(diolato)₂]⁻ as a function of both the group R

and the nature of the chelate and have shown that pentacoordinate bicyclic silicates, isoelectronic with phosphoranes, form a range of solid-state structures extending from the trigonal bipyramid (TBP) to the square or rectangular pyramid (RP) along the Berry pseudorotational coordinate.¹³¹ It was observed that, as with phosphoranes,¹³²⁻¹³³ the RP geometry is approached when two five-membered rings, containing like atoms in any one ring directly bonded to the central atom, are present. For example compound 7 is displaced by 68.7% from the trigonal bipyramid toward the square-pyramidal configuration, and 65 similarly by 97.6%.



The spiro bispinacolate derivatives 66-68 provided⁴¹ the first structural characterization of cyclic pentaoxysilicates. In terms of structural displacement from the TBP toward the RP, 66 is 24.1% displaced, 67 is 38.9% displaced, and 68, 71.2%. Hydrogen bonding to the [BuⁿNH₃]⁺ cation is certainly a factor in the greater structural displacements of 67 and 68. The



series of compounds with two [α,α -bis(trifluoromethyl)benzenemethanolato] ligands is also interesting. The structures of compounds 10,⁴⁵ 11b⁴⁸ (Scheme 2), and 69¹³⁴ have been established and in all cases correspond to trigonal-bipyramidal geometry around the pentacoordinate silicon center, the R group occupying the equatorial position. Interestingly among the known spiro bicyclic silicates, 11b has the highest TBP character (72.8%). The geometry of this series of compounds may derive from the substantial difference in the electronegativities of the ring carbon and oxygen atoms attached to the silicon center.

3. Structures of Pentacoordinate Silicon Compounds with Intramolecular Coordination

Silicon species in which pentacoordination at silicon is achieved by intramolecular ring closure of chelating groups are particularly interesting in relation to the stereochemistry of nucleophilic substitution at silicon. In these compounds, the donor atom may simulate a nucleophilic attack on silicon and these systems can

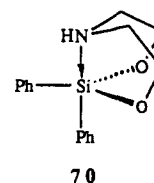
Table 4. Si-N Bond Distances (Å) in Some Silatranes (Ref 81)

X	Cl	ClCH ₂	3-NO ₂ C ₆ H ₄	C ₆ H ₅ (γ)	C ₆ H ₅ (β)	C ₆ H ₅ (α)	CH ₃
Si-N	2.02	2.12	2.12	2.13	2.15	2.19	2.17

serve as models for the geometry of intermediates in nucleophilic substitution at tetracoordinate silicon.

Numerous crystal structure data concerning pentacoordinate silicon compounds with intramolecular coordination are now available.^{63,65-67,79,81,82,87,135-150}

The silatranes 26 (eq 17) were one of the first intramolecular coordinated systems to be extensively studied. Structural data^{79,81} show that the geometry at silicon corresponds to a distorted trigonal bipyramid with the nitrogen atom and the group X occupying axial positions. In almost all the silatranes which have been studied the Si-N distance lies between 2.0 and 2.2 Å. (Some Si-N bond distances are summarized in Table 4.) This is significantly shorter than the sum of the van der Waals radii for the silicon and nitrogen atoms (3.5 Å).¹⁵¹ The presence of an electron-withdrawing substituent at the silicon atom (Cl, 3-O₂NC₆H₄, ClCH₂) shortens the interatomic Si-N distance. Insertion of a CH₂ group into the silatrane ring (3-homosilatranes) or replacement of the oxygen atom by this group (2-carbosilatranes) produces a more marked change in the geometry of the heterocycle and in the interatomic Si-N distance than does the nature of the substituent at the silicon atom.⁸ It is worth noting that the X-ray analysis of compound 70 has shown it to have a bicyclic structure with nitrogen bonded to silicon. The ligands around the silicon atom form a trigonal bipyramid, as in silatrane 26 (eq 27), with a Si-N distance of 2.30 Å.¹⁵²



The crystal structure of 1-phenyl-2,8,9-triazasilatrane (27, R = Ph) (eq 18) has been determined⁸⁷ by single-crystal X-ray diffraction. The silicon atom has a somewhat distorted trigonal-bipyramidal geometry with three N atoms in the equatorial positions and N and C(Ph) atoms in the axial positions, which are typical atrane features. The transannular N-Si bond length is 2.13 Å. Thus, replacement of equatorial oxygen atoms in the silatrane by nitrogen atoms in the triazasilatrane causes no significant change in the structure of the atrane framework and in particular in the trigonal-bipyramidal geometry of the silicon atom.

In other less constrained compounds with intramolecular dative bonds, the geometry around the silicon atom is always found to be a distorted trigonal bipyramid with the donor atom occupying an axial site. The rings formed in the chelated systems thus span axial and equatorial sites, a conformation which is favored for five-membered rings. Nevertheless examples of pentacoordinate silicon in a four-membered chelate ring are known despite ring strain.¹⁴⁸

The second axial site trans to the donor atom is occupied by an electronegative atom (F, Cl, O, N) except

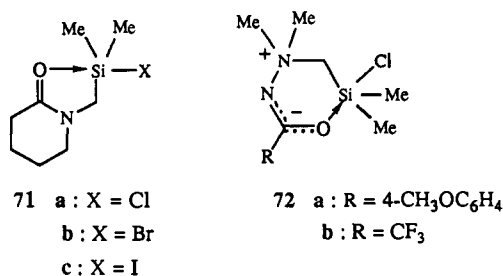
Table 5. Si-O and Si-X Bonds Lengths (Å) in Chelated Silicon Compounds 71 and 72

compd	Si-O	Si-X	ref
71a	1.954	2.307	141
71b	1.800	3.122	142
71c	1.749	3.734	143
72a	1.788	2.624	144
72b	1.879	2.432	145

in the cases of organosilicon hydrides, discussed later. Crystal structure determinations have shown that the lengths of these coordinative bonds spread over the whole range between "normal" single bonds and "pure" van der Waals contacts, depending on the nature of the other substituents around the silicon atom. The crystal structure analysis of compound 16 for example has shown the Si-N bond length to be 1.97 Å⁶³ which is significantly shorter than the sum of the van der Waals radii¹⁵¹ but longer than the mean covalent Si-N bond length (1.77 Å).

Bonds from silicon to other substituents are lengthened by comparison with the normal tetracoordinate distance. This is well illustrated by the molecular structure of compound 19⁶⁷ in which the Si₍₁₎-Cl₍₁₎ bond length (2.35 Å) is 15% longer than that of the Si₍₂₎-Cl₍₂₎ bond at tetracoordinate silicon (2.05 Å).

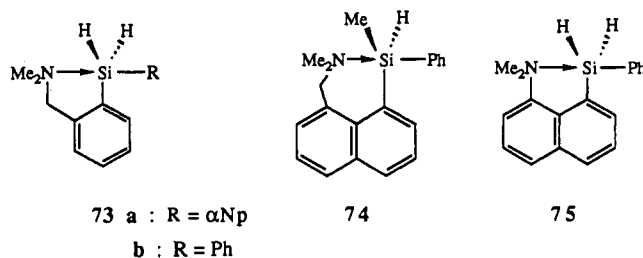
The increase in length of the axial bond is always greater than that of the equatorial bonds (Table 3). The structures of (halodimethylsilyl)piperidones 71a-c have been established^{140,142,143} and have shown (Table 5) that the heavier the halogen, the longer is the Si-X bond and the shorter the intramolecular coordination, Si-O, so much so that in the iodo derivative 71c it is within 10% of the typical Si-O covalent bond length. The silicon-iodine distance is not far short of that expected for an ion pair involving an iodide ion and a silicon cation, so in this case the constitution of the chelate is best represented in this way. In the same way the structures of compounds 72a¹⁴⁵ and 72b¹⁴⁵ show that the longer the Si-Cl bond, the closer is the approach of the oxygen atom to the silicon (Table 5).



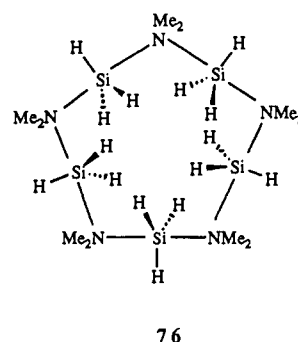
A particular case is that of the chlorosilatrane 26 (eq 17) (R = Cl) which is the only pentacoordinate chlorosilane with two short bonds in the two apical positions. The structure of 26 (R = Cl) established by X-ray diffraction⁸¹ has shown that the Si-Cl bond is only 4% longer (2.12 Å) than the Si-Cl bond in tetracoordinate compounds (2.04 Å), while the Si-N bond (2.02 Å) is one of the shortest coordinative bonds observed in silatranes. The association of a short Si-Cl bond with a short Si-N bond in 26 (R = Cl) might be explained by the stereoelectronic overlap between the lone pairs at the oxygen atoms and the coordinative silicon-nitrogen bond. The unusual pattern of reactivity of the chlorosilatrane,^{81,153} which will be reported

in section VI.D.1, is most probably connected with the electronic structure and the geometry of the chlorosilatrane.

The occurrence of pentacoordination in the hydrogenosilanes is particularly interesting. The X-ray structures of 73a,⁶⁵ 74,¹³⁹ and 75¹³⁹ have shown a

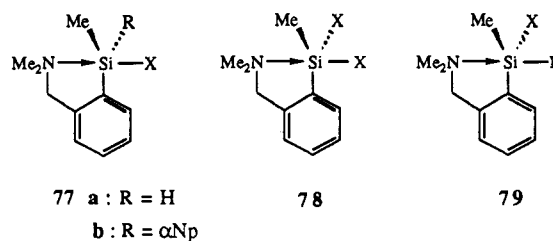


significant Si-N coordination, the geometry around the silicon center being a trigonal bipyramid. The donor nitrogen enters axially as it does in the case where the Si atom bears an electron-withdrawing group in the opposite axial site. Very interestingly, the hydrogen atoms were found to occupy equatorial sites in preference even to the aryl groups. The placement of hydrogen atoms in equatorial sites was also observed by Ebsworth et al. in compound 76.¹⁵⁴



The observation of axial entry of the donor atom irrespective of the nature of the substituents at silicon (halogen, oxygen, or hydrogen) is supported by calculations¹⁵⁵ which show this geometry of attack to be preferred, even for the process corresponding to retention of configuration at silicon in nucleophilic substitution.

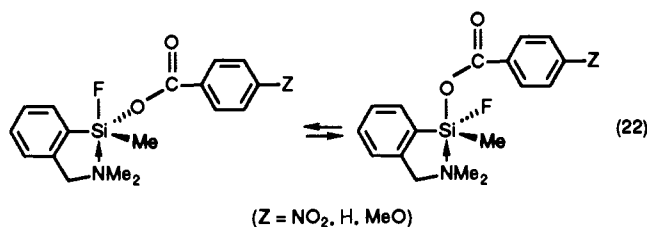
Variable-temperature ¹H NMR studies⁸⁴ of the monofunctional derivatives 77 and the bifunctional derivatives 78 (X ≠ H) revealed intramolecular coordination at low temperature by the presence of two signals from diastereotopic *N*-methyl groups. From



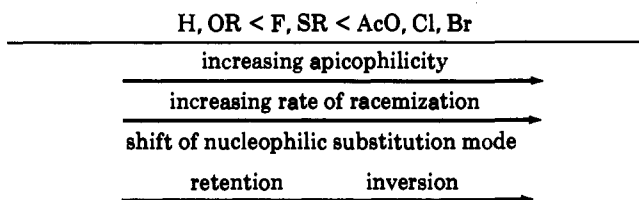
the coalescence of these signals derived free energies of activation for ring opening in the range 8–15 kcal mol⁻¹ showed the stability of the chelated form to depend on X in order R < OR < H < F, SR < OAc, Cl, Br. In these systems therefore it may be concluded that the nitrogen

coordination is not a function of the electronegativity of X, as is the case of phosphorus compounds.¹⁶⁶ The aptitude for pentacoordination is determined by the polarizability of the Si-X bond under the influence of the donor atom.

NMR studies of bifunctional organosilanes **79**¹⁵⁷ containing fluorine and a range of other groups confirmed the preceding observations and established the apicophilicity of X relative to fluorine. In the ¹⁹F NMR spectra of these various fluorosilanes, absorptions due to axial fluorine atoms are found at relatively low field, and an upfield shift correspondingly indicates occupation of an equatorial site. This correlation is the same as that for the phosphorus fluorides.¹⁵⁸ These experiments showed fluorine to be more apicophilic than hydrogen, alkoxy, or dialkylamino but less apicophilic than chlorine. In cases where X = benzyloxy, a slow equilibrium was apparent at -95 °C in which both topomers could be distinguished (eq 22). Although that with F equatorial was always present in greater amount, the proportion was enhanced as electron-withdrawing substituents Z on the phenyl group increased the apicophilicity of the benzyloxy moiety. The sequence of apicophilicities of X compared with apicophilicity of F increases in the order H < C(sp²) < OR, NR₂ < F < OCOC₆H₄Z(p), Cl.

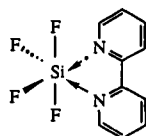


Interestingly this sequence parallels the tendency to inversion in nucleophilic substitution of X at a chiral silicon center and the susceptibility to racemization in nucleophilic solvents.^{3a}



B. Structures of Hexacoordinate Silicon Compounds

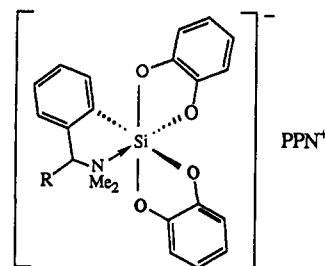
The structure of the dianion [SiF₆]²⁻ was first established by X-ray diffraction in 1935,¹⁵⁹ and the expected octahedral geometry was found. The same geometry was found for the neutral adducts SiF₄·2py¹⁶⁰ and SiCl₄·2PMe₃¹⁶¹ in which the donor ligands are in the trans arrangement and for complexes **49**¹⁰⁵ (Scheme 8), **62d**,¹⁶² and **80**.¹⁶³



80

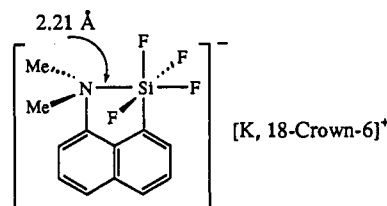
The structures of compounds **46**¹⁰² and **47a**¹⁶⁴ have been determined. In these complexes there is addition of one bipyridine to one silicon atom which becomes octahedrally bonded. The hexacoordination of the silicon atom has also been established in compound **48b**.¹⁰⁴ In all cases the N-Si interactions are opposite to chlorine atoms. Moreover the N-Si distances are rather short since they are in the range 1.95 to 2.20 Å. In compounds **46c**, **47a**, and **48b**, the Si-Cl distances at the octahedral Si atom (2.15–2.40 Å) are lengthened compared with the Si-Cl distances at the tetrahedral Si atom (1.90–2.10 Å). In compound **47a** the two Si-CH₃ bond lengths were found to be 1.90 and 1.89 Å, corresponding to normal tetrahedral bond lengths.

Few examples of hexacoordinate silicon complexes with intramolecular coordination are known so far. The crystal structure of compound **81**¹⁶⁵ showed the Si atom to be hexacoordinated with an almost regular octahedral geometry. The angles at the silicon atom are 80° to 96°. The short Si-N distance (2.15 Å) is remarkable and is the shortest one found among such hexacoordinate silicon species known up to now. Such a strong interaction is entirely consistent with the high reactivity toward nucleophiles found for sodium phenylbis(1,2-benzenediolato)silicate^{71a} (section VI.A.2).



81 (R = H)

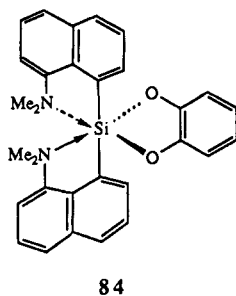
82 (R = Me)



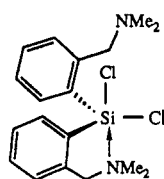
83

The single-crystal X-ray diffraction analysis of compound **83** reveals also that the anion adopts a slightly distorted octahedral geometry. The Si-N distance (2.21 Å)¹⁶⁶ is shorter than that in the pentacoordinate trifluorosilane **15** (2.32 Å).¹⁴⁷ This short Si-N bond could be explained by a better delocalization of negative charge onto the fluorine atoms.

The crystal structures of compounds **51–53**¹⁰⁷ and **84**¹⁶⁷ have also been determined and show that in each compound both nitrogen atoms are directed toward the silicon giving a formally hexacoordinate complex. The Si-N distances are in the range of 2.50 to 2.81 Å which is still shorter than the sum of van der Waals radii (3.5 Å).¹⁶¹ The hydrogen and/or fluorine atoms are in each case cis to each other as are the two nitrogen atoms. The most striking feature of the structures of these compounds is that the silicon atom largely maintains



the basic tetrahedral geometry in spite of the two dative bonds with the nitrogen atoms, which leads to a structure similar to the bicapped tetrahedron. The structures can be considered as models for a tetrahedral silicon which undergoes two nucleophilic coordinations. Surprisingly compound 85 in which the silicon atom is bonded to two chlorine atoms is only pentacoordinated.¹⁵⁰



V. Stereochemical Nonrigidity of Hypervalent Silicon Compounds

A. Pentacoordinate Silicon Compounds

Early studies by Klanberg and Muettterties²¹ of the dynamic ¹⁹F NMR spectra of pentacoordinate fluorosilicates suggested that these complexes, like their isoelectronic fluorophosphorane analogues,¹⁵⁸ were subject to more or less rapid intramolecular exchange of fluorine ligands between axial and equatorial sites in trigonal-bipyramidal structures. However, some doubt remained concerning the mechanism of site exchange, as impurity-catalyzed intermolecular fluorine exchange, comprehensively investigated by Janzen and co-workers,^{23,168} was shown to be prevalent in the silicon systems. Only in 1986 did Damrauer and Danahey²⁷ show [K,18-crown-6]⁺ salts of organofluorosilicates to be inert to intermolecular exchange and confirm the operation of an intramolecular process over the whole temperature range studied. More recent studies^{28,29,169} in which ²⁹Si-¹⁹F coupling was seen to persist in both the ²⁹Si and ¹⁹F DNMR spectra throughout the temperature range covered (-100 to +30 °C) provide further proof of the intramolecular nature of the fluorine site exchange. This exchange is extremely fast for [SiF₅]⁻ and the majority of [RSiF₄]⁻ ions, resulting in a single ¹⁹F resonance even at the lowest temperatures, but [R₂SiF₃]⁻ ions provide limiting low-temperature spectra in which axial (low field) and equatorial (high field) fluorine atoms may be distinguished. Free energies of activation listed in Table 6 show that barriers to fluorine site exchange mostly lie in the range from about 9 to about 12 kcal mol⁻¹. The value of 12.8 kcal mol⁻¹ for the activation energy for site exchange in the 2,4,6-tri-*tert*-butylphenyltetrafluorosilicate ion²⁸ is a uniquely elevated value for an [RSiF₄]⁻ ion, which results from

Table 6. Free Energies of Activation for Intramolecular Rearrangement of Acyclic Organofluorosilicates

entry	ion	ΔG^\ddagger (kcal mol ⁻¹)
1	[2,4,6-Bu ^t ₃ C ₆ H ₂ SiF ₄] ⁻	12.8 ^{a,b}
2	[4-NO ₂ C ₆ H ₄) ₂ SiF ₃] ⁻	8.8 ^c
3	[(α Np) ₂ SiF ₃] ⁻	9.3 ^c
4	[4-CF ₃ C ₆ H ₄ (Ph)SiF ₃] ⁻	9.7 ^d
5	[(2-MeC ₆ H ₄) ₂ SiF ₃] ⁻	9.9 ^c
6	[4-ClC ₆ H ₄ (Ph)SiF ₃] ⁻	10.2 ^d
7	[Bu ^t (Ph)SiF ₃] ⁻	10.4 ^c
8	[Ph ₂ SiF ₃] ⁻	10.4, ^d 10.6 ^c
9	[PhMeSiF ₃] ⁻	10.7 ^c
10	[(4-MeC ₆ H ₄) ₂ SiF ₃] ⁻	10.7 ^c
11	[4-MeOC ₆ H ₄ (Ph)SiF ₃] ⁻	10.8 ^d
12	[2-MeC ₆ H ₄ (2,6-Me ₂ C ₆ H ₃)SiF ₃] ⁻	11.3 ^c
13	[(2,6-Me ₂ C ₆ H ₃)PhSiF ₃] ⁻	11.4, ^c 11.6 ^d
14	[(3,5-Me ₂ C ₆ H ₃)(2,6-Me ₂ C ₆ H ₃)SiF ₃] ⁻	12.3 ^d
15	[(2,6-Me ₂ C ₆ H ₃) ₂ SiF ₃] ⁻	13-14 ^c

^a E_a value. ^b Reference 28. ^c Reference 169. ^d Reference 31.

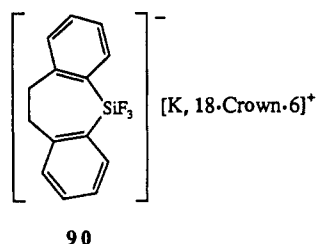
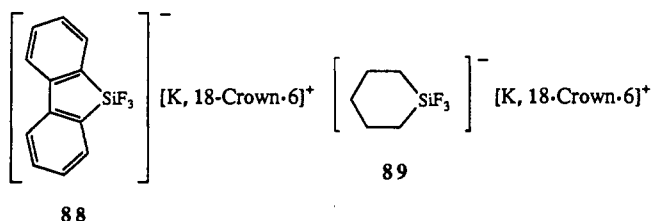
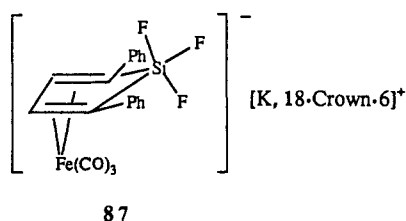
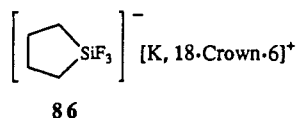
the severe steric hindrance provided by the two bulky ortho substituents on the phenyl group. A similar effect is seen for some of the [R₂SiF₃]⁻ ions; energy barriers are by contrast lowered by electron-withdrawing groups in the para position, and a good linear relationship is obtained³¹ with Hammett σ_p^+ for entries 4, 6, 8, and 11 (Table 6).

¹H DNMR studies of pentacoordinate acyclic silicates bearing ligands such as hydrogen and alkoxy have generally failed to distinguish between substituents in axial and equatorial sites, and rapid intramolecular exchange appears highly likely. An important exception to this generalization is provided^{37b} by two salts [H₂Si(OR)₃]⁻K⁺ where R = Prⁱ or Bu^s. NMR evidence for the occupancy of an equatorial site by one hydrogen atom, and of an axial site by another, under certain conditions, is found in both ¹H and ²⁹Si NMR spectra. Hydrogen normally occupies equatorial sites preferentially, and it is clear that the steric influence of the branched alkoxy groups is an important feature in determining the preferred conformation for these anions. It seems most likely too that coordination of the cation to the three alkoxy groups is necessary for the relative stability of this conformation, for in the presence of crown ether and in most donor solvents, only a singlet resonance is seen for the hydrogen ligands. The free energy of activation (16.3 kcal mol⁻¹) measured for the site exchange in the [H₂Si(OPrⁱ)₃]⁻ ion is therefore not strictly comparable with the fluorine values. Calculations on the [SiH₅]⁻ ion suggest a very low barrier to fluxional ligand exchange.¹⁷⁰

Cyclic pentacoordinate trifluorosilicon compounds for which fluxionality has been investigated are of two types; those in which a silacarbycle is present, and those in which ring closure is achieved by intramolecular donation from N → Si or O → Si. For the latter type of compound the dynamic behavior has been studied with many ligands other than fluorine also.

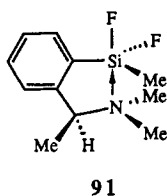
For the five-membered compounds 86,²⁹ 87,³⁰ and 88⁴³ fluorine site exchange occurs so readily that even at low temperatures a single ¹⁹F NMR resonance only is seen, whereas for the six- and seven-membered silicates 89²⁹ and 90⁴³ the barrier for site exchange is comparable to that for the acyclic fluorosilicates (9.1 kcal mol⁻¹ for 89 and 10.5 kcal mol⁻¹ for 90).

In the chelated pentacoordinate silicon compounds, the values of the free energies of activation for the



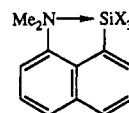
processes resulting in NMR equivalence of fluorine atoms range from 6.0 to 13.1 kcal mol⁻¹.^{62,136,147,171-174} Since these values are similar to those determined for ring opening in such chelates (section IV.A.3) it is not certain that such equivalence is always due to a regular mechanism for site exchange in the pentacoordinate silane, i.e. a process in which the coordination number remains unchanged throughout, for an irregular mechanism in which the cycle is disrupted, allowing the silicon atom to become at least momentarily tetracoordinate, is also possible. This ambiguity was however eliminated in a number of instances by the incorporation of a chiral center in the α -position relative to the dimethylamino group, as an independent probe of the latter's decoordination and inversion.^{147,174}

For example, in compound 91, the limiting low-temperature ¹H spectrum displays¹⁷⁴ four separate methyl group resonances from the dimethylamino group, because of the chirality of both the benzylic



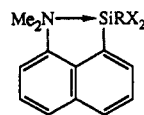
carbon atom and the pentacoordinate silicon atom. As the temperature is raised, a first coalescence of the four resonances to two occurs with a ΔG^\ddagger value of 9.4 kcal mol⁻¹. This arises from an intramolecular ligand exchange process, for there is a parallel coalescence of the axial and equatorial fluorine signals in the ¹⁹F DNMR spectrum, characterized by a ΔG^\ddagger of 9.3 kcal mol⁻¹. In the ¹H spectrum the second coalescence to

give a singlet for the NMe₂ signal takes place with a ΔG^\ddagger of 11.8 kcal mol⁻¹ corresponding to Si-N bond opening accompanied by rotation and inversion at nitrogen. Furthermore, in peri-substituted naphthalene derivatives, where the rigid geometry of the ligand imposes close approach of the coordinating dimethylamino group to the silicon atom, the barrier to inversion of the Me₂N group is almost certainly at least 20 kcal mol⁻¹.^{62,147} Values substantially lower than this for ligand or methyl group equivalence therefore reflect fluxional processes at silicon. Values for free energies of activation for site exchange processes at silicon are less than 7 kcal mol⁻¹ for 92,¹⁷⁵ 93,¹⁶² and 94⁶² but attain 12 kcal mol⁻¹ for 15.⁶² They are slightly higher for 95



- 92 : X = H
93 : X = OMe
94 : X = OEt
15 : X = F

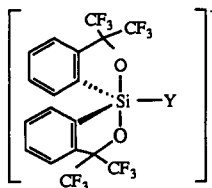
(11 kcal mol⁻¹),⁶² 96 (12 kcal mol⁻¹),⁶² and 98 (9 kcal mol⁻¹).⁶² Compound 97 ($\Delta G^\ddagger = 9$ kcal mol⁻¹)⁶² is the one example in which the occupancy of different sites by OMe ligands is directly apparent in the low-temperature ¹H NMR spectrum.¹⁴⁷



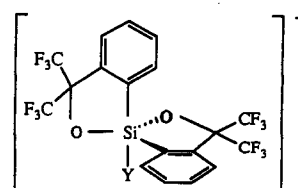
- 95 : R = Ph, X = Cl
96 : R = Ph, X = F
97 : R = Ph, X = OMe
98 : R = Me, X = Cl

The NMR experiments¹⁷⁴ show that although fluorine atoms permute between axial and equatorial sites, about the trigonal bipyramidal silicon atom in the pentacoordinate chelate, the fluorine atoms in compound 91 at all times retain their diastereotopic relationship with respect to the chiral benzylic center. For the diastereotopic distinction to be lost by permutation, it is necessary to have the five-membered ring in the diequatorial position.

The stereoisomerization of the bicyclic pentacoordinate silicates 99,¹³⁴ and the related inversion of the



99



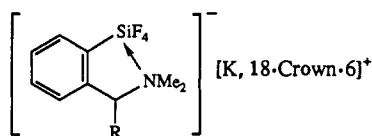
100

parent spirosilane 8 under the influence of weak nucleophiles,¹⁷⁶ have been extensively studied by Martin et al. Although an irregular mechanism for inversion of configuration cannot be completely excluded, it is

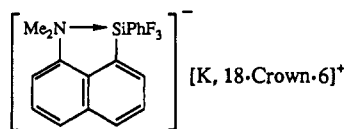
likely that the five-membered rings remain intact, even for the high energies measured for the isomerization with some of the equatorial ligands Y. The values of the free energy of activation for the inversion decrease, as the electron-withdrawing effect of the substituent increases, from 28.6 kcal mol⁻¹ for Y = Buⁿ to 17.5 kcal mol⁻¹ for Y = F and 16.8 kcal mol⁻¹ for Y = CN. An excellent linear correlation holds between the ΔG^\ddagger values and Taft σ^* inductive parameters. The highest energy structure along the pseudorotation pathway is probably 100, in which the ligand Y occupies an apical site. The fact that this intermediate will be lower in energy the more electronegative is Y, in accord with the correlation established, is a strong argument in favor of the regular mechanism.

B. Hexacoordinate Silicon Compounds

Although the low-temperature ¹⁹F NMR spectrum of the ion [PhSiF₅]²⁻ shows¹⁷⁷ one apical and four basal fluorine atoms, with coupling of the latter to ²⁹Si, fluorine site exchange which is apparent at ambient temperature proceeds by intermolecular exchange, since coupling is lost as the fluorine resonances coalesce. Regular stereomutation has however been established¹⁶⁶ in a number of chelate complexes formed with ligands 13 and 14. Free energies of activation for fluorine site exchange in fluorosilicate complexes were found to be 11 kcal mol⁻¹ for 101a and 101b and 15 kcal mol⁻¹ for 83 and 102. Evidence for a regular mechanism is analogous to that obtained in the similar studies of their pentacoordinate precursors.



101 a : R = H
b : R = Me



102


The bis(1,2-benzenediolato) chelates with benzylamine ligands, 81 and 82, display¹⁶⁵ no diastereotopy of the NMe₂ groups with respect to the chirality of the hexacoordinate center, even at the lowest temperature attainable. The free energy of activation for the equivalence of the NMe₂ groups in 82 was found to be 10.5 kcal mol⁻¹. Since nitrogen inversion has been estimated to have an energy lower than 6 kcal mol⁻¹,¹⁷⁸ this equivalence corresponds to breaking of the Si-N coordinate bond. A very rapid nondissociative stereoisomerization about silicon is therefore indicated, with a free energy of activation lower than 7 kcal mol⁻¹.

The bis-chelate complexes 52 and 103–105 are also fluxional.¹⁷⁹ DNMR studies have shown unambiguously that a nondissociative mechanism operates. Free energies of activation for stereomutation are given in Table 7. They are similar for all four compounds (<15 kcal mol⁻¹) and differ little with ligand electronegativity,

Table 7. Free Energies of Activation, at 300 K, for Stereoisomerization of Neutral Hexacoordinate Silicon Complexes

compd (substituents)	ΔG^\ddagger (kcal mol ⁻¹)
52 (H,F)	14.7
103 (H,OMe)	15.2
104 (H,Me)	9.3
105 (Me,Ph)	12.7

thus showing that hexacoordination occurs even when the silicon atom is bound only to carbon atoms, apart from the coordinated nitrogen atoms.



52 : X = H, Y = F
103 : X = H, Y = OMe
104 : X = H, Y = Me

VI. Reactivity of Pentacoordinate Silicon Compounds

One reason for the great interest in the chemistry of hypervalent silicon species originates in mechanistic studies performed on the racemization, hydrolysis, and alcoholysis^{180,181} of tetracoordinate chlorosilanes. These reactions have been shown to be activated by nucleophiles, and kinetic data have established that the rate laws in both cases are very similar and involve two molecules of nucleophilic reagent (Scheme 11).

Scheme 11

$$v_{\text{rac}} = k_{\text{rac}} [\text{R}_1\text{R}_2\text{R}_3\text{Si-Cl}] [\text{Nu}]^2$$

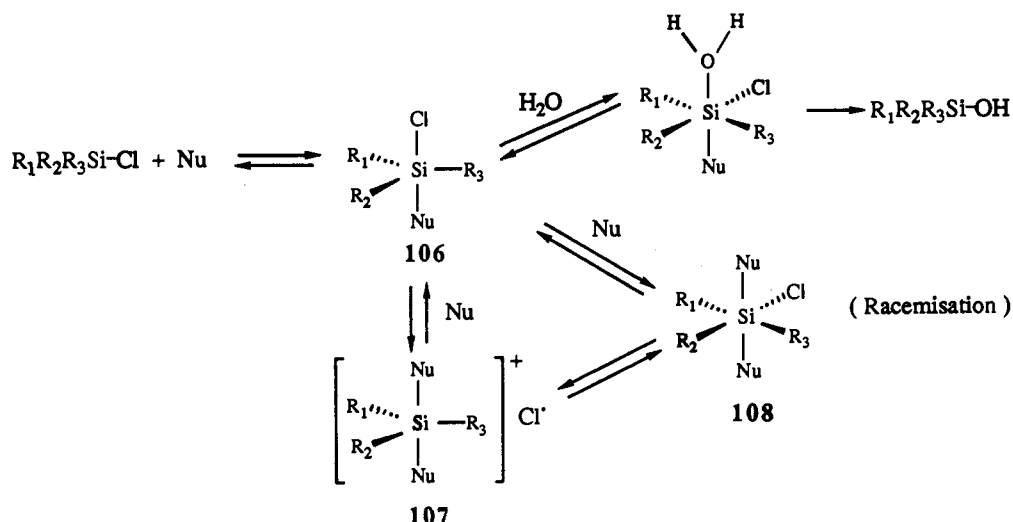
$$v_{\text{H}_2\text{O}} = k'_{\text{H}_2\text{O}} [\text{R}_1\text{R}_2\text{R}_3\text{Si-Cl}] [\text{H}_2\text{O}] [\text{Nu}]$$

Nu = Nucleophilic catalyst

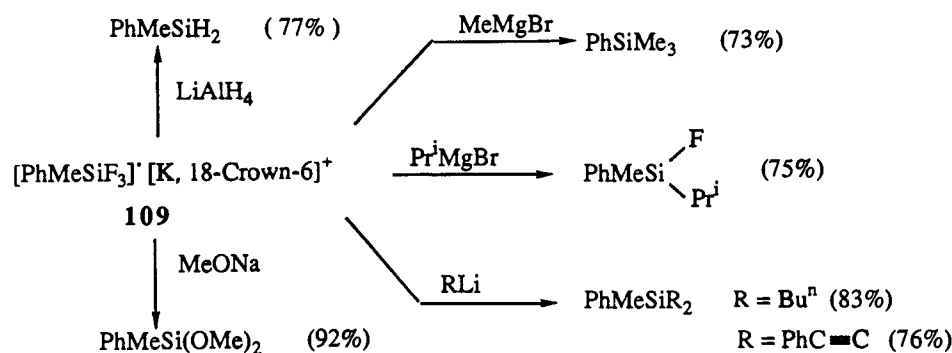
Entropies of activation were evaluated as $\Delta S^\ddagger = -40$ to -60 e.u. and enthalpies of activation as small as $\Delta H^\ddagger < 3$ kcal mol⁻¹. These features point to a mechanism controlled by the entropy of activation. The mechanism proposed (Scheme 12) involves an initial and reversible attack of the activating nucleophilic catalyst on the substrate to give a pentacoordinate silicon intermediate 106. This is followed in the rate-determining step by reaction with a second molecule of the same nucleophile in the case of racemization and by reaction with a molecule of the incoming nucleophile which substitutes the Si-X bond in the case of "nucleophile-assisted" nucleophilic substitution at silicon. The large negative values of the entropy of activation are consistent with highly organized transition states. In the case of racemization a symmetrical species 107 or 108 is formed in the second step; the pathway for substitution is identical except for the nature of the nucleophile which is then the substituting reagent.

The mechanistic implications of this process are the following:

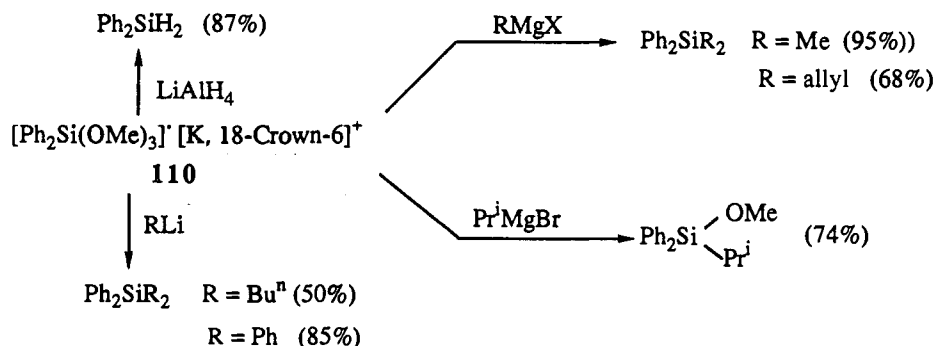
Scheme 12



Scheme 13



Scheme 14



(1) The pentacoordinate silicon species 106 must react faster with nucleophiles than the starting tetracoordinate silane, since there is acceleration of the racemization and of the hydrolysis of chlorosilanes in the presence of a nucleophilic catalyst even if the silicon species 106 is negatively charged (in the case of nucleophilic activation by F^- or RCO_2^- for instance).

(2) The rate-determining step involves nucleophilic attack on a pentacoordinate silicon atom via a hexacoordinate intermediate (or transition state).

It is in this context and in order to elucidate the mechanistic implications of this process that the study of the reactivity of pentacoordinate silicon species toward nucleophiles has been developed. The features favoring the transformation of a pentacoordinate silicon species to a hexacoordinate one have been investigated.

A. Pentacoordinate Alkyl- and Arylsilicates

1. Pentacoordinate Fluoro- and Methoxyorganosilicates

a. **Reaction with Organometallic Compounds.** The pentacoordinate silicates 109–112 react^{33,182} with nucleophiles such as $LiAlH_4$, $RMgX$, RLi , and $MeONa$ to give the tetravalent silicon derivatives in good yields (Schemes 13–15).

Interestingly these pentacoordinate silicates are much more reactive than the corresponding tetracoordinate silanes with hindered Grignard reagents such as Pr^i-MgBr or Bu^tMgBr . Semiquantitative comparisons of the relative reactivity are shown in Scheme 16. These experimental results are supported by calculations which show that the positive charge on the central silicon atom is at least maintained¹⁸³ and may well be in-

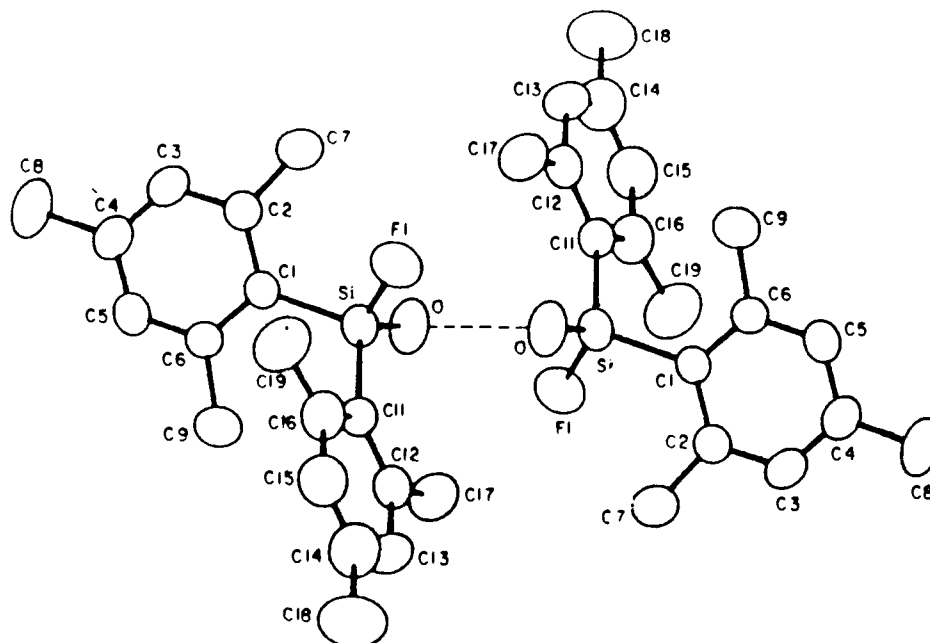
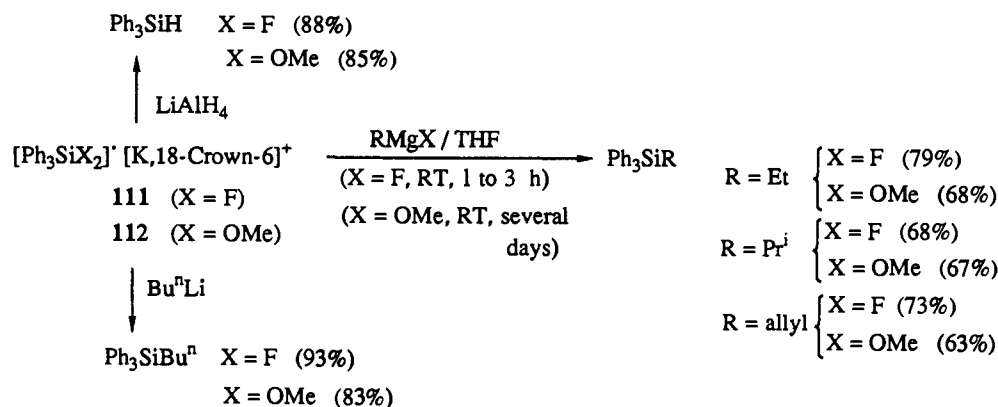
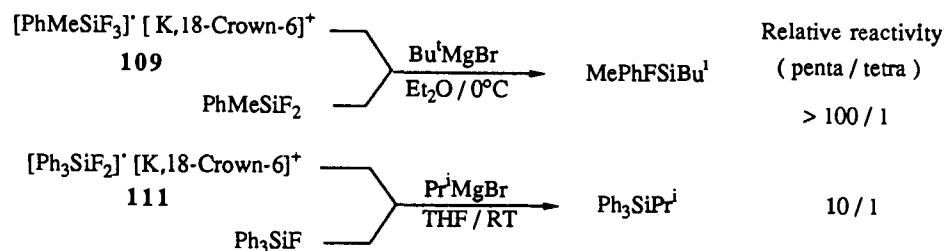


Figure 1. ORTEP plot of the anion in $\{[\text{Me}_2\text{Si}(\text{F})\text{O}]_2[\text{H}]\}-[\text{Et}_4\text{N}]^+$. The interaction of the oxygen atoms with the protons is indicated by a dashed line.

Scheme 15



Scheme 16

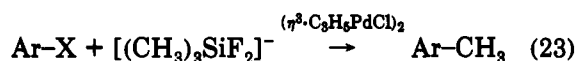


creased¹⁸⁴ by coordination of an additional ligand, even when the ligand is anionic (fluoride or hydride ion). The residual positive charge on silicon together with the lengthening of the silicon–ligand bonds, particularly in the apical position of the five-coordinate intermediate, as reproduced by the calculations, account for the higher reactivity of the pentacoordinate silicon species. The high reactivity of pentacoordinate organofluorosilicates toward nucleophiles was also evident in the study of the hydrolysis of dimesityldifluorosilane Mes_2SiF_2 .¹²⁵ This compound does not react with water in refluxing acetonitrile. However rapid reaction occurs when tetraethylammonium fluoride hydrate is introduced. To confirm that $[\text{Mes}_2\text{SiF}_3]^-$, which was presumed to

be formed in this process, is indeed very sensitive to hydrolysis, $[\text{Mes}_2\text{SiF}_3]^-[\text{K}, 18\text{-crown-6}]^+$ was prepared. This preformed complex was found to be extensively hydrolyzed after 5 min in aqueous acetone. In the two hydrolytic procedures the same silicon-containing products were found, viz. the hydrogen bisilicate $\{[\text{Mes}_2\text{Si}(\text{F})\text{O}]_2[\text{H}]\}-\text{Et}_4\text{N}^+$ and the disiloxane $(\text{Mes}_2\text{SiF})_2\text{O}$. The hydrogen bisilicate, the structure of which was established by X-ray analysis (Figure 1), was postulated to be an intermediate in the hydrolysis pathway from $[\text{Mes}_2\text{SiF}_3]^-$ to $(\text{Mes}_2\text{SiF})_2\text{O}$.

b. Cross-Coupling Reaction of Pentacoordinate Fluoroorganosilicates with Aryl Halides. Tris-(diethylamido)sulfonium difluorotrimethylsilicate (TAS

TMSF₂) was found to deliver a methyl group to an aryl halide¹⁸⁵ chemoselectively, in the presence of a catalytic amount of allylpalladium chloride dimer (eq 23, Table 8).



This reaction constitutes a simple preparation of methylated aromatic compounds through pentacoordinate organosilicates.

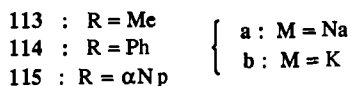
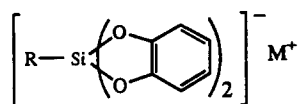
Table 8. Methylation of Aromatic Halides with TAS TMSF₂ Catalyzed by Allylpalladium Chloride Dimer

halide	product (yield)
	X = I (78) X = Br (13)
	(81)
	(82)
	(17)
	Z = NO ₂ (86) Z = CH ₃ OCO (84)

2. Pentacoordinate

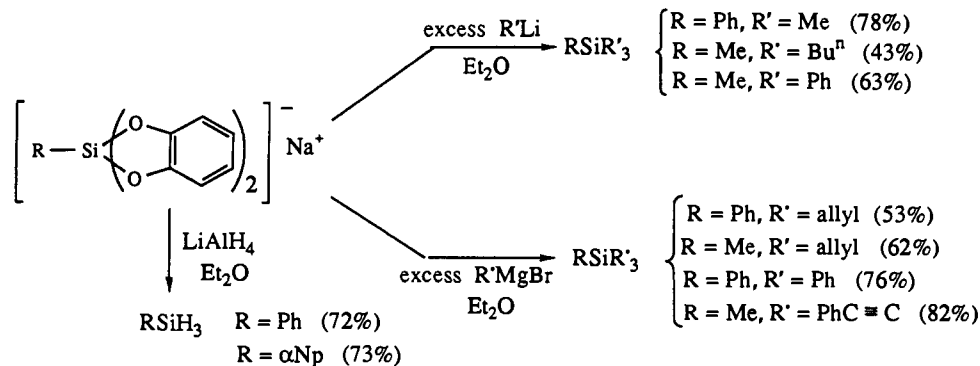
Bis(1,2-benzenediolato)organosilicates

a. **Reaction with Nucleophilic Reagents.** The bis(1,2-benzenediolato)organosilicates 113–115 were also found^{71a,186} to be very reactive toward nucleophilic reagents such as RMgX, RLi and metallic hydrides.



Treatment with 3 molar equiv of an organolithium or organomagnesium reagent led to the tetrasubstituted silanes RSiR'₃ (Scheme 17). Addition of only 2 molar

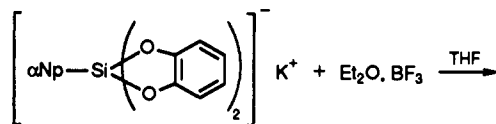
Scheme 17



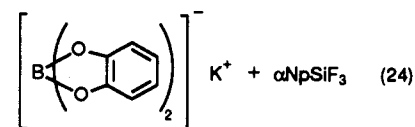
equiv of organometallic reagent (R'MgX or R'Li) apparently gave the intermediate 116, which, without being isolated, could subsequently be reduced by lithium aluminum hydride to give organosilanes of type RR'₂SiH, or by reaction with other nucleophilic reagents to give further organosilicon compounds (Scheme 18). However in some cases (for purification purposes) it is better to hydrolyze the intermediate and isolate and purify 117 before adding the second nucleophile (Scheme 19).

A study of the reactivity of complexes 113a–115a toward Grignard reagents containing a hydrogen atom in the β position, activated by Cp₂TiCl₂, has been made.¹⁸⁷ These Grignard reagents in the presence of certain transition metal compounds have been found to be as powerful reducing agents as LiAlH₄ toward Si–X bonds.¹⁸⁸ The use of this method permits the preparation of hydrosilanes in one step from complexes 113a–115a (Scheme 20). The reaction product depends on the nature of the Grignard reagent. Primary alkyl Grignard reagents give monohydrosilanes whereas secondary and tertiary alkyl Grignard reagents yield dihydrosilanes. As will be shown in section VII.C.2, in the case of the reaction of primary Grignard reagents, the initial reaction with the Grignard reagent gives intermediate 116, which is then reduced “in situ”. In the case of tertiary Grignard reagents it has been suggested that reduction of the complex to RSiH₃ first occurs, followed by reaction of Grignard reagent in the presence of Cp₂TiCl₂ to give the dihydrosilane. This is supported by the fact that complex 115a reacts with Bu^tMgBr (3 molar equiv) in the presence of Cp₂TiCl₂ (1.5 molar equiv) to give αNpSiH₃, and that αNpSiH₃ in its turn reacts with Bu^tMgBr in the presence of Cp₂TiCl₂ to give αNpBu^tSiH₂.

Lewis acids such as BF₃ induce ligand exchange in complex 115b to give the borate 118 in good yield¹¹⁹ (eq 24).

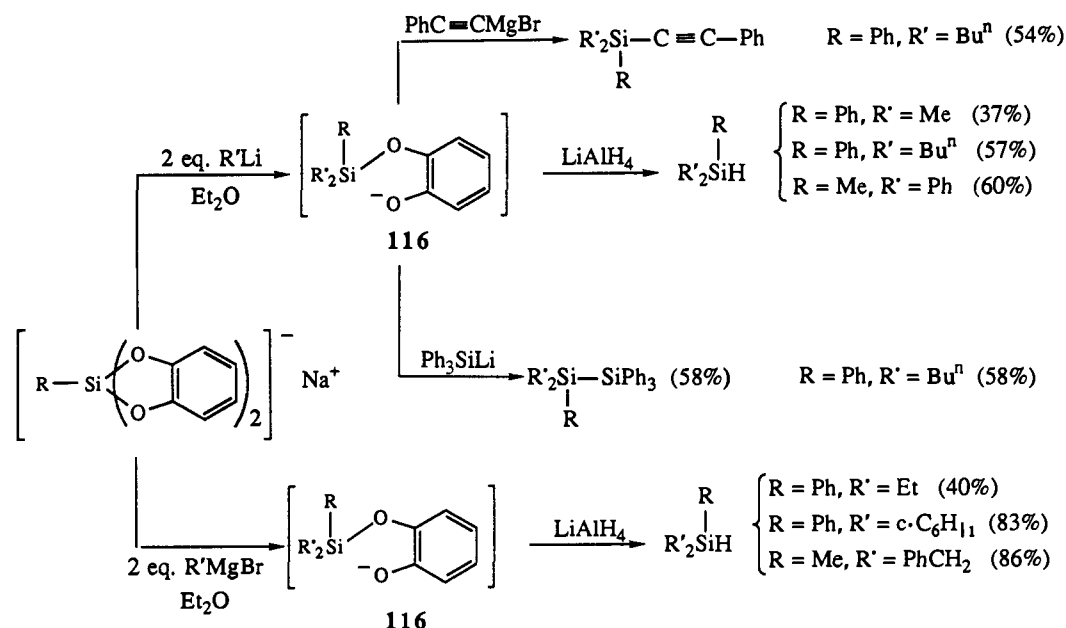


115b

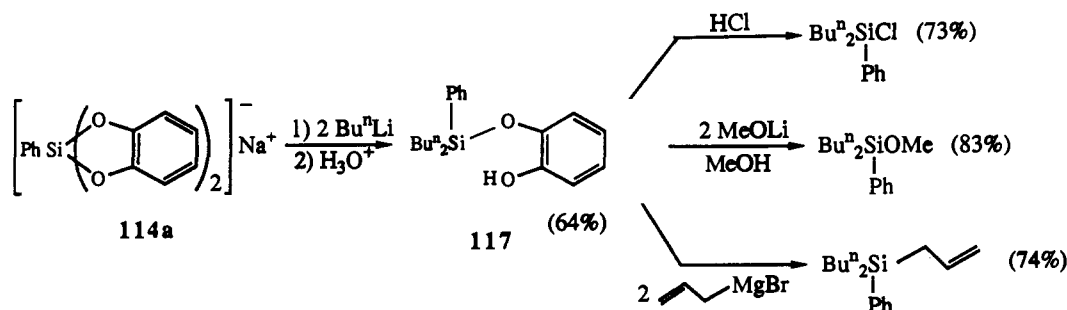


118

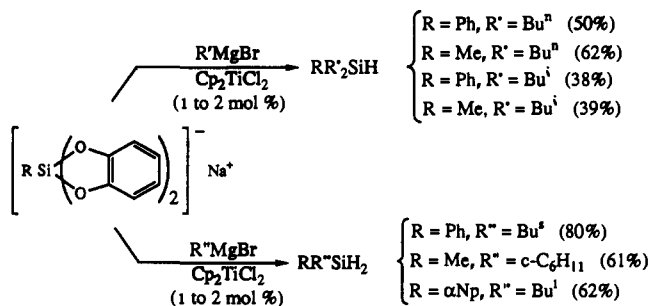
Scheme 18



Scheme 19



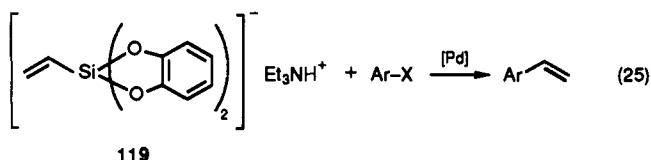
Scheme 20



R': primary Grignard reagent

R'': secondary or tertiary Grignard reagent

b. Cross-Coupling Reaction of Vinylsilicate with Organic Iodides and Triflates. The pentacoordinate vinylsilicate **119** reacts with aryl and vinyl iodides and aryl triflates in the presence of a palladium complex to give the corresponding cross-coupled products stereospecifically¹⁸⁹ (eq 25 and Table 9). This cross-



119

coupling reaction can be achieved directly from vinyltrimethoxysilane and catechol without isolation of **119**.

Table 9. Pd-Catalyzed Cross-Coupling of Complex 119 with Organic Halides and Triflates in Dioxane at Reflux During 60 h

organic halide	catalyst	product (yield %)
	[PdCl(C ₆ H ₅) ₂] ₂	R = H (30) R = NO ₂ (76)
	PdCl ₂ (PhCN) ₂	R = Me (38) R = OMe (35) R = NO ₂ (84)
	PdCl ₂ (PhCN) ₂	C ₆ H ₁₃ -CH=CH-CH=CH- (29)
	Pd(PPh ₃) ₄	R = CH ₃ CO (52) R = NO ₂ (57) ^a R = CHO (41)
	Pd(PPh ₃) ₄	(32)

^a Refluxing for 12 h.

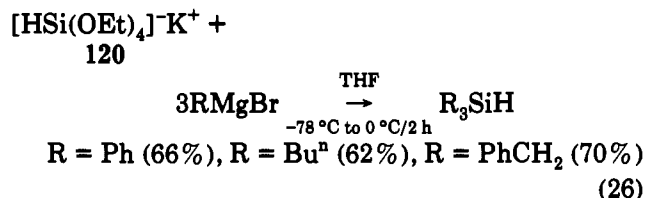
B. Pentacoordinate Hydrosilicates

1. Pentacoordinate Alkoxyhydrosilicates

Pentacoordinate hydrosilicates have been postulated as the reactive species in the reduction of carbonyl compounds with hydrosilanes in the presence of fluoride or alkoxide ion.^{18,73,190,191} The isolated species [HSi(OEt)₄]⁻K⁺ (**120**) and [H₂Si(OPrⁱ)₃]⁻K⁺ (**121b**) were studied in detail.^{35,36,37,192} They show much more variety

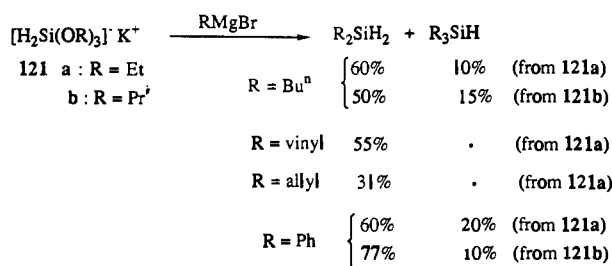
in their reactions than $\text{HSi}(\text{OR})_3$ since they can behave as electrophile reagents, basic reagents, reducing reagents, and SET reagents.

a. **Reaction with Grignard Reagents.** The electrophilic character of the silicon atom in hydrosilicates was demonstrated in reactions with Grignard reagents. **120** reacted readily with a slight excess of Grignard reagent at low temperature to give trialkylsilanes R_3SiH in good yield³⁶ (eq 26). Similarly dihydrosilicates



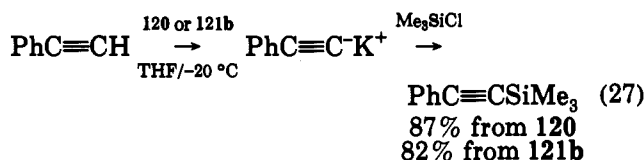
121a and **121b** underwent nucleophilic displacement at silicon with Grignard reagents to give a mixture of diorganosilanes R_2SiH_2 and triorganosilanes R_3SiH ³⁷ (Scheme 21). The reaction took place readily under

Scheme 21

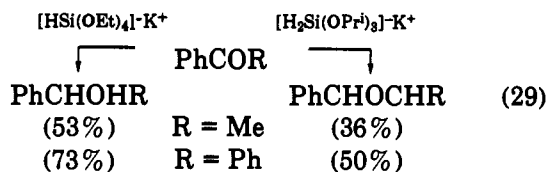
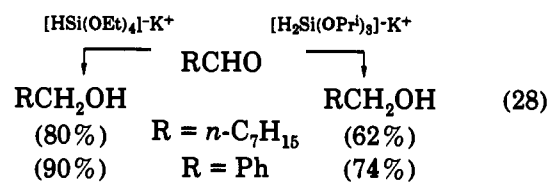


mild conditions with **121a**. Higher temperatures were required in the case of **121b**. This reaction constitutes a convenient way to prepare divinyl- and diallylsilanes, compounds of these types not being easily accessible by conventional methods. Moreover the formation of R_2SiH_2 provides good chemical evidence for the structure of **121a** which has not been isolated because of fast redistribution reactions.^{37b}

b. **Basic Reactions.** **120** and **121b** exhibit basic properties. Reaction with phenylacetylene in THF gave potassium acetylide which was trapped with Me_3SiCl ^{36,37b} (eq 27). In a similar manner the metalation of Ph_3CH was effected by **120**, as shown by the recovery of Ph_3CD in 35% yield after deuteration.



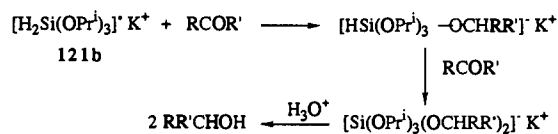
c. **Reduction of Carbonyl Compounds.** Hydrosilicates **120** and **121b** were found to reduce aldehydes and ketones in the absence of a catalyst and under very mild conditions^{36,37} (eqs 28 and 29). Yields of primary and secondary alcohols were generally high. Lower yields were obtained in the case of PhCOCH_3 with both reducing agents because of partial enolization of the ketone. It is important to note also that the reduction of benzophenone gave only benzhydrol. No trace of the blue ketyl radical anion was detected, and no benzopinacol was isolated. Furthermore a dilute mixture of **120** or **121b** and benzophenone gave no ESR



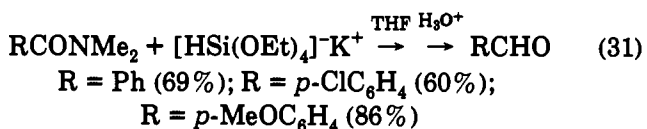
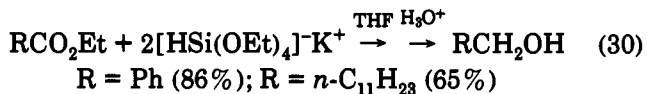
signal. It is thus clear that the reduction proceeds by a heterolytic pathway.

In the case of the dihydrosilicate **121b** both hydrogen atoms are utilized in the reduction of carbonyl compounds, probably in two successive steps (Scheme 22).

Scheme 22



120 reduces esters to alcohols with good yields³⁶ (eq 30) and even amides to aldehydes¹⁹³ (eq 31). Under similar

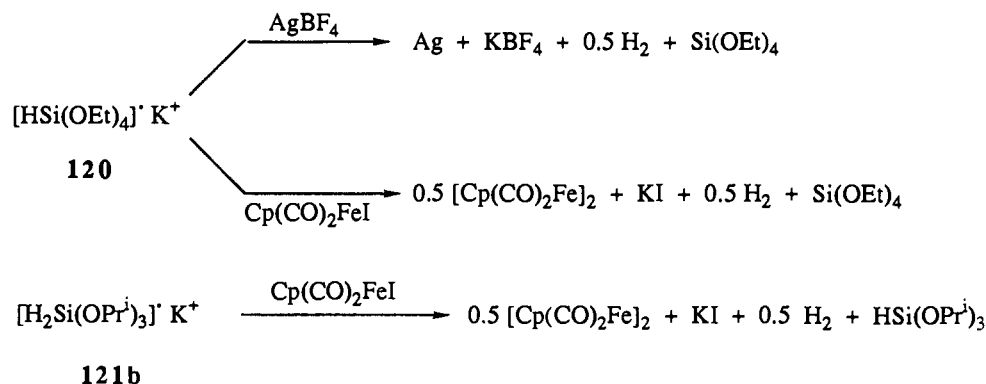


conditions, triethoxysilane and triisopropylsilane were found to be completely unreactive. The high reactivity of $[\text{HSi}(\text{OEt})_4]^- \text{K}^+$ and $[\text{H}_2\text{Si}(\text{OPr}^i)_3]^- \text{K}^+$ toward carbonyl compounds thus strongly supports the involvement of pentacoordinate silicates as reactive species in the case of the reduction of carbonyl compounds by $\text{HSi}(\text{OEt})_3$ in the presence of alkoxide or fluoride ions¹⁶ (section VIII.A.2).

d. **Hydrosilicates as Single Electron-Transfer Reagents.** The ability of **120** to react by single-electron transfer was displayed in its reaction with oxidizing reagents such as AgBF_4 .³⁶ Evolution of dihydrogen was observed and $\text{Si}(\text{OEt})_4$ was recovered in good yield. Moreover **120** and **121b** both reacted with $\text{Cp}(\text{CO})_2\text{FeI}$ to give quantitatively the dimer $[\text{Cp}(\text{CO})_2\text{Fe}]_2$ ^{36,37b} (Scheme 23).

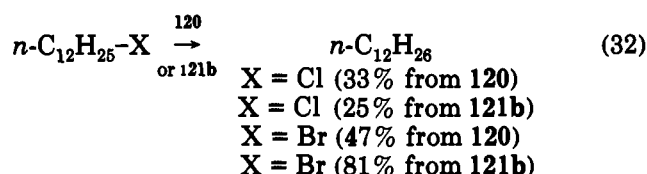
Furthermore the ESR spectra of solutions of **120** and **121b** in *p*-dinitrobenzene (DNB) or 2,6-di-*tert*-butylbenzoquinone (DTBQ) correspond to those of the radical anion of DNB or DTBQ. These results indicate that the hydrosilicates studied can behave as SET reagents. In contrast, neither solutions of neutral penta- or hexacoordinate hydrogenosilanes such as **73** or **51** nor the fluorosilicate **111** (Scheme 15) give an ESR signal with 2,6-di-*tert*-butylbenzoquinone under

Scheme 23

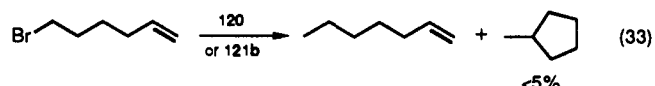


similar conditions. HSi(OEt)_3 itself did not produce the radical anion when mixed with *p*-dinitrobenzene.

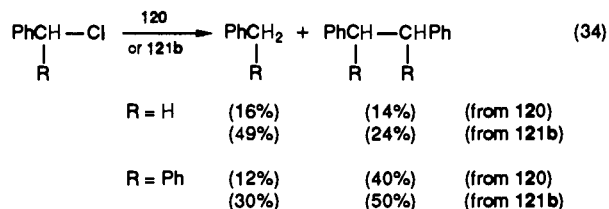
e. Reaction with Organic Halides. Pentacoordinate hydridosilicates **120** and **121b** are also able to reduce alkyl halides to the corresponding alkane^{36,37b} (eq 32) under conditions where HSi(OEt)_3 is unreactive.



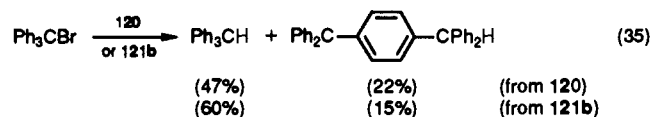
In order to get information about the mechanism of the reduction, the reduction of 6-bromo-1-hexene was investigated. In both cases, 1-hexene (eq 33) was the



major product and less than 5% of methyl cyclopentane was obtained. These results suggest that a hydride transfer process is operating in the reduction of primary alkyl halides, rather than a SET mechanism. In the base of benzyl halides or diphenylmethyl chloride the corresponding dimers were obtained in addition to toluene or diphenylmethane (eq 34). The reaction of



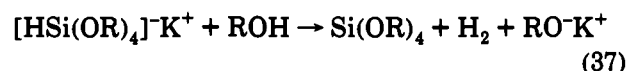
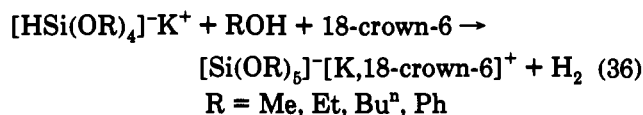
Ph_3CBr with **120** or **121b** gave a mixture of Ph_3CH and of (4-tritylphenyl)diphenylmethane (eq 35) after hy-



drolisis. Moreover in both cases the reaction mixtures gave ESR spectra consistent with the resonance of the trityl radical, which would be generated by one electron transfer from the hydridosilicate to Ph_3CBr . Thus two distinct mechanisms appear to be possible in these reactions: a mechanism of direct nucleophilic substi-

tution for the reduction of primary alkyl halides and a SET mechanism for the reduction of benzylic or trityl halides.

f. Alcoholysis of Hydridosilicates. The course of the alcoholysis of $[\text{HSi(OR)}_4]^- \text{K}^+$ and $[\text{H}_2\text{Si(OR)}_3]^- \text{K}^+$ was studied¹⁹⁴ and compared with the alcoholysis of HSi(OR)_3 . In the presence of 18-crown-6 ether the hydridosilicates $[\text{HSi(OR)}_4]^- \text{K}^+$ ($\text{R} = \text{Me, Et, Bu}^n, \text{Ph}$) reacted with alcohols with rapid evolution of dihydrogen and formation of pentaalkoxysilicates (eq 36). When the reaction was performed in the absence of crown ether (eq 37), the tetraalkoxysilane was the product,

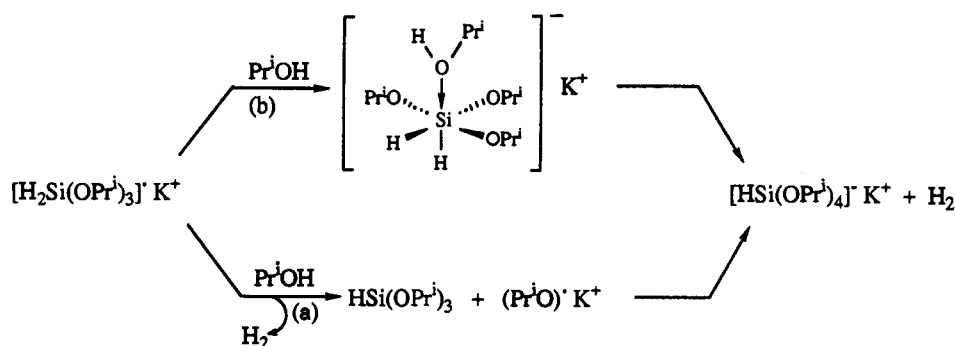


not the pentaalkoxysilicate. In this case dihydrogen was evolved very quickly and Si(OR)_4 no doubt resulted from the decomposition of the transient pentacoordinate species $[\text{Si(OR)}_5]^- \text{K}^+$ which is very unstable in the absence of crown ether. Consequently in the presence of ROH, $[\text{HSi(OR)}_4]^- \text{K}^+$ undergoes nucleophilic substitution to give a new pentacoordinate silicon derivative $[\text{Si(OR)}_5]^- \text{K}^+$, which can be isolated only in the presence of crown ether. It is important to note that HSi(OR)_3 does not react with alcohols in the absence of a catalyst.

The dihydrosilicate $[\text{H}_2\text{Si(OPr}^i\text{)}_3]^- \text{K}^+$ reacted with 1 equiv of 2-propanol to give quantitatively the pentacoordinate silicon derivative $[\text{HSi(OPr}^i\text{)}_4]^- \text{K}^+$. The formation of $[\text{HSi(OPr}^i\text{)}_4]^- \text{K}^+$ can be observed in this case since it is a stable compound even in the absence of crown ether. This reaction can be rationalized in two different ways, either as an acid-base reaction (Scheme 24, reaction a), followed by the formation of the pentacoordinate hydridosilicate, or as a nucleophilic substitution reaction at silicon via a hexacoordinate intermediate (or transition state) (Scheme 24, reaction b).

The mechanism involving an acid-base reaction has been ruled out.³⁶ So it can be concluded that the reaction proceeds through direct nucleophilic substitution at silicon involving a hexacoordinate silicon intermediate. It is worth noting that the alcoholysis of hydridosilicates constitutes the first example of nucleophilic substitution at a pentacoordinate silicon

Scheme 24


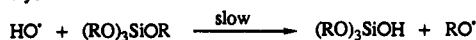


species leading to another pentacoordinate silicon species.


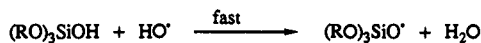
g. Role of Pentacoordinate Intermediates in the Hydrolysis Reactions of Organic Silicates. During the past decade there has been enormous growth in interest in the sol-gel process.^{195,196} This process can provide practical routes for a new generation of advanced materials for structural, electrical, optical, and optoelectronic applications. The key reaction in the sol-gel process for the preparation of silica is the hydrolysis of an organic silicate, usually $\text{Si}(\text{OMe})_4$ or $\text{Si}(\text{OEt})_4$. In basic conditions two mechanisms may be proposed.¹⁹⁷ The first is an $\text{S}_\text{N}2$ reaction induced by OH^- (Scheme 25), and the second, a nucleophilic

Scheme 25

Hydrolysis

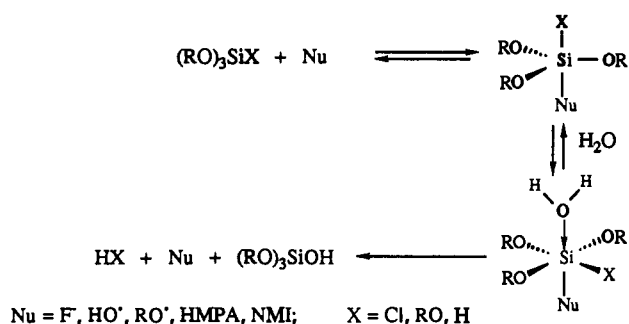


Condensation



substitution reaction assisted by a nucleophile, with formation of a pentacoordinate silicate (Scheme 26).

Scheme 26



With a view to determining the possible role of pentacoordinate anionic silicon species in the process, the hydrolysis and gel times of the isolated pentalkoxysilicates $[\text{Si}(\text{OR})_5]^- [\text{K}, 18\text{-crown-6}]^+$ ($\text{R} = \text{Me}, \text{Et}, \text{Ph}$) were studied¹⁹⁴ and compared to the hydrolysis and gel times of $\text{Si}(\text{OR})_4$ and $\text{Si}(\text{OR})_4$ in the presence of 10% ROK ($\text{R} = \text{Me}, \text{Et}, \text{Ph}$). The tetravalent silicon derivatives $\text{Si}(\text{OR})_4$ ($\text{R} = \text{Me}, \text{Et}, \text{Ph}$) were found to hydrolyze with difficulty under neutral conditions. When a catalytic amount of ROK was added, the rate

of the hydrolysis reaction increased; even more rapid hydrolysis was observed with silicates $[\text{Si}(\text{OR})_5]^- [\text{K}, 18\text{-crown-6}]^+$. For example the hydrolysis of $\text{Si}(\text{OPh})_4$ gave a gel only after 5 days. When 10% of PhOK was added a monolithic gel was obtained after 40 min. Finally a gel appeared immediately on hydrolysis of $[\text{Si}(\text{OPh})_5]^- [\text{K}, 18\text{-crown-6}]^+$ (Table 10).

Table 10. Hydrolysis of $\text{Si}(\text{OR})_4$ and $[\text{Si}(\text{OR})_5]^-$ in THF at Room Temperature

entry	silicate	reaction time	aspect
1	$\text{Si}(\text{OMe})_4$	5 days	viscous liquid
2	$\text{Si}(\text{OMe})_4 + 10\% \text{ MeOK}$	7 h	liquid + solid
3	$[\text{Si}(\text{OMe})_5]^- [\text{K}, 18\text{-crown-6}]^+$	<1 min	white precipitate
4	$\text{Si}(\text{OEt})_4$	7 days	liquid
5	$\text{Si}(\text{OEt})_4 + 10\% \text{ EtOK}$	4 h	liquid
6	$[\text{Si}(\text{OEt})_5]^- [\text{K}, 18\text{-crown-6}]^+$	2-3 h	early stage of gelification
7	$\text{Si}(\text{OPh})_4$	5 days	early stage of gelification
8	$\text{Si}(\text{OPh})_4 + 10\% \text{ PhOK}$	40 min	white precipitate
9	$[\text{Si}(\text{OPh})_5]^- [\text{K}, 18\text{-crown-6}]^+$	<1 min	gel

These results cannot all be interpreted by a base-catalyzed reaction (Scheme 25). Indeed PhO^- is less basic than EtO^- but reacts faster (Table 10, compare entries 4 and 5 with entries 7 and 8). These results, which are in agreement with the greater susceptibility to hydrolysis of isolated pentacoordinate silicates, suggest that RO^- acts as a coordinating nucleophilic agent in these reactions; the mechanism of basic catalysis could be in fact a nucleophilic assistance. However during the hydrolysis of $\text{Si}(\text{OR})_4$ and $[\text{Si}(\text{OR})_5]^- [\text{K}, 18\text{-crown-6}]^+$ it did not prove possible to isolate any intermediate, therefore no real proof of the proposed mechanism (cf. Scheme 24, route b) was obtained. In order to shed some light on this mechanism, the hydrolysis of $\text{HSi}(\text{OR})_3$ ($\text{R} = \text{Me}, \text{Et}, \text{Bu}^n, \text{Pr}^i, \text{Ph}$) in neutral and basic conditions was compared to that of the preformed pentacoordinate silicon derivatives $[\text{HSi}(\text{OR})_4]^- \text{K}^+$. The presence of the Si-H bond helps in following the course of the reaction by virtue of its prominent band in the IR spectrum and the possibility of observing the evolution of dihydrogen. The hydrolysis reactions were studied in dilute solutions in THF. The results are reported in Table 11, from which the following conclusions may be drawn.

The hydrolysis of $\text{HSi}(\text{OR})_3$ ($\text{R} = \text{Me}, \text{Et}, \text{Bu}^n, \text{Pr}^i, \text{Ph}$) is slow (several days) in neutral or acidic conditions. The IR spectra of the hydrolysis products showed that the Si-H bond was still present except in the case of $\text{HSi}(\text{OPh})_3$. This means that hydrolysis of Si-OR bonds

Table 11. Hydrolysis of $\text{HSi}(\text{OR})_3$ and $[\text{HSi}(\text{OR})_4]^- \text{K}^+$ in THF at Room Temperature

entry	starting material	reaction time	aspect	Si-H bond: ν (cm^{-1})
1	$\text{HSi}(\text{OMe})_3$	5 days	liquid + gel	2254
2	$[\text{HSi}(\text{OMe})_4]^- \text{K}^+$	<1 min	powder	no Si-H
3	$\text{HSi}(\text{OEt})_3$	5 days	viscous liquid	2252
4	$\text{HSi}(\text{OEt})_3 + \text{EtOK}$ (10%)	1 h	gel	no Si-H
5	$[\text{HSi}(\text{OEt})_4]^- \text{K}^+$	13 min	gel	no Si-H
6	$\text{HSi}(\text{OBu}^n)_3$	5 days	liquid	2245
7	$\text{HSi}(\text{OBu}^n)_3 + \text{Bu}^n\text{OK}$ (10%)	15 h	gel	no Si-H
8	$[\text{HSi}(\text{OBu}^n)_4]^- \text{K}^+$	2 h	gel	no Si-H
9	$\text{HSi}(\text{OPr}^i)_3$	5 days	liquid	2238
10	$\text{HSi}(\text{OPr}^i)_3 + \text{Pr}^i\text{OK}$ (10%)	7 days	viscous liquid	no Si-H
11	$[\text{HSi}(\text{OPr}^i)_4]^- \text{K}^+$	30 h	gel	no Si-H
12	$\text{HSi}(\text{OPh})_3$	7 days	gel	2243 (very weak)
13	$\text{HSi}(\text{OPh})_3 + \text{PhOK}$ (10%)	20 min	gel	no Si-H
14	$[\text{HSi}(\text{OPh})_4]^- \text{K}^+$	3 min	gel	no Si-H

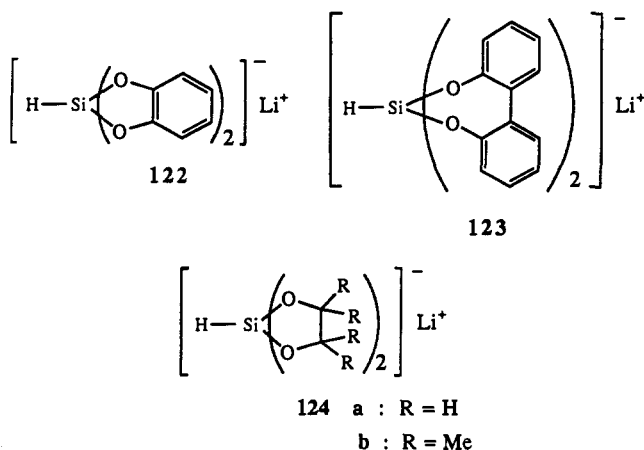
occurs before hydrolysis of the Si-H bond. Hydrolysis of trialkoxysilanes ($\text{R} = \text{Et}, \text{Bu}^n, \text{Ph}$) was greatly favored by the addition of 10% of the corresponding potassium alkoxide (aryloxide) (Table 11). With all these compounds evolution of dihydrogen occurred with formation of a gel in which no Si-H bond remained. The hydrolysis of $\text{HSi}(\text{OPr}^i)_3$ in the presence of Pr^iOK was somewhat different, since there was immediate evolution of dihydrogen and a monolithic gel was formed after 7 days only.

Hydrolysis of pentacoordinate hydridosilicates was very fast except when the R group was isopropyl. The formation of a gel was always observed, whatever the nature of the R group. In all cases immediate evolution of dihydrogen occurred, and the IR spectra of the gels indicated the absence of Si-H bonds, as for the hydrolysis of tetracoordinate compounds $\text{HSi}(\text{OR})_3$ in basic conditions.

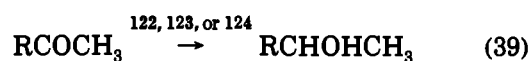
These experimental results show that the hydrolysis reaction proceeds by a nucleophilic rather than a base-catalyzed process. The nucleophilic displacement takes place on a pentacoordinate silicon species and results in the formation of a hexacoordinate intermediate (or transition state) by coordination of a molecule of H_2O .

2. *Bis(diolato)hydridosilicates*

Trichlorosilane reacts at low temperature (-78°C) with the dilithio derivatives of catechol (eq 14), 2,2'-dihydroxybiphenyl, or aliphatic diols such as 1,2-ethanediol and pinacol to give solutions presumably containing complexes 122, 123, or 124.⁷³ However these complexes are unstable at room temperature since all



attempts to isolate them have failed. Nevertheless these solutions are able to reduce aldehydes and ketones, but not esters, in the absence of catalyst and in good yield (eqs 38 and 39). The catechol and 2,2'-dihydroxybi-

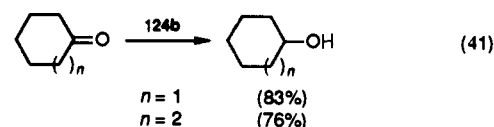
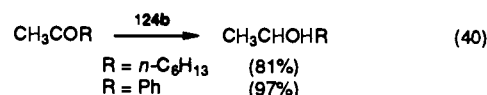


$\text{R} = \text{Ph}$ 98% (from 122); 97% (from 123);
50% (from 124a and 124b)

$\text{R} = n\text{-C}_5\text{H}_{11}$ 90% (from 123)

phenyl preparations led to good reducing agents. In contrast the reducing agents produced from aliphatic diols were much less effective and the solutions formed from monoalcohols were totally ineffective in reducing ketones. All excellent linear Hammett plot for the reduction of substituted benzaldehydes with 122 was obtained, which indicates that hydride transfer is involved in the rate-determining step.

Solutions of complex 124b have also been obtained from trialkoxysilanes and lithium pinacolate.¹⁹¹ These solutions reduce aldehydes and ketones chemo- and stereoselectively (eqs 40 and 41). The reduction of

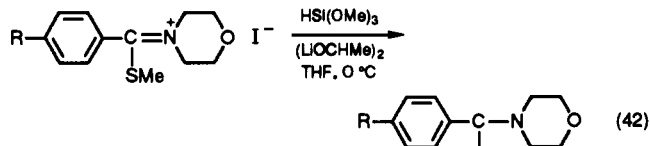


2-methylcyclohexanone, for example, gave *cis*-2-methylcyclohexanol with 85% stereoselectivity.

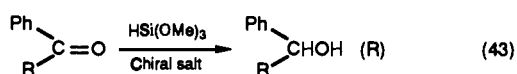
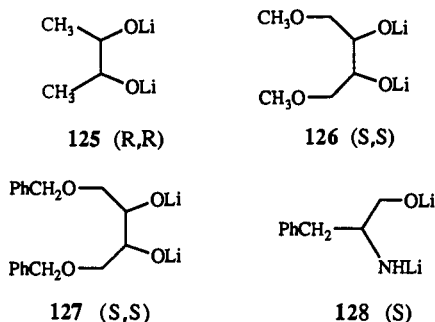
A solution of trimethoxysilane and dilithium 2,3-butanediolate also reduced (alkylthio)methyleniminium salts (eq 42) to the corresponding *S,N*-acetals in high yield.¹⁹⁸

Enantioselective hydrosilylation of ketones was achieved¹⁹⁹ by using a mixture of trialkoxysilane and the dilithium salt of a chiral diol or amino alcohol 125, 126, 127, or 128 (eq 43).

The reducing properties of the hydridosilicate 129 were also studied. This complex was originally pre-

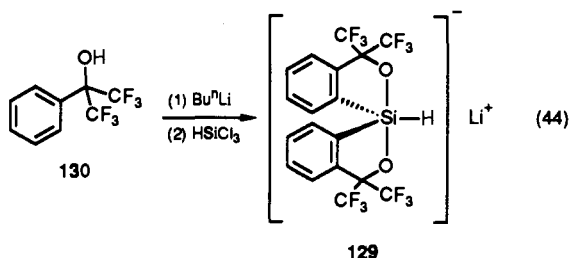


R = H (88%); MeO (98%); Cl (76%); NO₂ (79%); CN (74%); Me₂N (74%)

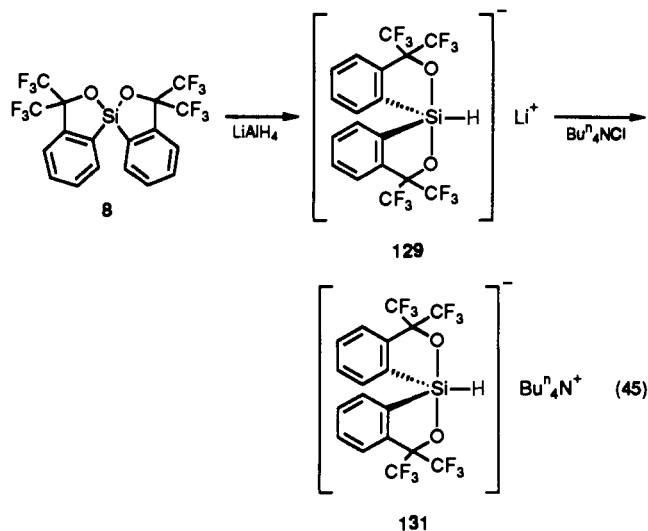


chiral salt 125	$\left\{ \begin{array}{l} \text{R} = \text{Me}, 41\% (22\% \text{ ee}) \\ \text{R} = \text{Et}, 52\% (36\% \text{ ee}) \\ \text{R} = \text{Pr}^i, 48\% (44\% \text{ ee}) \end{array} \right.$
chiral salt 126	$\left\{ \begin{array}{l} \text{R} = \text{Me}, 66\% (40\% \text{ ee}) \\ \text{R} = \text{Et}, 70\% (53\% \text{ ee}) \\ \text{R} = \text{Pr}^i, 63\% (69\% \text{ ee}) \end{array} \right.$
chiral salt 127	$\left\{ \begin{array}{l} \text{R} = \text{Me}, 78\% (44\% \text{ ee}) \\ \text{R} = \text{Et}, 66\% (54\% \text{ ee}) \\ \text{R} = \text{Pr}^i, 55\% (69\% \text{ ee}) \end{array} \right.$

pared²⁰⁰ by reaction of HSiCl₃ with the dilithio derivative of hexafluorocumyl alcohol 130 in THF in the presence of TMEDA at -78 °C (eq 44). Such solutions



were found to reduce ketones and aldehydes at 0 °C, but the complex itself appeared to be rather unstable and purification proved difficult, even after isolation as the bis(phosphoranyl)iminium salt. It was subsequently shown⁴⁶ that reaction of the spiro-silane 8 with lithium aluminium hydride gave a more stable product that could be isolated and purified as the lithium salt 129 or as the tetrabutyl ammonium salt 131 (eq 45). Solutions of these pure salts reduced aldehydes and ketones only very slowly, but in the presence of the spiro-silane 8 as a catalyst, the process is much more efficient and more selective. Under these conditions, reduction of aldehydes, ketones, and ketals occurs readily; α,β -unsaturated esters, aldehydes, ketones, and nitriles are also reduced, with predominant 1,4-addition of the hydride. The notable acceptor properties of silane 8, resulting in coordination of the carbonyl oxygen atom,^{47,176} are most probably responsible for this catalytic effect. It is possible that the reducing prop-



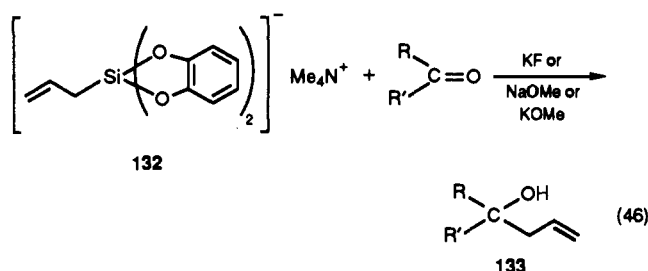
erties of the solutions obtained according to eq 44 result from the presence of a small amount of 8.

C. Pentacoordinate Allylsilicates

The reactivity of allylsilanes, with catalysis by electrophiles as well as nucleophiles has been extensively studied and used in organic synthesis.^{13,14,201-203} The stereoselectivity observed on nucleophilic activation led the authors to propose pentacoordinate allylsilicates as intermediates (section VIII.D.2) and to synthesize a number of examples of such species.


1. Bis(1,2-benzenediolato)allylsilicates

Complex 132 which was the first pentacoordinate allylsilicate to be prepared⁷⁴ reacts readily with aldehydes under nucleophilic conditions (KF, NaOMe or BuⁿLiNF) to give the corresponding homoallyl alcohols 133 (eq 46 and Table 12). Allyl transfer to ketones is



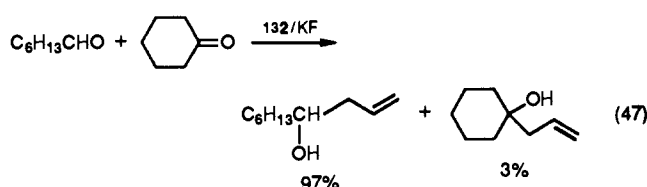
more difficult and requires NaOMe or KOMe as catalyst (Table 12), so it is possible to obtain selective transfer

Table 12. Reaction of Allylsilicate 132 with Carbonyl Compounds under Nucleophilic Conditions in DMSO

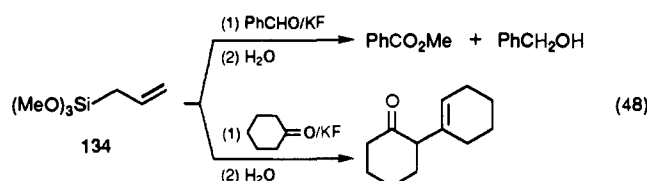
carbonyl compound	catalyst	reaction conditions	alcohol 133, yield (%)
PhCHO	KF (1 equiv)	75 °C, 3 h	71
PhCH ₂ CH ₂ CHO	MeONa (1 equiv)	20 °C, 0.25 h	49
	KF (1 equiv)	60 °C, 3 h	52
C ₆ H ₁₃ CHO	Bu ⁿ LiNF (0.2 equiv) ^a	40 °C, 8 h	68
	MeONa (1 equiv)	20 °C, 2 h	84
PhCOCH ₃	MeONa (1 equiv)	85 °C, 23 h	47
	MeOK (1 equiv)	85 °C, 10 h	48

^a In CH₂Cl₂.

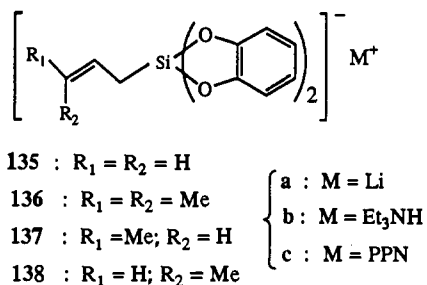
to an aldehyde even in the presence of a ketone (eq 47).



The reactivity of allyltrimethoxysilane (134) is quite different from that of 132 since in the presence of KF cleavage of the Si-O bond occurs. The generation of methoxide subsequently induces crotonization or a Cannizzaro reaction (eq 48).

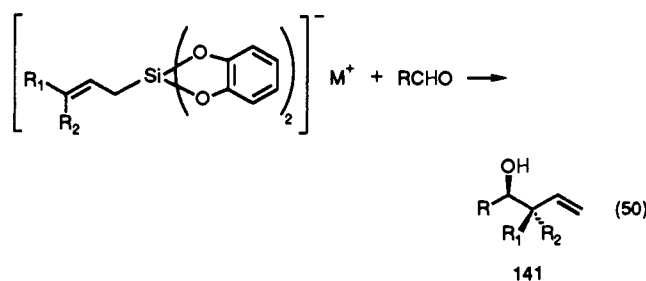
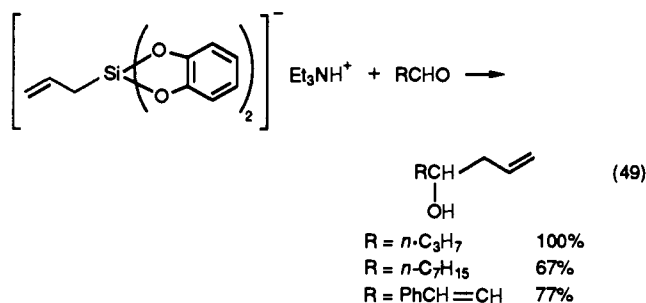
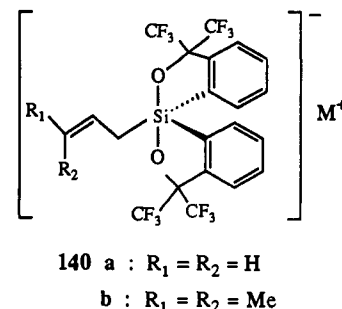
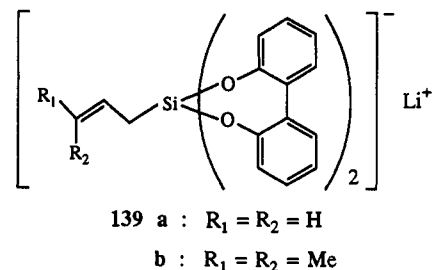


Conversely, the unstable lithium salts of bis(1,2-benzenediolato)allylsilicates 135a-138a, as well as the isolated PPN salts 135c-138c react slowly with aromatic aldehydes without any catalyst^{72,204} (Table 13). The



bis(2,2'-biphenolato)allylsilicates 139a and 139b are also reactive^{72,204} toward aromatic aldehydes, whereas complexes 140a and 140b bearing Martin's ligand do not react²⁰⁴ at all with benzaldehyde whether formed in situ as lithium salts (M = Li) or isolated as PPN salts (M = PPN).

The triethylammonium salts 135b-138b are slightly more reactive since they react with aromatic (Table 13) and aliphatic aldehydes (eq 49) without any catalyst.²⁰⁵ The reaction of allylic complexes 136-138 is regioselective, C-C bond formation occurring exclusively at the γ -carbon of the allylic silicates (eq 50). All these reactions are also stereospecific, giving anti and syn homoallyl alcohols from (*E*)- and (*Z*)-2-butenylsilicates, respectively (Table 13). The influence of the solvent on the allylation of benzaldehyde by 135b was



examined.²⁰⁵ It was shown that the neat reaction gives the best yields and that nonpolar and noncomplexing solvents also work well, whereas solvents with high dielectric constants do not give satisfactory results.

Aldehydes can also be allylated directly by reaction with allyltrimethoxysilane in the presence of stoichiometric quantities of catechol and triethylamine. However only a low yield of homoallyl alcohol is obtained with a catalytic amount of catechol or triethylamine, which indicates that the reaction proceeds

Table 13. Reaction of Allylsilicates 135-138 with PhCHO.

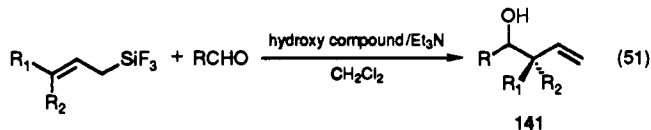
complexes	reaction conditions	alcohol 141 (R = Ph) yield (%)
135a	reflux, THF, 90 h	91 ^a
135c	reflux, THF, 90 h	90 ^a
135b	reflux, CH ₂ Cl ₂ , 10 h	86 ^b
136a	reflux, THF, 90 h	87 ^a
136c	reflux, THF, 90 h	80 ^a
136b	reflux, CHCl ₃ , 12 h	72 ^b
137a (<i>E/Z</i> = 88/12)	reflux, THF, 90 h	82 ^a (erythro/threo = 12/88)
137b (<i>E/Z</i> = 90/10)	reflux, CHCl ₃ , 12 h	88 ^b (erythro/threo = 10/90)
138a (<i>E/Z</i> = 21/79)	reflux, THF, 90 h	91 ^a (erythro/threo = 78/22)

^a Reference 72. ^b Reference 205.

via the bis(1,2-benzenediolato)allylsilicate generated in situ.²⁰⁵

2. Pentacoordinate Fluoroallylsilicates



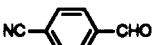
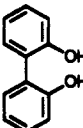

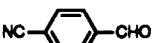
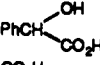
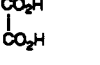

It was found that aldehydes could be allylated with 2-alkenyltrifluorosilanes in the presence of a wide variety of hydroxy compounds and triethylamine under mild conditions²⁰⁶ (eq 51, Table 14). Monohydroxy



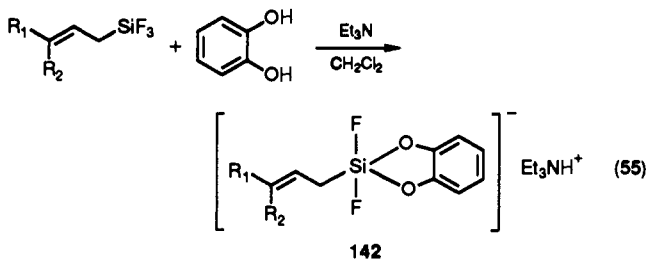
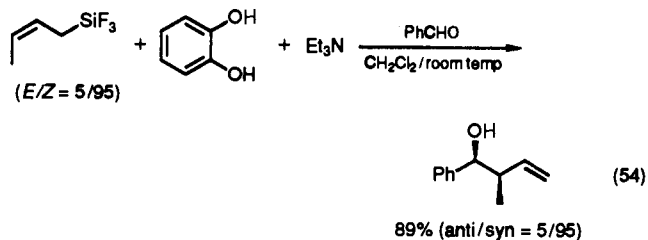
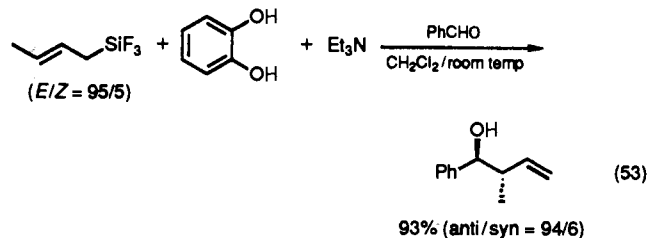
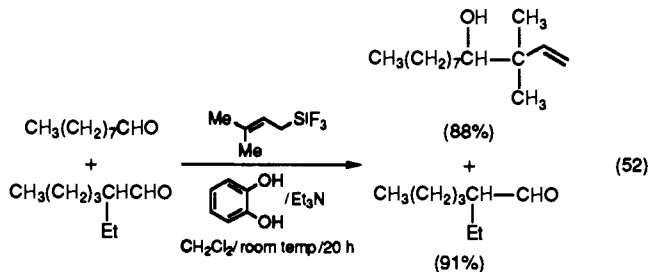
compounds such as methanol can also be used but they are less efficient than diols like catechol or 2,2'-dihydroxybiphenyl. This allylation can be carried out even in the presence of water.

The system allyltrifluorosilane/diol/triethylamine does not display the same reactivity as the bis(1,2-benzenediolato)allylsilicate, since it reacts selectively with linear aliphatic aldehydes in the presence of α -branched alkanals²⁰⁶ (eq 52). Moreover the stereochemistry observed²⁰⁴ is the same as that obtained from complexes 136–138:^{72,205} threo and erythro homoallyl alcohols result respectively from (*E*)- and (*Z*)-2-butenyltrifluorosilanes (eqs 53 and 54). This suggests the formation in situ of the dialkoxydifluoroallylsilicate 142 (eq 55).

Table 14. Allylation of Aldehydes by Prenyltrifluorosilane in the Presence of Hydroxy Compounds and Et₃N at Room Temperature^a

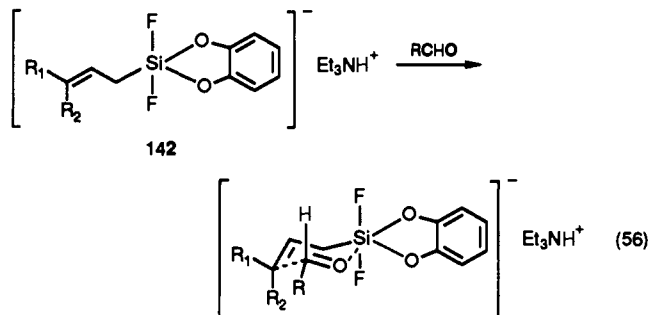
hydroxy compound	aldehyde	reaction time (h)	alcohol 141 yield (%)
	PhCHO	20	93
		20	82
		20	84
	PhCH ₂ CH ₂ CHO CH ₃ (CH ₂) ₇ CHO	20 20	86 87
	PhCHO	48	88
		46	84
		60	70
 	PhCHO	24	83
	PhCHO	24	90
	PhCHO	15	72
	PhCHO	30	45
MeOH ^b	PhCHO	48	83

^a Ratio of aldehyde/prenyltrifluorosilane/diol/Et₃N = 1/1.5/1.5/3. ^b Ratio of aldehyde/prenyltrifluorosilane/MeOH/Et₃N = 1/2/4/4.

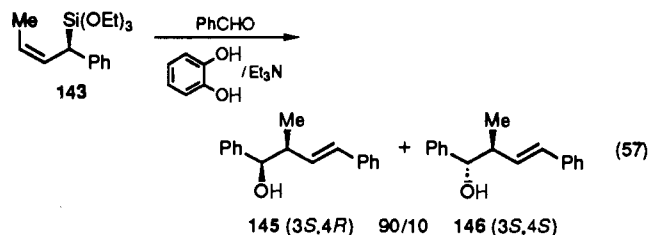
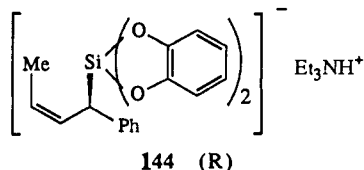


3. Mechanism

The high regio- and stereoselectivity observed with pentacoordinate allylsilicates was explained by a six-membered cyclic transition state having a chair conformation²⁰⁴ (eq 56). A stereochemical study of the

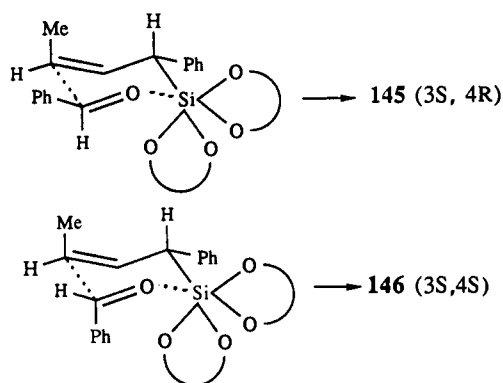


allylation of aldehydes with the optically active allylsilicate 143 supported this hypothesis.²⁰⁷ Complex 144 generated in situ reacted with benzaldehyde to give the isomeric allylic alcohols 145 and 146 in the ratio 90/10 (eq 57). The 3*S* configuration of 145 and 146 clearly demonstrates that the γ -carbon of the allylsilicate attacks the aldehyde on the same side as the silyl group. This stereochemical result is also consistent with a mechanism involving a six-membered cyclic transition



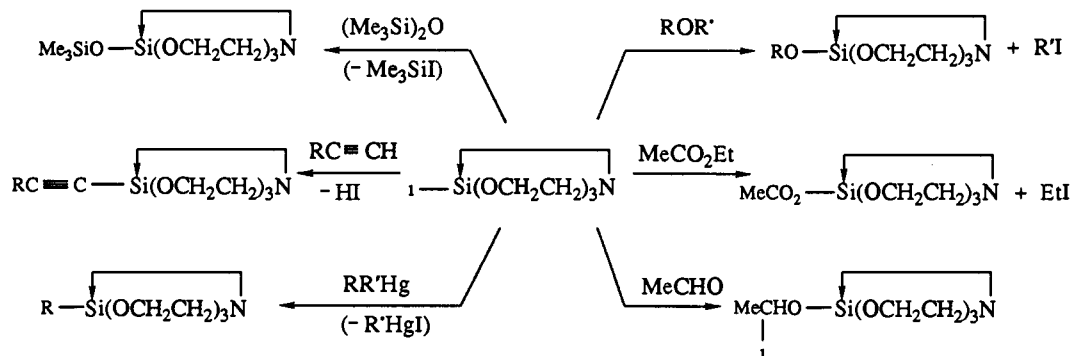
state (Scheme 27). This cyclic transition state leads to the formation of a hexacoordinate silicon center as has

Scheme 27



frequently been proposed to occur in the course of a number of reactions at silicon.^{3,11,208-210} Moreover the involvement of a hexacoordinate silicon intermediate (or transition state) in these reactions is corroborated by the difference in the reactivity of pentacoordinate allylsilicates as a function of the substituents. The triethylammonium salt of bis(1,2-benzenediolato)-allylsilicate reacts with both aromatic and aliphatic aldehydes.²⁰⁵ Difluoro(1,2-benzenediolato)allylsilicate (142) reacts with aromatic aldehydes and with linear aliphatic aldehydes but does not react with secondary and tertiary aldehydes.²⁰⁶ In contrast both linear and α -branched aldehydes are allylated smoothly with allylic tetrafluorosilicates derived from the allylic trifluorosilane/CsF system^{204,211} (section VIII.D.2). The reactivity of pentacoordinate allylsilicates clearly depends on the ligands around the silicon atom, increasing in line with the electronegativity of these ligands.

Scheme 28



D. Silatranes and Azasilatranes

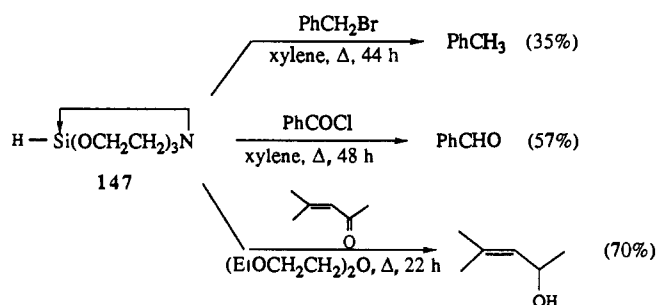
1. Silatranes

Whereas the physicochemical properties of silatranes and their derivatives have been studied in detail,^{81,212-214} their reactivity has not been so extensively explored because of their generally unreactive nature. Thus C. L. Frye reported early in 1971 the completely unexpected stability toward solvolysis of 1-chlorosilatranes, which can be successfully recrystallized from alcoholic solution.⁸⁰

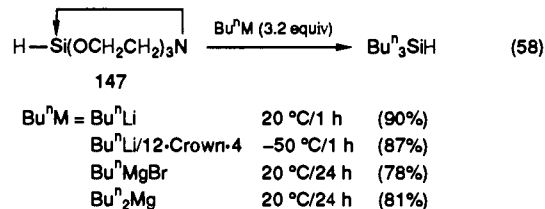
The reaction most studied is the cleavage of the apical bond opposite to the transannular Si-N bond, which was reviewed by Voronkov et al. in 1982.⁸¹ The electrophilic reactions of 1-iodosilatranes have been studied recently⁸² and are summarized in Scheme 28.

Silatranes 147 was shown²¹⁵ to reduce some carbonyl compounds, azoxybenzene, benzoyl chloride, and benzyl bromide (Scheme 29). However its reactivity toward

Scheme 29

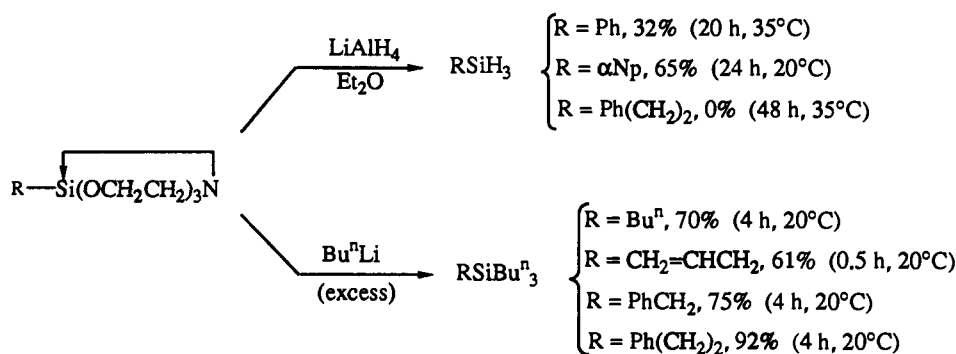


these compounds is low compared with that of the bis(1,2-benzenediolato)hydridosilicate 122.⁷⁸ Indeed long reaction times and high temperatures are necessary. The reactivity of silatranes toward nucleophilic reagents was investigated.¹⁵³ Silatranes 147 reacts with *n*-butyllithium to give tri-*n*-butylsilane (eq 58), even



with a deficiency of the organometallic reagent. The initial attack is thus the rate-determining step and

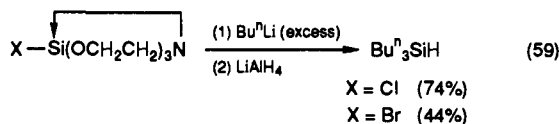
Scheme 30



involves the cleavage of a silicon–oxygen bond. In the presence of 12-crown-4 ether the reaction proceeds much more rapidly. This means that cleavage of the silicon–oxygen bond results from direct nucleophilic attack on silicon and that coordination of the silatrane nitrogen atom to the lithium cation is not implicated in this reaction. Silatrane reacts also with Grignard reagents but more slowly (eq 58).

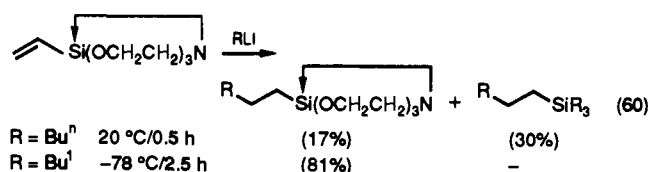
Arylsilatrane but not alkylsilatrane is reduced by lithium aluminium hydride to the corresponding arylsilane (Scheme 30), and Bu^nLi converts both aryl- and alkylsilatrane to the corresponding tetraorganosilane (Scheme 30).

Chloro- and bromosilatrane were found to react with Bu^nLi to give, after reduction with LiAlH_4 , tri-*n*-butylsilane as the major product, even when an excess of Bu^nLi was used (eq 59). It was confirmed that the

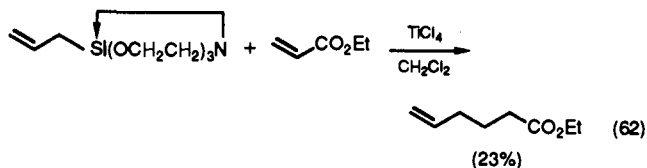
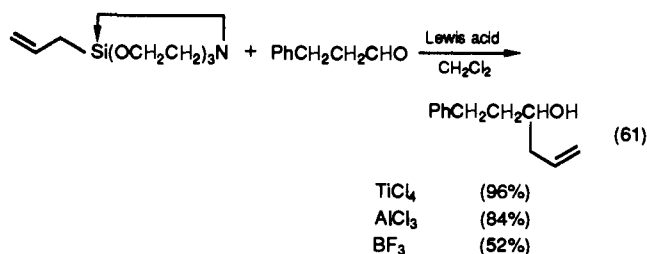


reaction of chlorosilatrane with Bu^nLi did not give any Bu_3SiCl before reduction. Moreover since only a poor yield of Bu_3SiH was obtained from an excess of Bu^nLi with chlorosilatrane after prolonged reaction, it can be concluded that the initial substitution involves cleavage of an Si–O bond instead of the Si–Cl bond as is usually observed with chloroalkoxysilanes. The low reactivity of chlorosilatrane is connected with its unusual geometry,⁸¹ since backside attack is excluded because of steric hindrance and flank attack is not favorable because of the low *s* character of the Si–Cl bond.²¹⁶

Vinylsilatrane displays the same reactivity toward organolithium reagents¹⁵³ as the corresponding tetra-coordinate silicon compounds,²¹⁷ as illustrated in equation 60. Allylsilatrane reacts with carbonyl compounds



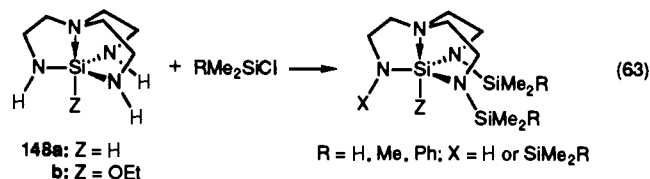
in the presence of a catalytic amount of a Lewis acid⁷⁴ (eqs 61 and 62) as do allylsilanes,²¹⁸ but does not react with carbonyl compounds by nucleophilic activation (KF or NaOMe) in contrast with the bis(1,2-benzene-diolato)allylsilicate 132⁷⁴ (eq 46).



2. Azasilatrane

1-Hydroazasilatrane (148a) reacts slowly with CCl_4 to give 1-chloroazasilatrane.⁸⁵ The reaction rate was found to be considerably increased by the addition of a catalytic amount of a bis(phosphine)platinum or -palladium dichloride.

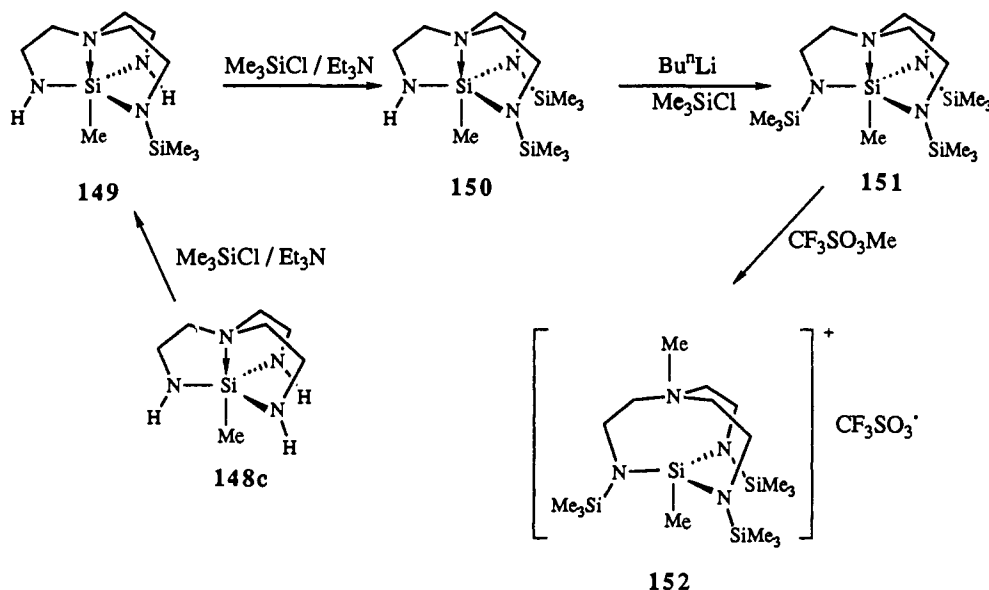
Silylation of the NH functional groups of azasilatrane is effected by chlorosilanes.⁸⁵ The degree of substitution depends on the nature of the azasilatrane and the chlorosilane. 1-Hydroazasilatrane 148a reacts with an excess of a chlorosilane of the type ClSiMe_2R ($\text{R} = \text{H}, \text{Me},$ or Ph) to give silylation of the equatorial NH functional groups (eq 63). With 1-ethoxyazasilatrane



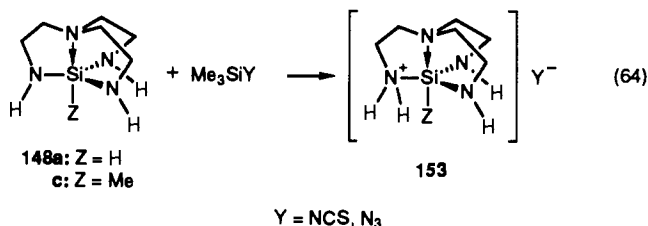
(148b) there is substitution of all three amino groups with ClSiMe_2H , disubstitution with ClSiMe_3 and ClSiMe_2Ph , and no substitution with $\text{ClSiMe}_2\text{Bu}^t$. In all cases there is retention of the atrane structure.

Trimethylsilylation of 1-methylazasilatrane (148c) proceeds stepwise to give 149 and 150. Further silylation occurs on reaction of Bu^nLi followed by Me_3SiCl (Scheme 31). This third substitution renders N_{ax} sufficiently basic to react with $\text{CF}_3\text{SO}_3\text{Me}$ and gives 152 in which the silicon atom is tetra-coordinated.²¹⁹ 1-Methyl- and 1-hydroazasilatrane react also with the weakly electrophilic Me_3SiN_3 or Me_3SiNCS to give

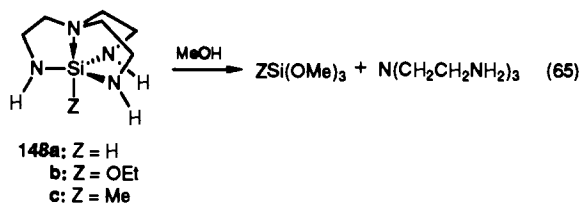
Scheme 31



(among other products) salts 153, containing equatorially protonated cations²²⁰ (eq 64).



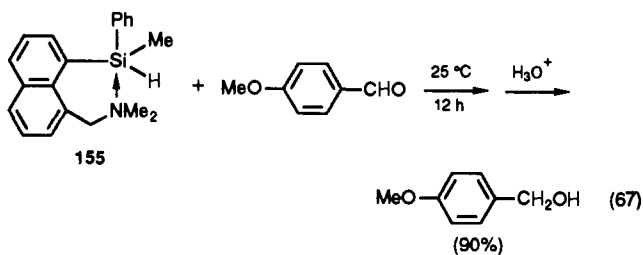
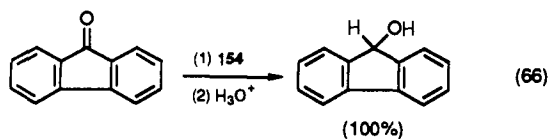
Azasilatranes 148a–c solvolyze in methanol at room temperature to give the corresponding trimethoxysilanes (eq 65); no intermediate was detected in these reactions.²²¹



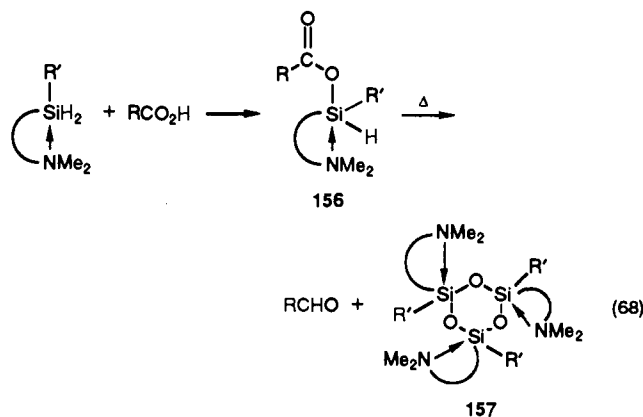
E. Neutral Pentacoordinate Silicon Derivatives

1. Pentacoordinate Silicon Hydrides

Pentacoordinate silicon hydrides 73a, 75, and 154 react, without added catalyst, with alcohols and carboxylic acids²²² to give alkoxy- or acyloxysilanes with evolution of dihydrogen (Scheme 32). The reaction occurs even with bulky alcohols such as 2-propanol and 1-menthol. Under the same conditions $\alpha\text{Np(Ph)SiH}_2$ does not react with $\text{CH}_3\text{CO}_2\text{H}$ or CH_3OH even in the presence of added amine. Hydrosilylation of carbonyl compounds by dihydrides 75 and 154 is also possible without any catalyst²²² (eq 66). *p*-Methoxybenzaldehyde is reduced by the pentacoordinate monohydrogenosilane 155 (eq 67), whereas hydrosilylation of carboxyl compounds does not occur with the tetracoordinate dihydrogenosilane $\alpha\text{NpPhSiH}_2$.



a. **Reduction of Acids to Aldehydes.** It was shown²²³ that simply heating the silyl carboxylates 156 obtained by reaction of a carboxylic acid with the pentacoordinate dihydrogenosilanes 73b, 75, or 154 (eq 68) afforded aldehydes in 50–95% yields (Table 15).



The residual silicon moiety was identified as the cyclosiloxane trimer 157. Carbon dioxide and formic acid also reacted with pentacoordinate hydrogenosilanes to give formaldehyde. These reactions will be detailed later on. The preparation of aldehydes in this way is selective since fluoro, nitro, cyano, methoxy, and heteroaryl groups do not react with the silane. Aliphatic acids can be successfully reduced in fair to good yields.

Scheme 32

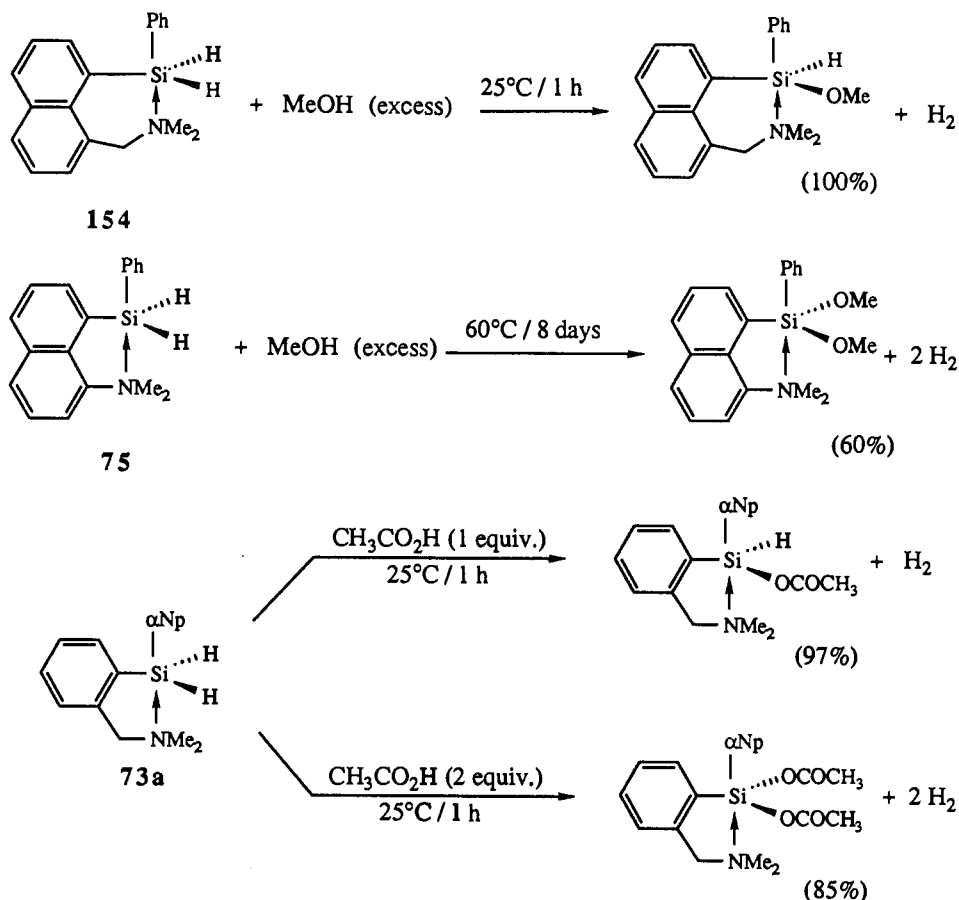


Table 15. Reduction of Carboxylic Acids to Aldehydes Using the Pentacoordinate Silicon Hydride 154

acids	aldehydes	yield (%)
CH ₃ CH ₂ CO ₂ H	CH ₃ CH ₂ CHO	85
(CH ₃) ₃ CCO ₂ H	(CH ₃) ₃ CCHO	50
PhCH=CHCO ₂ H	PhCH=CHCHO	71 ^a
<i>p</i> -NO ₂ C ₆ H ₄ CO ₂ H	<i>p</i> -NO ₂ C ₆ H ₄ CHO	60
		90
		76
		88
		72 ^b

^a Yield of 50% with 75 as reducing agent and yield of 65% with 73b. ^b 75 is used as reducing agent.

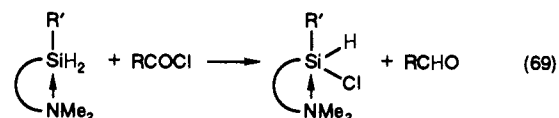
The reduction of α,β -unsaturated acids also provides the corresponding α,β -unsaturated aldehydes. It is worth noting that the six-membered cyclic pentacoordinate dihydride 154 is a more efficient reducing agent than the five-membered ring derivatives 75 and 73b. Under similar conditions the tetracoordinate silyl ester $\alpha\text{NpPhSi(H)OCOPh}$ gives less than 3% of benzaldehyde after 48 h at 200 °C. This sequence constitutes a direct transformation of carboxylic acids into aldehydes through the thermal decomposition of pentacoordinate silicon species.

b. Reduction of Acid Chlorides to Aldehydes. Aldehydes are also obtained by reaction of 73b, 75, and

Table 16. Reduction of Acid Chlorides to Aldehydes Using the Pentacoordinate Silicon Hydride 73b

acid chloride	aldehyde	yield (%)
		X = H, 90 X = NO ₂ , 90 X = MeO, 91
		87
		86
		meta, 89 para, 85
		X = O, 87 X = S, 86
		X = Br, 90 X = Cl, 82
EtOCO(CH ₂) ₈ COCl	EtOCO(CH ₂) ₈ CHO	80

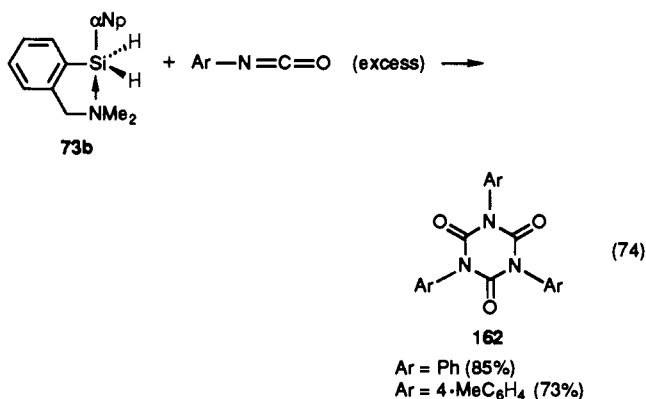
154 with acyl chlorides²²⁴ (eq 69 and Table 16). This



very clean Rosenmund-type reaction is also another unexpected reaction of pentacoordinate hydrogenosilanes. The reaction is selective, since halogeno, methoxy, and nitroaryl groups, as well as heteroaryl groups and C=C double bonds remain unchanged. This method is effective also for the conversion of dicarboxylic acid chlorides into dialdehydes. The best results

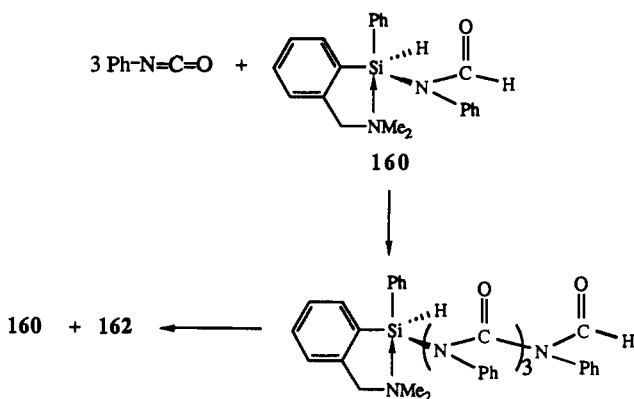
since esters, alkoxy or thioalkoxy substituents, heteroaryl groups, and C=C double bonds remain unchanged. It is also suitable for the conversion of dicarboxylic acid chlorides to the corresponding di-formamides and has been successfully extended to the preparation of other N-substituted formamides using sulfonyl chlorides as electrophiles (Table 17).

Attempts to promote insertion of PhN=C=O into the second Si—H bond of the dihydrosilane **73b** failed and instead the formation of the trimer **162** of phenyl isocyanate resulted.²²⁷ The trimer could be obtained from **73b** or from the addition product **160** but better yields were obtained by direct reaction of a large excess of PhN=C=O with **73b** (eq 74). The trimerization of



arylisocyanates can most obviously be explained by repeated insertion of ArN=C=O into the Si—N bond of the Si—N(R)(C=O) group. After three insertions, elimination of trimer with reformation of the intermediate silylamide **160** apparently occurs (Scheme 35).

Scheme 35



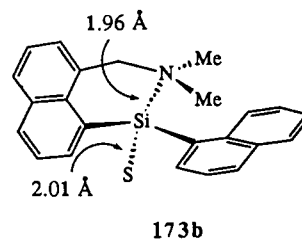
The enhanced reactivity of pentacoordinate silicon hydrides has been exploited for the hydrosilylation of aryl- and alkylcarbodiimides²²⁸ (Scheme 36). The silane **154** reacts with a stoichiometric amount of *p*-tolylcarbodiimide to give in almost quantitative yield the corresponding *N*¹-silylformamide **163** whereas the reaction of silane **154** with *N*¹,*N*²-dialkylformamides resulted in *N*¹,*N*²-dialkyl-*C*-acyl amidines **164** also in nearly quantitative yield. This difference in regioselectivity has not yet been explained. Formic acid cleaved the Si—N bond of **163** and **164** to give formamide **165**, whereas electrophilic cleavage of **163** and **164** by acid chlorides gave respectively *N*¹-acylformamides **166** and *C*-acyl amidines **167** (Scheme 36).

This mild approach to *N*-acylformamides and *C*-acyl amidines by hydrosilylation of carbodiimides with pentacoordinate silicon hydrides is of synthetic interest, since there is no other method available for obtaining *C*-acyl amidines. *N*-Acylformamides can be obtained²²⁹ under much more drastic conditions (high temperatures 140–200 °C) by reaction of alkylcarbodiimides with silicon hydrides, catalyzed by PdCl₂ or (PPh₃)₃RhCl, giving *N*¹-silylformamides, followed by the cleavage of the Si—N bond with acid chlorides. The regioselectivity of the hydrosilylation of alkylcarbodiimides with pentacoordinate silicon hydrides is different from that observed by Ojima and Inaba.²²⁹ At present, no reason for this difference can be given.

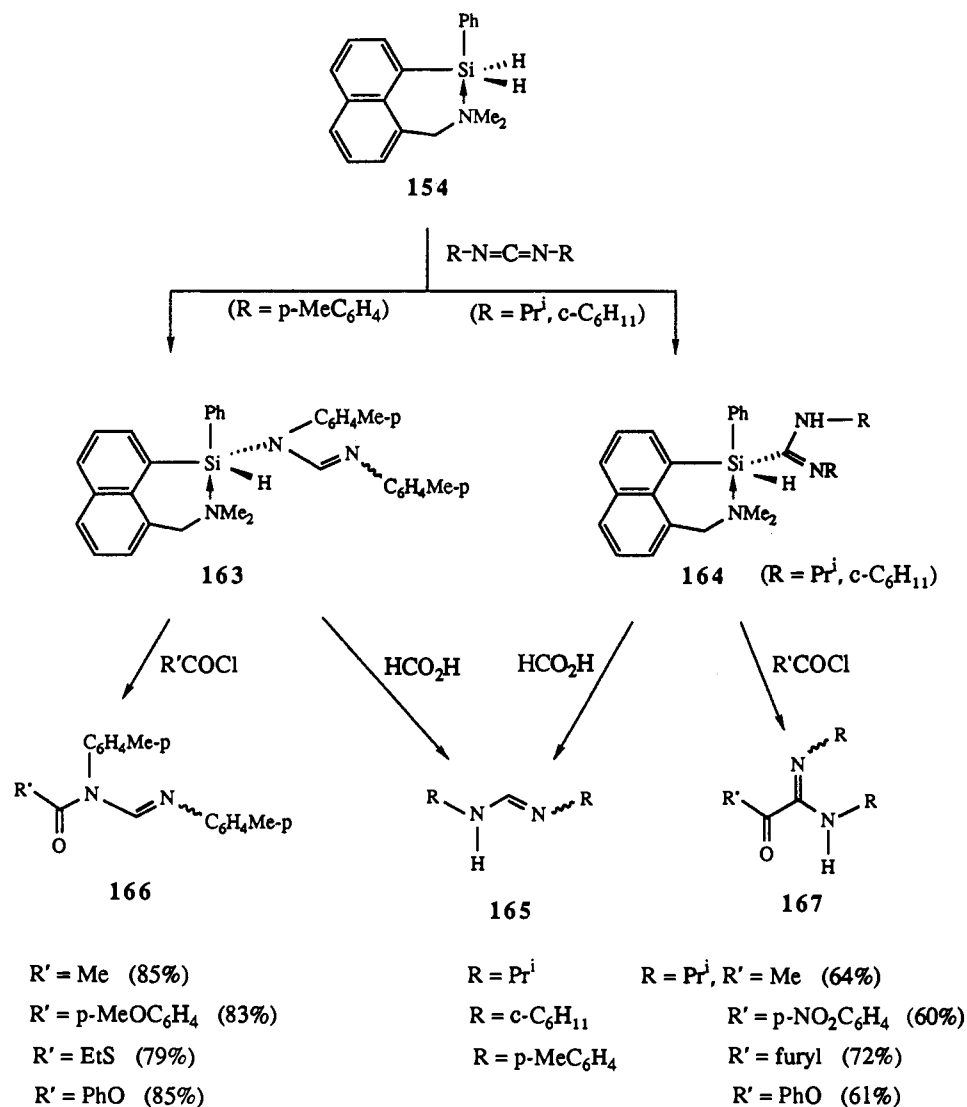
d. Preparation of Donor-Stabilized Low-Coordinate Silicon Compounds. Carbon dioxide reacts quantitatively even at low temperatures with the highly reactive hydride **154** to give the silyl formate **168**²³⁰ which may also be obtained by reaction of **154** with formic acid (Scheme 37). **168** decomposes on heating with evolution of formaldehyde and formation of a residue, identified as the trimer **170** of the silanone **169** (Scheme 37). Further evidence for the formation of the transient silanone was obtained by performing the thermolysis in the presence of an excess of (Me₂SiO)₃, an efficient trapping agent for low coordinate silicon species.²³¹ The major product was then the eight-membered ring compound **171** resulting from the insertion of the silanone **169** into hexamethylcyclotrisiloxane (Scheme 37). This reaction provides a mild method of converting CO₂ into formaldehyde through the pentacoordinate silyl ester of formic acid.

CS₂ also reacts with **154** in an analogous manner to give the silyl ester **172** of dithioformic acid.²³² This bifunctional pentacoordinate hydrosilyl ester decomposes very easily at room temperature, giving the first isolable silanethione **173a** (Scheme 38). The silanethione oxidizes very easily to give the same trimeric siloxane **170** as that obtained from the silanone **169** (Scheme 37). Furthermore, when the oxidation of **173a** is performed in the presence of (Me₂SiO)₃, the cyclotetrasiloxane **171** is also obtained. In contrast, when the formation of the silanethione is performed in the presence of (Me₂SiO)₃, the insertion product of **173a** into (Me₂SiO)₃ is not formed. These results suggest that the oxidation product of the silanethione **173a** is the silanone **169** (Scheme 38). Addition of sulfur to **154** readily provides **173a**. The addition of Se affords similarly the monomeric silaneselone **174**; the transient formation of one other silaneselone (Et₂Si=Se) had been previously reported.²³³ Compound **174** is also extremely sensitive to air.

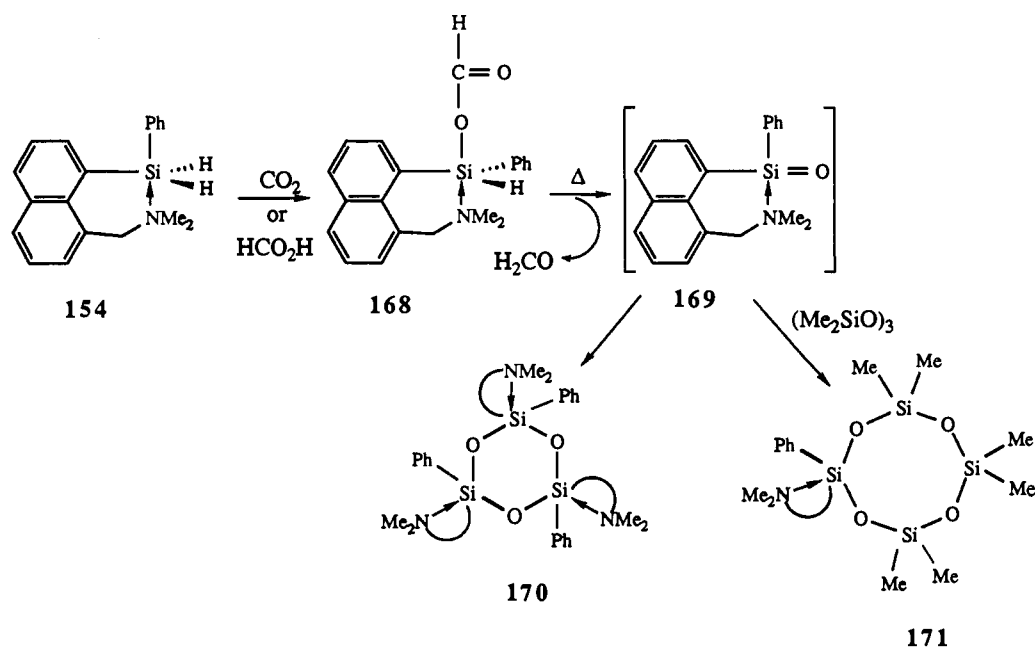
The reactivity of the silanethione **173a** was found to be unexpectedly low toward electrophiles as well as nucleophiles. This could be explained in part by the participation of the resonance betaine structure in the electronic distribution of **173a** (Scheme 38). As de-



Scheme 36



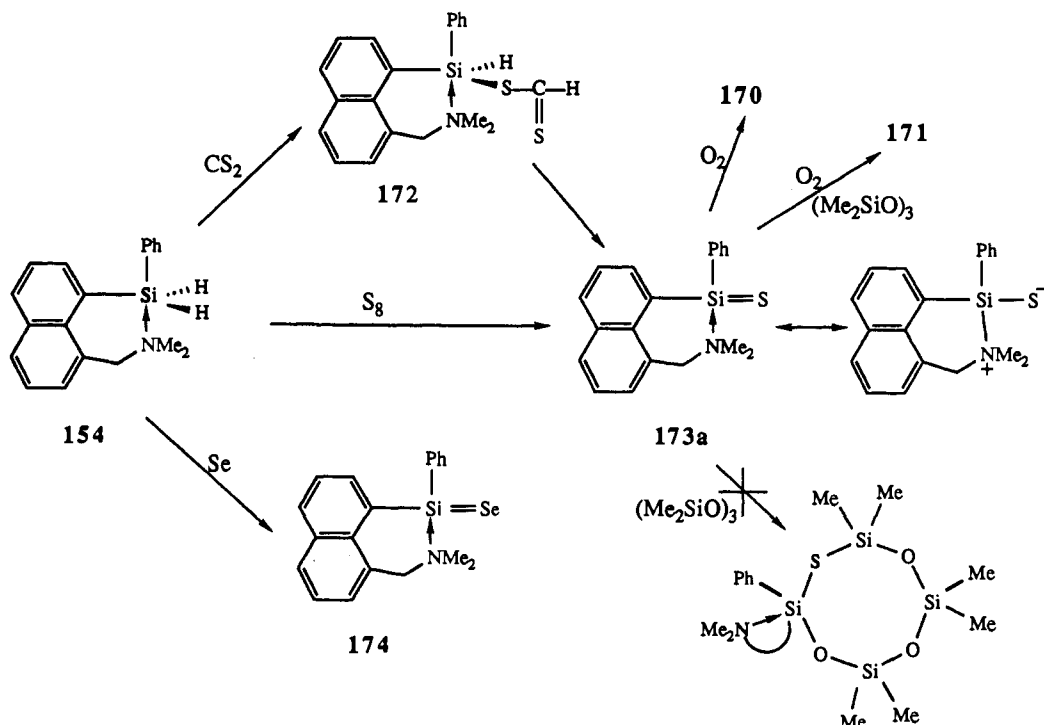
Scheme 37



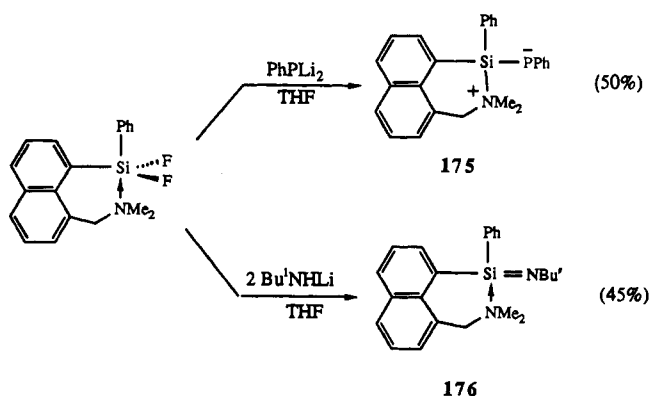
definitive proof of the formation of the silanethione 173a, the more bulky silanethione 173b was synthesized and

its structure established by X-ray analysis.²³² The Si-S bond (2.013 Å) is shorter than a Si-S single bond (2.16

Scheme 38



Scheme 39

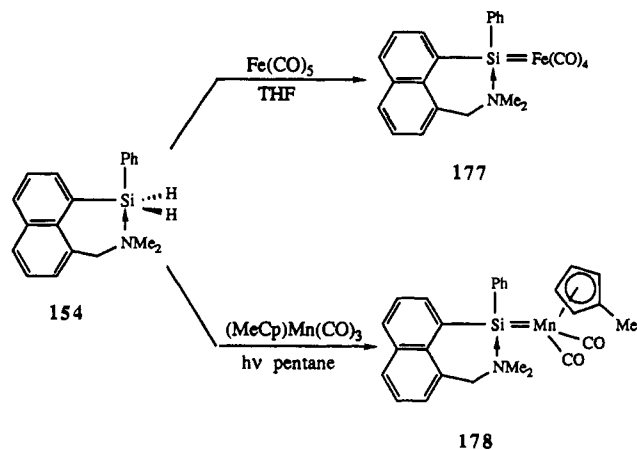


Å). The Si-N distance (1.96 Å) is slightly longer than an Si-N σ -bond (1.79 Å) supporting a very strong association of the arylamino substituent with silicon. The silicon center displays a distorted tetrahedral environment.

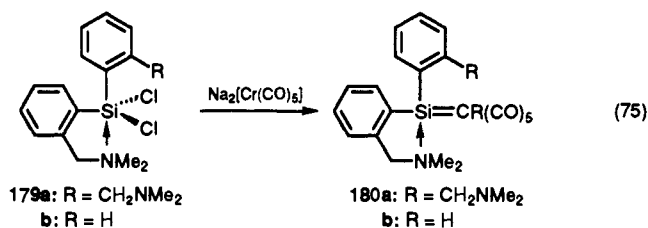
It was found²³⁴ that the same arylamino group stabilizes the silaphosphene 175 and the silanimine 176 by intramolecular coordination (Scheme 39). The structures of 175 and 176 were established by NMR spectroscopy. These compounds are inert toward nucleophiles and electrophiles but are highly sensitive to oxygen and moisture.

Other donor-stabilized (silylene) complexes have been prepared from pentacoordinate silicon compounds. The silanediyl transition-metal complexes 177 and 178 were readily formed²³⁴ by the dehydrogenative coupling reaction of pentacoordinate silane 154 with the appropriate metal carbonyls (Scheme 40). A preliminary study of the reactivity of complex 177 has shown it to be unreactive toward alcohols and unsaturated hydrocarbons but highly oxidizable and hydrolyzable. Coupling of the pentacoordinate dichlorosilanes 179a and 179b with $\text{Na}_2[\text{Cr}(\text{CO})_5]$ resulted exclusively in the

Scheme 40

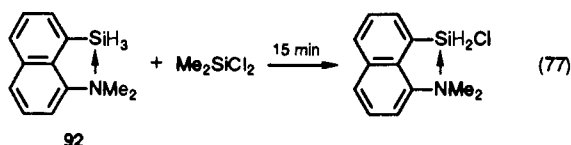
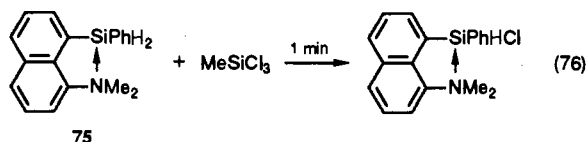


formation of the complexes 180a and 180b¹⁵⁰ (eq 75).

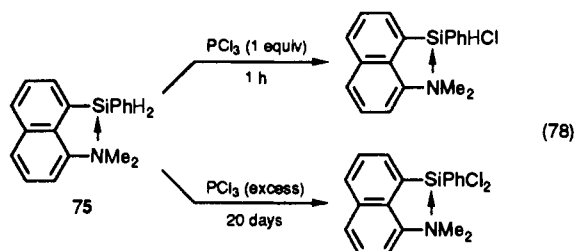


On the basis of spectroscopic data the silanediyl structure could be unequivocally assigned to 180a and 180b. These conclusions were confirmed and supplemented by single-crystal X-ray structure analysis of 180a, which showed the Cr-Si bond length (2.41 Å) to be noticeably short.^{235,236} One Si-N distance is 3.31 Å, which may be regarded as a van der Waals contact. The other one (2.04 Å) is shorter than the Si-N distance of the coordinate dimethylamino substituent in the dichlorosilane 179a. This underlines the high electrophilicity of the silicon atom in 180a.

e. Hydrogen-Halogen Exchange Reactions. Hydrogen-halogen exchange with pentacoordinate hydrogenosilanes has been found to be very easy and very selective, using chlorosilanes or halogenophosphorus compounds²³⁷ as sources of chlorine. Monochlorination only of **75** and of **92** was effected quantitatively with MeSiCl_3 or Me_2SiCl_2 , even in the presence of an excess of chlorosilane (eqs **76** and **77**). The monochlorination

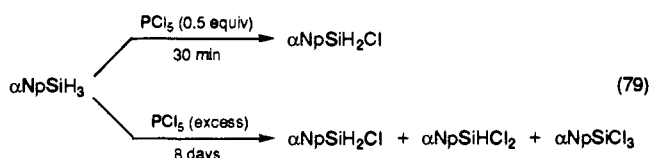


of **75** is also possible with 1 molar equiv of PCl_3 , whereas an excess of PCl_3 leads to formation of dichlorinated product after a long reaction time (eq **78**). It is



important to note that, under the same conditions, hydrogen-halogen exchange is not observed with PhSiH_3 , nor with αNpSiH_3 .

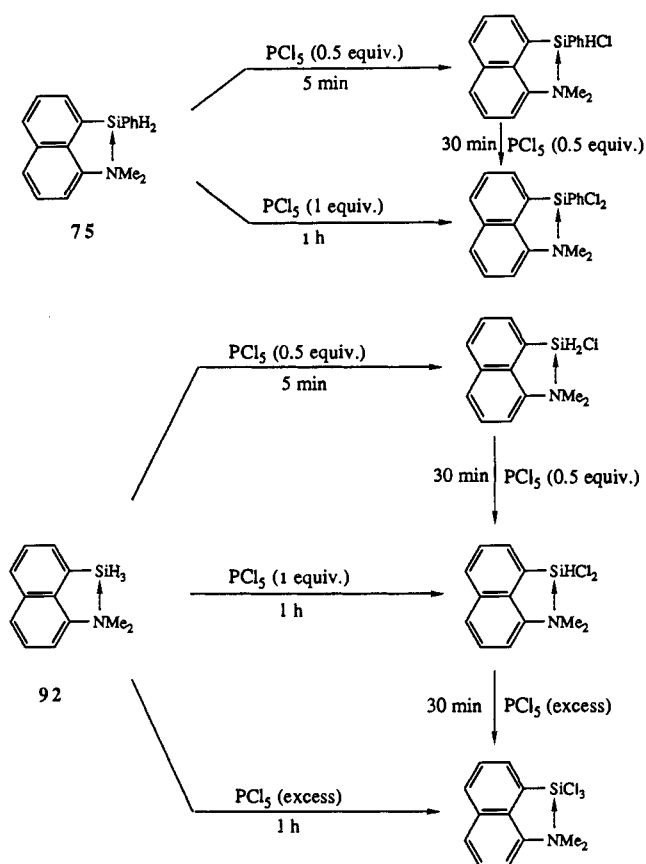
PCl_5 is a more efficient reagent for hydrogen-halogen exchange in pentacoordinate hydrosilanes.²³⁷ The reaction is selective and according to the quantity of reagent, the mono-, di-, or trisubstituted product (Scheme 41) can be obtained quantitatively. The halogenation of αNpSiH_3 with PCl_5 is possible, but the reaction is not selective, and the exchange is slower than for a pentacoordinate hydrogenosilane (eq **79**).



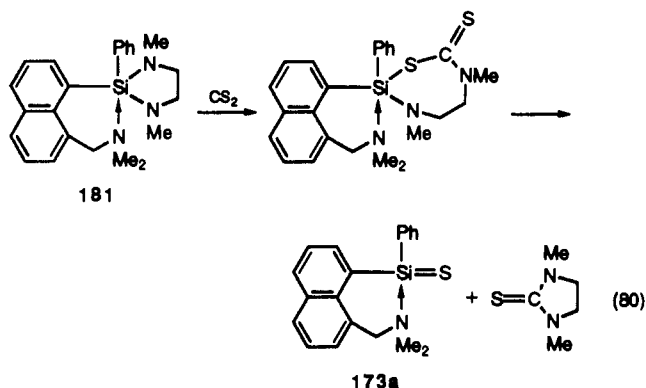
2. Pentacoordinate Diaminosilanes

Facile aminosilylation of heterocumulenes was observed by Lappert and co-workers^{238,239} some years ago; reaction of heterocumulenes with pentacoordinate diaminosilanes was studied to determine whether subsequent formation of low-coordinate silicon species from these adducts was possible.²⁴⁰ The insertion of 1 mol only of CS_2 into the Si-N bond was observed with pentacoordinate cyclic diaminosilanes **181** (eq **80**), regardless of the quantity of the reagent. The insertion compound decomposed easily to give the corresponding silanethione **173a** together with the substituted

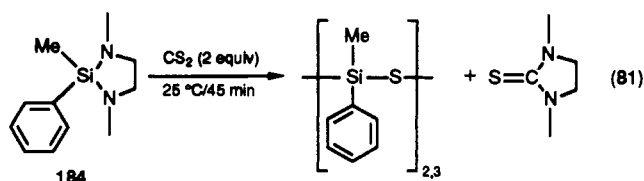
Scheme 41



thiourea (eq **80**). The reaction of CS_2 with the pentacoordinate acyclic diaminosilane **183** is more specific,

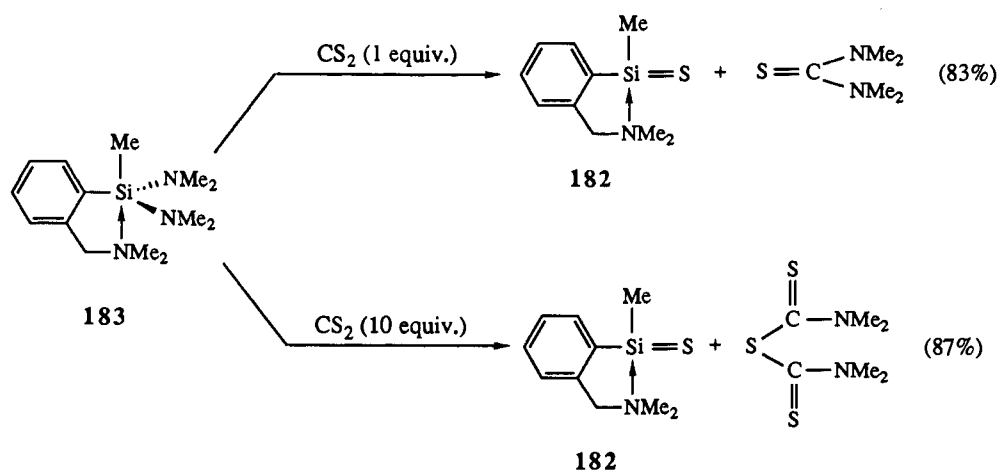


but in any case the thermal decomposition of the insertion product gave the silanethione **182** (Scheme 42). The tetracoordinate diaminosilane **184** reacts similarly under mild conditions with 2 molar equiv of CS_2 in the absence of added catalyst to give dimeric and trimeric methylphenylsilathianes (eq **81**).

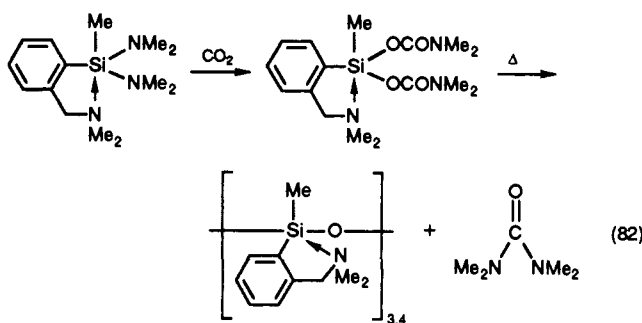


Insertion of CO_2 into the Si-N bonds of pentacoordinate diaminosilanes occurs under very mild condi-

Scheme 42



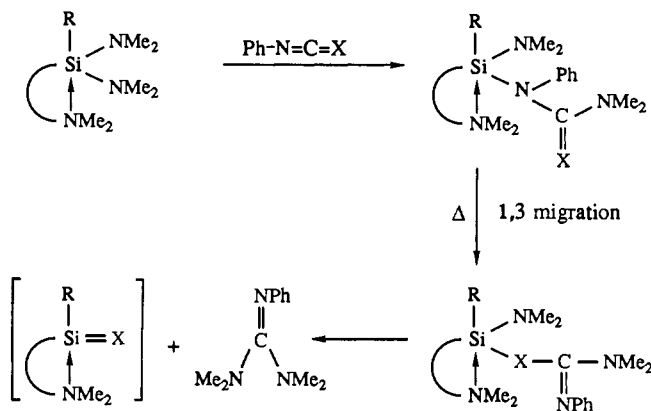
tions. The adducts decompose only when the mixtures are warmed (eq 82). In contrast, decomposition of the



adducts obtained from tetracoordinate diaminosilanes occurs even at room temperature with slow formation of a complicated mixture of siloxanes.

PhNCO and PhNCS react also with pentacoordinate diaminosilanes to give the mono- or diinsertion product according to the ratio of the reactants. Spectroscopic data indicate clearly the initial regioselective formation of ureido(thio)silanes (N-silylation). Rearrangement (1,3-migration) possibly occurs before the thermal decomposition step which leads to the transient silanone from PhNCO and to the silanethione from PhNCS (Scheme 43). 1,3-Migration in amidosilanes is a well-

Scheme 43



known process.²⁴¹ Such a rearrangement has previously been suggested to take place during the decomposition of a pentacoordinate thioamidosilane.²²⁵ The products of insertion of PhNCO and PhNCS into tetracoordinate

diaminosilanes are stable in refluxing CCl_4 for 12 h. Heating at 120–130 °C results in their thermal decomposition.²⁴⁰

F. Aptitude of Pentacoordinate Silicon Compounds To Become Hexacoordinate: Structure–Reactivity Relationships

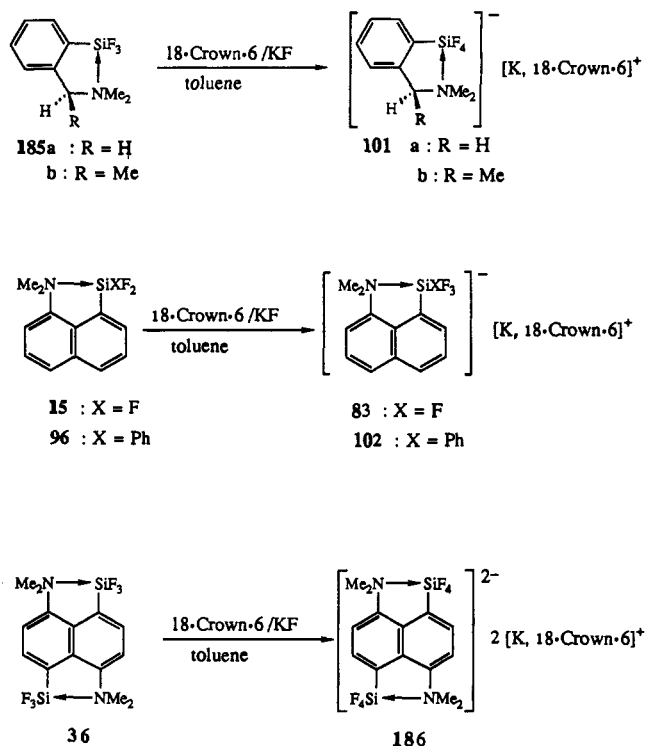
Pentacoordinate anionic and neutral silicon species have been shown (in this section) to be able to undergo facile nucleophilic substitution at silicon by strong nucleophiles. Hexacoordinate silicon species have frequently been proposed as intermediates or transition states in these reactions.^{3,11,180,208–210} In order to obtain information on the involvement of such species in the reactivity of pentacoordinate silicon compounds, a range of pentacoordinate models have been prepared in which hexacoordination may be achieved by intramolecular coordination. Following the proposal developed by Dunitz and Britton,²⁴² these models should provide an indication of the possible pathway for nucleophilic attack at the silicon atom and give a picture of the geometry of the intermediate formed during these reactions.

Hexacoordinate fluorosilicates **83**, **101a**, **101b**, **102**, and **186**, have been synthesized from the corresponding pentacoordinate fluorosilanes by reaction with 1 equiv of 18-crown-6/ KF in high yields.¹⁶⁶ Interestingly **15** reacts with KF , even in the absence of crown ether, to give a stable salt with spectroscopic characteristics identical to those of the crown salt **83** (Scheme 44).

It was also observed that whereas F^- coordination takes place with pentacoordinate di- and trifluorosilanes to give the corresponding hexacoordinate tri- and tetrafluorosilicates, the pentacoordinate monofluorosilicates do not react.

The hexacoordination of compounds **83**, **101**, **102**, and **186** in solution was demonstrated unambiguously by ^{29}Si and ^{19}F NMR data.¹⁶⁶ The X-ray crystal structure of **83** was determined. The complex was found to exhibit slightly distorted octahedral geometry in which the four Si-F bonds are approximately equivalent (1.65–1.68 Å), the shortest being the Si-F bond opposite to the Si-N coordinate bond. Si-F bond lengths lie in the same range as those for $[\text{SiF}_6]^{2-}$ complexes.^{8,159} The Si-N distance in **83** (2.21 Å) is short compared with the previously reported values (2.59–2.81 Å) for the neutral hexacoordinate difluorosilane **53**.¹⁰⁷ It is shorter than

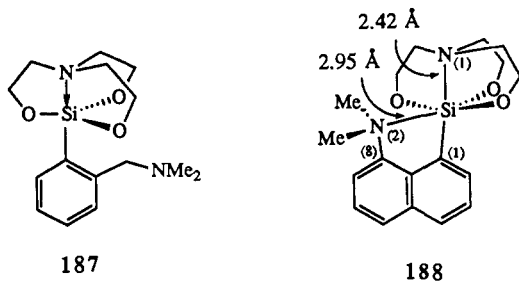
Scheme 44



that in the neutral pentacoordinate starting material **15** (Scheme 44) (2.31 Å).¹⁴⁷

The molecular structure¹⁶⁵ of the bis(1,2-benzenediolato)silicate **81** shows that the anion adopts an octahedral geometry very similar to that of complex **83**. **81** more closely resembles a hexacoordinate species than a pentacoordinate species since the lengths of the six Si–O bonds in the anionic hexacoordinate silicon complex **62d**¹⁶² are very close to those of **81** (between 1.765 and 1.813 Å, average value 1.784 Å). The short Si–N distance (2.15 Å) illustrates the electrophilic character of the silicon atom, which is in agreement with the high reactivity of bis(1,2-benzenediolato)silicates **113a**–**115a**^{71a} toward nucleophiles.

These results show the highly electrophilic character of the pentacoordinate silicon atom when surrounded by electron-withdrawing fluoro or catecholato substituents. To obtain additional information about the ability of pentacoordinate silicon species to become hexacoordinated, the structures of other pentacoordinate silicon derivatives have been examined. The molecular structures of silatranes **187** and **188** which might also become hexacoordinated by intramolecular coordination have been determined.²⁴³ The single-

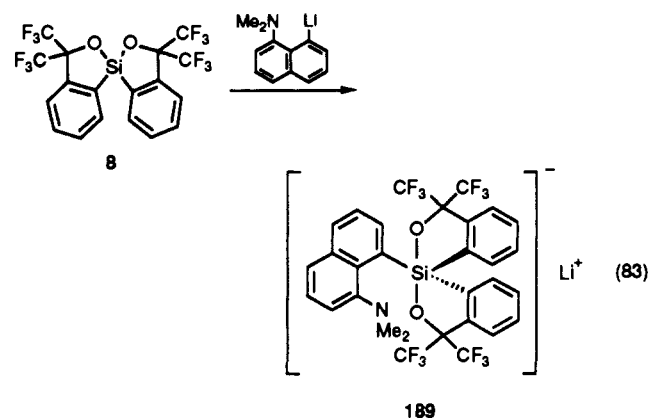


crystal X-ray diffraction analysis of **187** has shown that the NMe₂ group is not coordinated to the silicon atom,

in contrast to the situation for the anionic pentacoordinate silicate **81**. The structure of **187** displays the same geometry (trigonal bipyramidal) about the silicon atom as that usually observed with silatranes.⁸¹

The case of the silatrane **188** is more arguable. In solution, the ¹H NMR spectrum exhibits a sharp singlet at room temperature for the NMe₂ group. The ²⁹Si chemical shift of **188** in solution appears at δ = –70.56 ppm downfield from that of (1-naphthyl)silatranes (δ = –80.49 ppm). These results indicate that the silicon atom remains pentacoordinated in solution. Nevertheless, the X-ray structure of **188** reveals that the geometry about the silicon atom is hexacoordinated with a highly distorted octahedral geometry. The length of the Si–N(2) bond (2.95 Å) indicates a weak interaction between the silicon and nitrogen atoms, imposed by the rigid geometry of the 8-(dimethylamino)-1-naphthyl group. The Si–N(1) bond distance (2.42 Å) is about 10% longer than the Si–N bond in phenylsilatrane (2.19 Å). Moreover the naphthyl group is no longer planar. A measure of this out-of-plane deformation is given by the dihedral angle N(2)–C(8)–C(1)–Si the value of which is as large as 27°. In conclusion the overall result illustrates the difficulty for silatranes to become hexacoordinated. The rigidity of the silatrane cage is certainly not favorable for hexacoordination because of the narrowing of the O–Si–O bond angles required for conversion into a near-octahedral structure. Moreover the electrophilic character of the silicon atom which is a function of the nature of the surrounding ligands is inherently rather weak.

The case of compounds of Martin's ligand has also been studied.¹⁰⁶ The compound **189** has been prepared by reaction of the corresponding lithio derivative with the spirosilane **8** (eq 83). The X-ray structure analysis

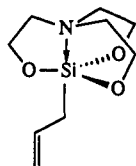


of **189** has not yet been completed. However in solution the ²⁹Si NMR chemical shift of **189** (δ = –74.3 ppm) corresponds to a pentacoordinate silicon atom. The absence of observable diastereotopy in the ¹H NMR spectrum of the NMe₂ group indicates the lack of coordination of this group to the silicon atom, as in the case of compound **188**. It is significant that, whereas silane **8** coordinates a further ligand easily to give pentacoordinate complexes^{45,46,48} or a 1:1 adduct,⁴⁷ no case is known where **8** forms a hexacoordinate compound by addition of two nucleophiles.⁴⁷

A parallel exists between the aptitude of pentacoordinate silicon species to become hexacoordinated and the reactivity of these species. For instance, there is a dramatic difference in reactivity between the pen-

tacoordinate hydridosilanes 122, 147 (Scheme 29), and 129 (eq 44) toward carbonyl compounds. Bis(1,2-benzendiolato)hydridosilicate (122)⁷³ reduces aldehydes and ketones easily without any catalyst (eqs 38 and 39). Hydridosilatane 147 reduces carbonyl compounds²¹⁵ but reaction conditions are more severe; heating and long reaction times are necessary (Scheme 29). Pure lithium hydridosilicate 129, as well as the corresponding tetrabutylammonium salt 131 (eq 45), have been found to reduce aldehydes only very slowly.⁴⁶ The reactivity of 122 toward carbonyl compounds can be explained by the formation of a hexacoordinate intermediate by coordination of the oxygen of the carbonyl to the silicon, facilitating the transfer of the hydride anion to the carbonyl group. This hypothesis is supported by the hexacoordination of compound 81. In contrast, the formation of a hexacoordinate intermediate by coordination of the oxygen of the carbonyl group to the silicon atom in 147 and 129 is much less likely, as the structural study of silatranes 187 and 188 and the NMR study of 189 have shown.

The difference in reactivity between allylsilicates 135b, 190, and 140a can be explained similarly. Com-



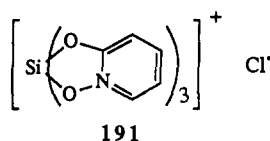
190

plex 135b reacts easily with aldehydes without a catalyst.²⁰⁵ The stereoselectivity of this reaction is nicely rationalized by the formation of a six-membered cyclic transition state²⁰⁴ (Scheme 27) in which the silicon atom is hexacoordinated. This interpretation agrees with the ease with which compounds of this series become hexacoordinated (cf. structure of 81). In contrast compounds 190⁷⁴ and 140a²⁰⁴ do not react with carbonyl compounds under the same conditions. This inertness again can be explained by the difficulty for the silicon atom to become hexacoordinated in these structures.

VII. Reactivity of Hexacoordinate Silicon Compounds

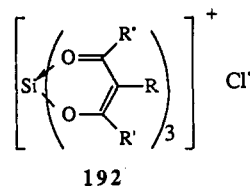
A. Cationic Complexes

The chemical reactivity of hexacoordinate cationic complexes depends on the nature of the ligands and varies widely from one complex to another. Thus compound 191 is so stable to hydrolysis that it can be recovered unchanged from evaporation of an aqueous solution.²⁴⁴ However the chelate 60b from (*N,N'*-dimethylamino)troponimine is susceptible to acid-catalyzed hydrolysis,¹¹³ whereas the hydrolysis of the tris(tropolonate) 60a is catalyzed by hydroxide ion.²⁴⁵



191

Complexes of 1,3-diketones have been investigated several times. 192 (R = H, R' = Me or Ph) hydrolyzes slowly in weak aqueous acid and rapidly in alkaline medium.^{246,247} Substituents at position 3 of 2,4-pentanedionates 192 (R' = Me, R = benzyl, allyl, Me, Et, Prⁱ, OAc, or Cl) also increase the rate of hydrolysis.²⁴⁸



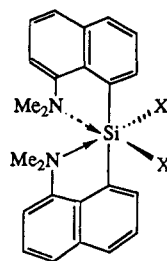
192

Studies of the racemization of some of these chiral chelates have also been carried out. The rates of racemization are the same as those of hydrolysis.^{246,249}

The tris(2,2'-bipyridine) complex 45 (Scheme 7) is stable in aqueous solution, as are the bis(2,2'-bipyridine) complexes 43a and 43b,^{98,99,101} (Scheme 7). Complexes 39a,⁹⁵ and their 1,10-phenanthroline analogs 39b,²⁵⁰ (Scheme 6) are decomposed quickly by methanol when X, Y = H, alkyl, or aryl, but much more slowly when X, Y = Cl or OMe. Complexes where X = Y = Cl or X = Me, Y = Cl undergo substitution of Cl by OMe in methanol solution.²⁵⁰

B. Neutral Complexes

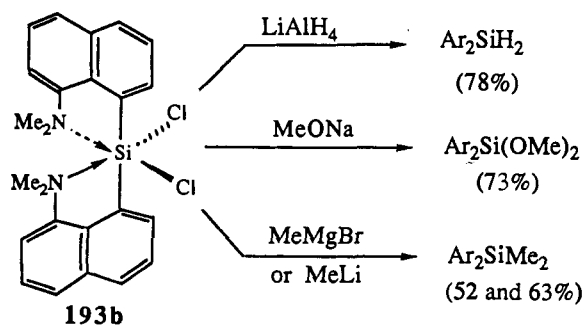
The reactivities of compounds 193a and 193b were surprisingly very different: difluorosilane 193a²⁵¹ is apparently totally inert to attack even by powerful nucleophilic reagents (LiAlH₄, RMgBr, RLi, ROH, RONA). In contrast the dichloro compound 193b is



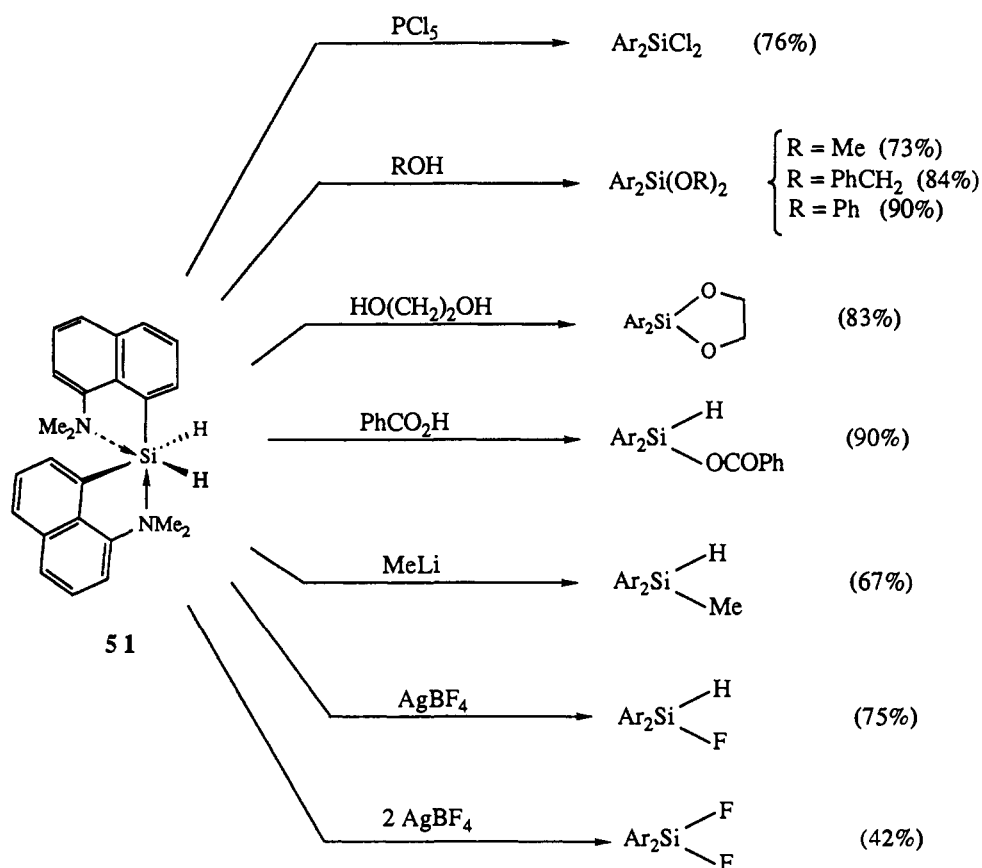
193 a : X = F
b : X = Cl

readily substituted by nucleophiles²⁵¹ (Scheme 45). The structures of the two halides 193a and 193b are however basically similar: both are hexacoordinated with a NMe₂ group opposite to each halogen. A possible explanation for the high reactivity of the dichlorosilane 193b could

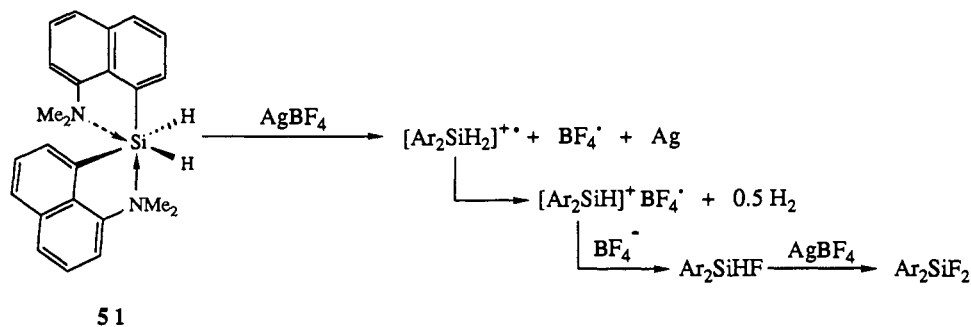
Scheme 45



Scheme 46



Scheme 47



be the ease of dissociation of the Si-Cl bond compared to that of the Si-F bond. Bassindale and Borbaruah have recently pointed out that the Si-Cl bond exhibits an enhanced ability to favor intermolecular coordination in comparison with the Si-F bond.²⁵² The lack of reactivity of difluorosilane 193a toward nucleophilic reagents is in marked contrast to the high reactivity of pentacoordinate fluorosilicates,^{33,182} which have been shown to be more reactive than the corresponding tetracoordinate ones toward nucleophilic reagents. This lack of reactivity could be associated with the small elongation of the Si-F bonds, as shown for the analogous difluorosilane 53.¹⁰⁷

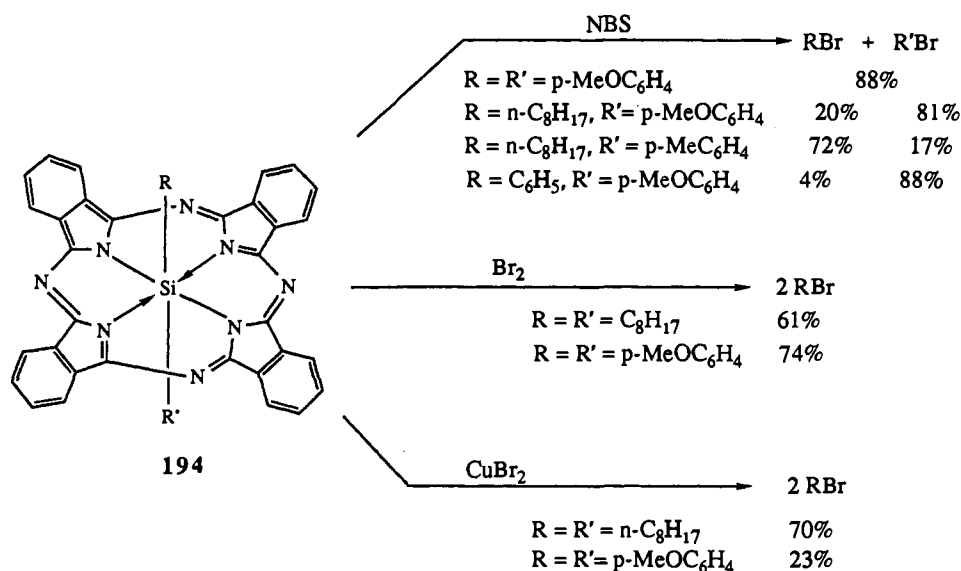
The reactivity of the dihydrogenosilane 51 is also unexpected.²⁵¹ Treatment with hydroxyl-containing compounds leads to alkoxy silanes (Scheme 46), whereas alkoxides (MeONa and PhONa) do not react. 51 may however be chlorinated by means of an exchange reaction with PCl_5 (Scheme 46) in a similar reaction to that observed with neutral pentacoordinate dihydro-

silanes.²³⁷ These reactions probably proceed by electrophilic attack on hydrogen, since 51 does not react with nucleophiles such as Grignard reagents. In the case of lithium compounds, monosubstitution by MeLi was observed after long reaction times. Furthermore, although pentacoordinate dihydrogenosilanes react with acid chlorides,²²⁴ sulfur,²³² and CS_2 ,²³² compound 51 is inert toward these reagents.

51 is also susceptible to oxidation. Reaction with AgBF_4 leads to stepwise replacement of hydrogen by fluorine, with precipitation of silver and evolution of dihydrogen.²⁵¹ This reaction can be explained by the formation of a transient pentacoordinate siliconium ion via initial one electron transfer (Scheme 47). It is worth noting that there is no evolution of dihydrogen when Ph_3SiH and Ph_2SiH_2 are treated with AgBF_4 under the same conditions.

The chemistry of diorgano(phthalocyaninato)silicon compounds 194 has also been investigated.²⁵³ Alkyl- and aryl-silicon bonds in 194 are cleaved by NBS,

Scheme 48



halogens, and copper(II) halides. In the case of cleavage by NBS (Scheme 48) the electronic effects observed may be summarized as follows: (1) The reactivity of the R-Si bond toward NBS decreases in the order 4-MeOC₆H₄ > n-C₈H₁₇ > 4-MeC₆H₄ > Ph ≫ 3-CF₃C₆H₄.

(2) The reactivity of the alkyl-silicon bond is lowered by the trans group (trans effect) in the order 4-MeOC₆H₄ > Ph > 3-CF₃C₆H₄ > Cl.

A significant electronic effect was also observed (Scheme 48) in the cleavage of aryl-silicon bonds by bromine, the reactivity of the aryl-Si bonds decreasing in the order 4-MeOC₆H₄ > 4-MeC₆H₄ > Ph ≫ 3-CF₃C₆H₄.

Alkyl-silicon bonds in these compounds are readily cleaved by CuX₂ (Scheme 48) while aryl-silicon bonds are much less reactive toward this reagent. The reactivity of the 4-MeOC₆H₄-Si bond is much lower than that of the alkyl silicon bond, in contrast to observations on cleavage by NBS and halogens.

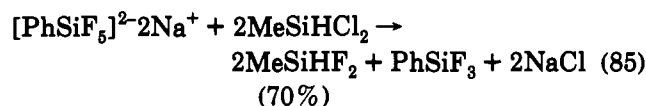
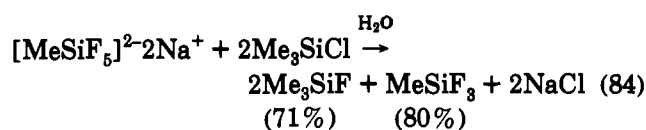
The experimental results suggest that at least two distinct mechanisms operate for the electrophilic cleavage of diorgano(phthalocyaninato)silicon compounds. In alkyl-silicon cleavage, one electron transfer appears to be the initial step, whereas aryl-silicon fission is probably initiated by electrophilic attack on the aryl moiety, consistent with the higher reactivity of the 4-MeOC₆H₄ derivative toward bromine.

C. Anionic Complexes

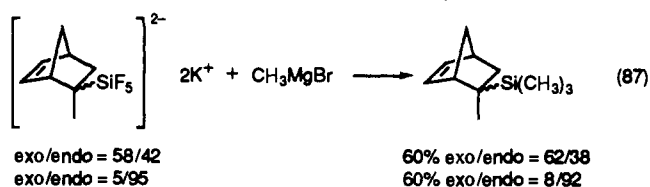
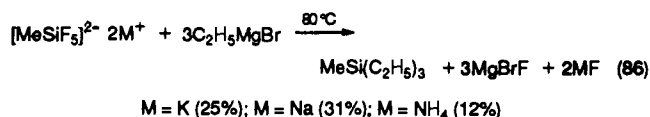
1. Organopentafluorosilicates

Organopentafluorosilicates are compounds which are easy to isolate and air-stable. The pioneer work of Müller^{17,18} demonstrated the potential of such complexes, but the development of this chemistry, particularly the numerous applications in organic synthesis, is due to Kumada and co-workers.¹⁹

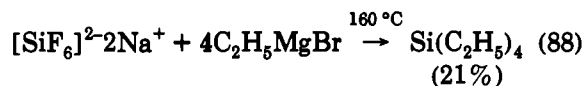
a. Organopentafluorosilicates as Fluorinating Reagents. Chlorosilanes take part in exchange reactions with organopentafluorosilicates.²⁵⁴ These reactions occur in water (eq 84) or in the absence of solvent (eq 85).



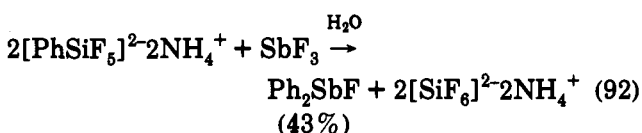
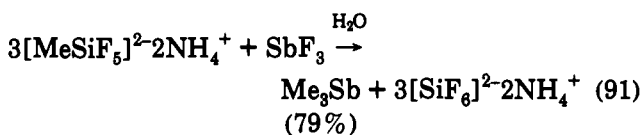
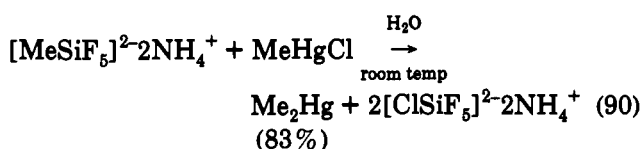
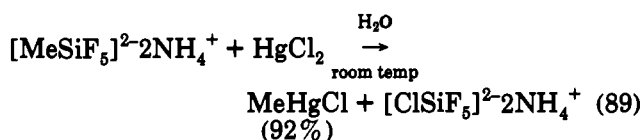
b. Reactions with Grignard Reagents. Organopentafluorosilicates react with Grignard reagents^{255,256} to give the corresponding tetraorganosilanes but the yields are generally poor (eqs 86 and 87). The hexaflu-



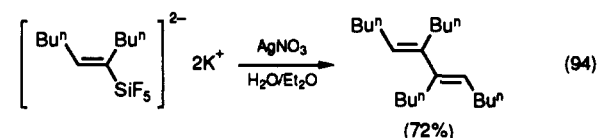
orosilicate anion [SiF₆]²⁻ also reacts with Grignard reagents²⁵⁷ (eq 88), but heating and long reaction times are necessary and the yield is also poor.



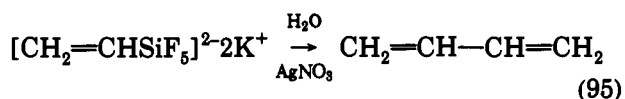
c. Cleavage Reactions of Si-C Bonds by Inorganic Salts. Organopentafluorosilicates react with HgCl₂ to give organomercury compounds²⁵⁸ (eqs 89 and 90). A similar exchange reaction takes place with antimony salts²⁵⁹ (eqs 91 and 92) and with bismuth and lead salts.



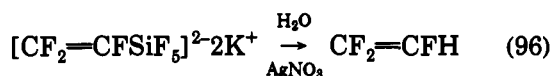
d. Homocoupling Reactions Promoted by Silver (I) or Copper (I) Salts. Symmetrical (*E,E*)-1,3-dienes can be prepared stereoselectively in good yields from (*E*)-alkenylsilicates either by treatment with silver fluoride in acetonitrile or by stirring with silver nitrate in water/ether.²⁶⁰ Representative results are given in eqs 93 and 94. Earlier, Müller et al. had noted that a



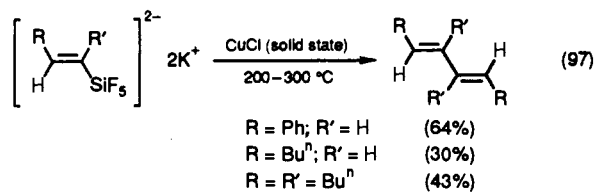
characteristic color appears when an organopentafluorosilicate is mixed with a silver(I) salt.²⁶¹ They had also reported the homocoupling reaction of vinylpentafluorosilicates induced by silver nitrate in water, giving 1,3-dienes²⁶¹ (eq 95), whereas in the case of



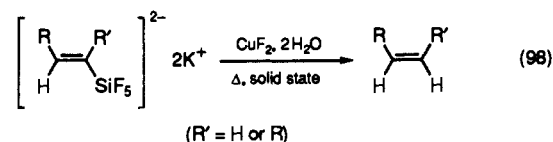
perfluorovinylpentafluorosilicates under the same conditions, the hydrolysis product was obtained (eq 96).



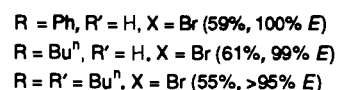
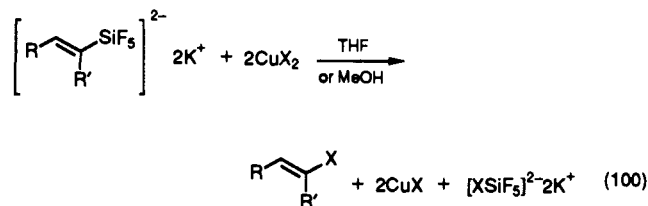
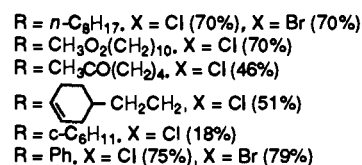
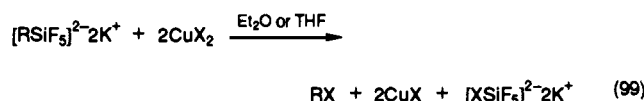
The homocoupling reaction could also be promoted by copper(I) chloride, without solvent.²⁶² This solid-state reaction requires heating (200–300 °C) (eq 97). In



contrast, copper(II) fluoride dihydrate gave almost exclusively protonolysis products from both alkyl and alkenyl silicates²⁶² (eq 98).



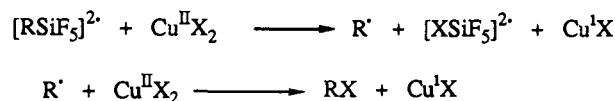
e. Copper(II) Oxidation of Organopentafluorosilicates. The carbon–silicon bond in organopentafluorosilicates $[\text{RSiF}_5]^{2-} 2\text{K}^+$ (R = alkyl, alkenyl, and phenyl) is cleaved by copper(II) chloride or bromide to give the corresponding organic halides with good yields.²⁶³ The reaction follows strictly the stoichiometry shown in equation 99. (*E*)-Alkenyl halides are obtained stereoselectively from (*E*)-alkenyl silicates (eq 100). Loss



of stereospecificity was observed in the case of *endo*- and *exo*-norbornyl pentafluorosilicates.

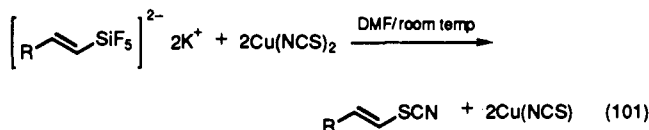
The reaction seems to proceed by an initial one-electron oxidation, with formation of a free alkyl radical which undergoes racemization before conversion to halide (Scheme 49). Such a mechanism is supported

Scheme 49

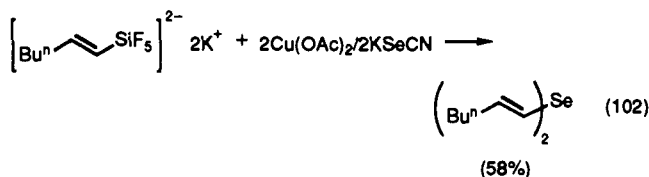


(1) by the formation of an aldehyde, at the expense of the halide, in the presence of oxygen; (2) by the loss of stereospecificity in the case of *exo*- and *endo*-2-norbornylsilicates; (3) by the observation of an ESR spectrum in the presence of a nitroso radical trap.

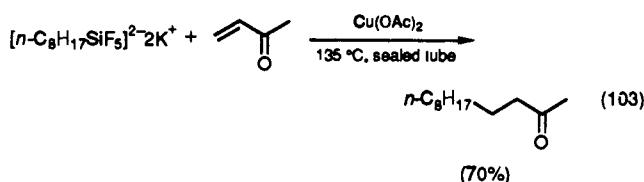
Alkenyl- (but not alkyl-) pentafluorosilicates react with copper(II) thiocyanate to give the corresponding alkenyl thiocyanates²⁶³ (eq 101) and with copper(II) selenocyanates prepared in situ, to give dialkenyl selenide²⁶³ (eq 102).



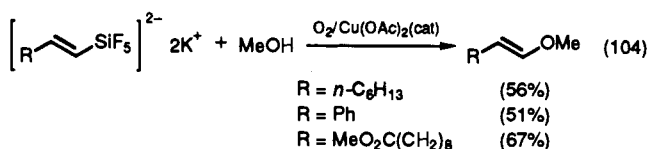
R = *n*-C₆H₁₃ (67%); R = Ph (53%); R = MeO₂C(CH₂)₈ (70%)



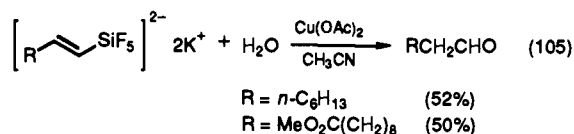
f. Cleavage of the Si-C Bond by Copper(II) Acetate. In the presence of copper(II) acetate, 1,4-addition of alkylpentafluorosilicates to α,β -unsaturated ketones takes place under severe conditions and without solvent²⁶³ (eq 103). In methanol as solvent and under



an oxygen atmosphere a catalytic amount of copper(II) acetate promotes the cleavage of the Si-C bond of alkenylpentafluorosilicates to give alkenyl ethers.²⁶³ The reaction is highly stereospecific and gives the (*E*)-alkenyl ether with an isomeric purity of over 99% from an (*E*)-alkenylpentafluorosilicate (eq 104). The yield of alkenyl ether decreases with the steric bulk of the alcohol.

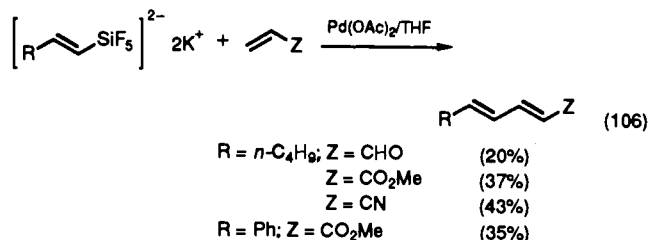


Oxidative hydrolysis of alkenylsilicates takes place in air in the presence of a catalytic amount of copper(II) acetate in solution in acetonitrile to give aldehydes²⁶³ (eq 105).

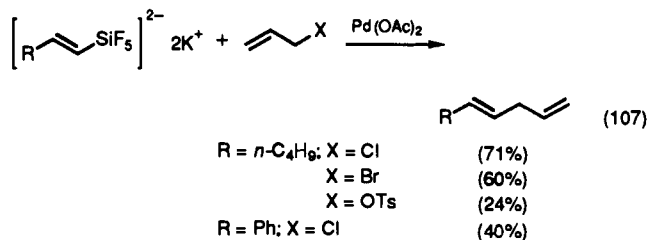


g. Carbon-Carbon Bond Formation Promoted by Palladium Salts. Alkenyl- and phenylpentafluorosilicates react with activated alkenes such as methyl acrylate, acrylonitrile, acrolein, and methyl crotonate in the presence of a stoichiometric amount of palladium acetate to give 1,3-dienes and phenyl-substituted alkenes, respectively.²⁶⁴ The reaction is highly stereoselective, except with acrylonitrile. From (*E*)-alkenylsilicates only (*E,E*)-dienes are obtained (eq 106).

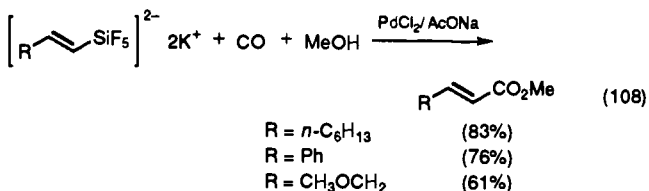
With allylic halides, (*E*)-alkenylsilicates react in the presence of a catalytic amount of palladium salt to give the corresponding cross-coupled products, (*E*)-1,4-



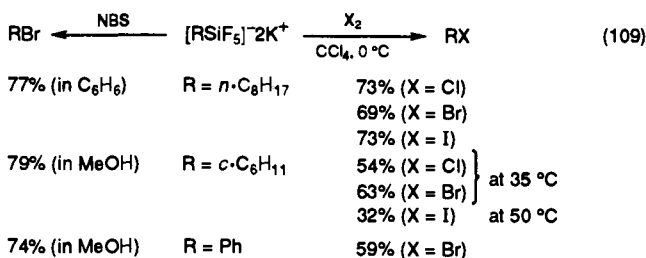
dienes, in good yield.²⁶⁴ The reaction is stereoselective, the *E* stereochemistry of the alkenylsilicate being retained during the reaction. In all cases the reaction is highly regioselective, the allyl group being introduced onto the carbon atom which was originally attached to the silicon atom (eq 107).



h. Carbonylation. (*E*)-Alkenylpentafluorosilicates react readily with carbon monoxide (under atmospheric pressure), in the presence of a palladium salt and sodium acetate in methanol, to give (*E*)- α,β -unsaturated carboxylic esters, in good yield.²⁶⁴ This reaction constitutes the first reported case of carbonylation of an organosilicon compound (eq 108).

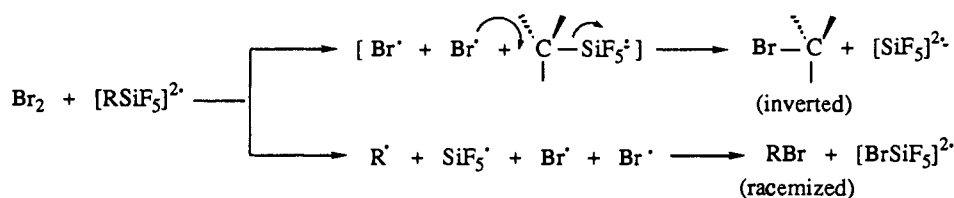


i. Cleavage of Organopentafluorosilicates by Halogens and by *N*-Bromosuccinimide. *N*-Bromosuccinimide, IBr, and elemental halogens (Cl₂, Br₂, I₂) induce cleavage of alkyl-, alkenyl-, and arylpentafluorosilicates with formation of the corresponding organic halide^{91,265} (eq 109). In all cases the halogen atom is

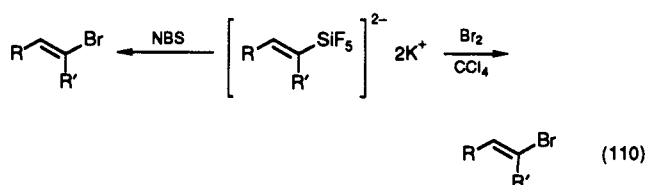
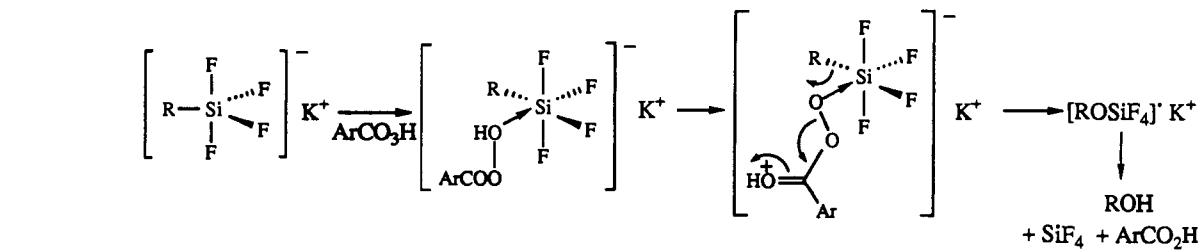


regioselectively introduced onto the carbon atom which was attached to the silicon atom. The stereoselectivity of the reaction of alkenylsilicates is higher with NBS than with bromine (eq 110). The NBS cleavage reaction is compatible with various functional groups, including alkoxy carbonyl, oxo, halo, and alkenyl groups. Cleavage of alkenylpentafluorosilicates by halogen or NBS occurs with retention of configuration. The stereospecificity

Scheme 50

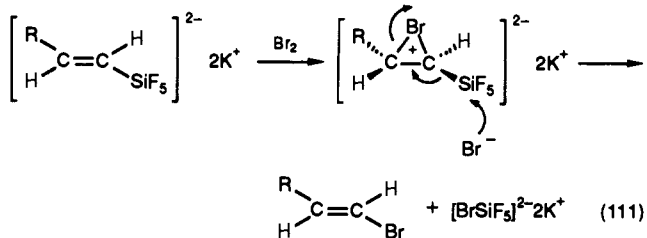


Scheme 51

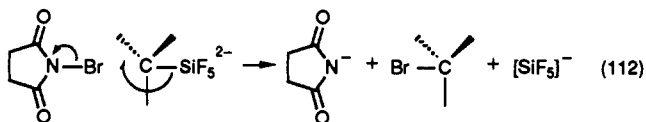


75% (91% *E*) (in C₆H₆) R = Buⁿ, R' = H 61% (67% *E*)
 83% (100% *E*) (in MeOH) R = Ph, R' = H
 70% (>99% *E*) (in C₆H₆) R = R' = Buⁿ

of the reaction was explained by direct electrophilic displacement of silicon by attack at the α-carbon atom (eq 111).



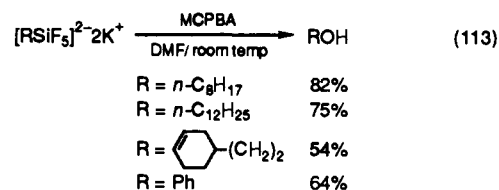
The stereochemistry of the cleavage of *exo*- and *endo*-2-norbornylpentafluorosilicates by bromine and NBS was examined in different solvents. In polar solvents the cleavage of both isomers proceeded with greater than 95% inversion of configuration at the carbon atom, both with NBS and with bromine. In nonpolar solvents, loss of stereoselectivity was observed in the reaction of the *exo* isomer with bromine. The inversion of configuration in the reaction with NBS was explained by direct electrophilic displacement (eq 112), but the



reaction with bromine was considered to proceed by an initial electron-transfer step, followed by nucleophilic attack of bromide ion on the resulting organopentafluorosilicate radical ion (Scheme 50). Steric factors or a reduction in the polarity of the solvent would facilitate

dissociation of the radical ion to a free alkyl radical and loss of stereoselectivity, as observed (Scheme 50).

j. Oxidative Cleavage of Silicon–Carbon Bonds in Organopentafluorosilicates. Organopentafluorosilicates are cleaved by *m*-chloroperbenzoic acid (MCPBA) in DMF to give the corresponding alcohols in high yields²⁶⁶ (eq 113). The reaction is stereospecific



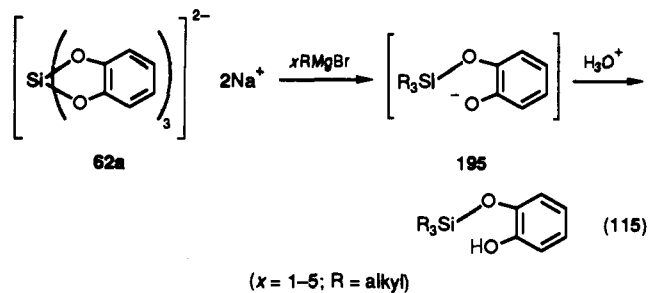
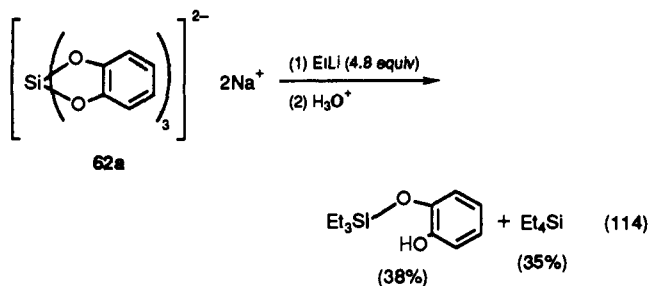
and proceeds with retention of configuration. It was observed that the cleavage of silicates was almost completely inhibited by added LiF or KF in diglyme. This observation suggests a mechanism involving prior dissociation of the organopentafluorosilicate, probably to the organotetrafluorosilicate, since organofluorosilanes, R₂SiF₂, and R₃SiF may also be oxidized, but only in the presence of increasing amounts of potassium fluoride (Scheme 51).

2. Hexacoordinate Tris(1,2-benzenediolato)silicates

Although it had been known for sometime that catechol reacts in aqueous alkaline solution with silica gel, colloidal silica, and even finely divided quartz to form the anionic tris(1,2-benzenediolato)silicates **62**^{116,117} the reactivity of these complexes had not been studied until recently.¹¹⁵ Barnum¹¹⁸ observed that complex **62** (M = NH₄) was stable in water and dilute aqueous ammonia, but immediately gave a precipitate of hydrated silica in aqueous acid.

a. Reactions with Nucleophiles. Surprisingly, complexes **62a** and **62b** react very rapidly with Grignard or organolithium reagents¹¹⁵ in ether, even though they are insoluble in the solvent. The reaction products depend on the nature of the organometallic compound:

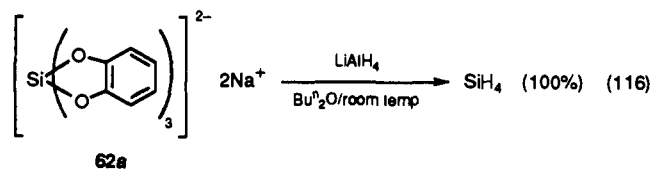
(1) When RM is an alkyl lithium reagent a mixture of tri- and tetraorganosilane is obtained (for example eq 114).



(2) When RM is an alkyl, vinyl, phenyl, or alkynyl Grignard reagent, R_4Si is formed directly whatever the ratio $62a/\text{RM}$ (Scheme 52). Di-Grignard reagents give spirosilanes in acceptable yield (Scheme 52).

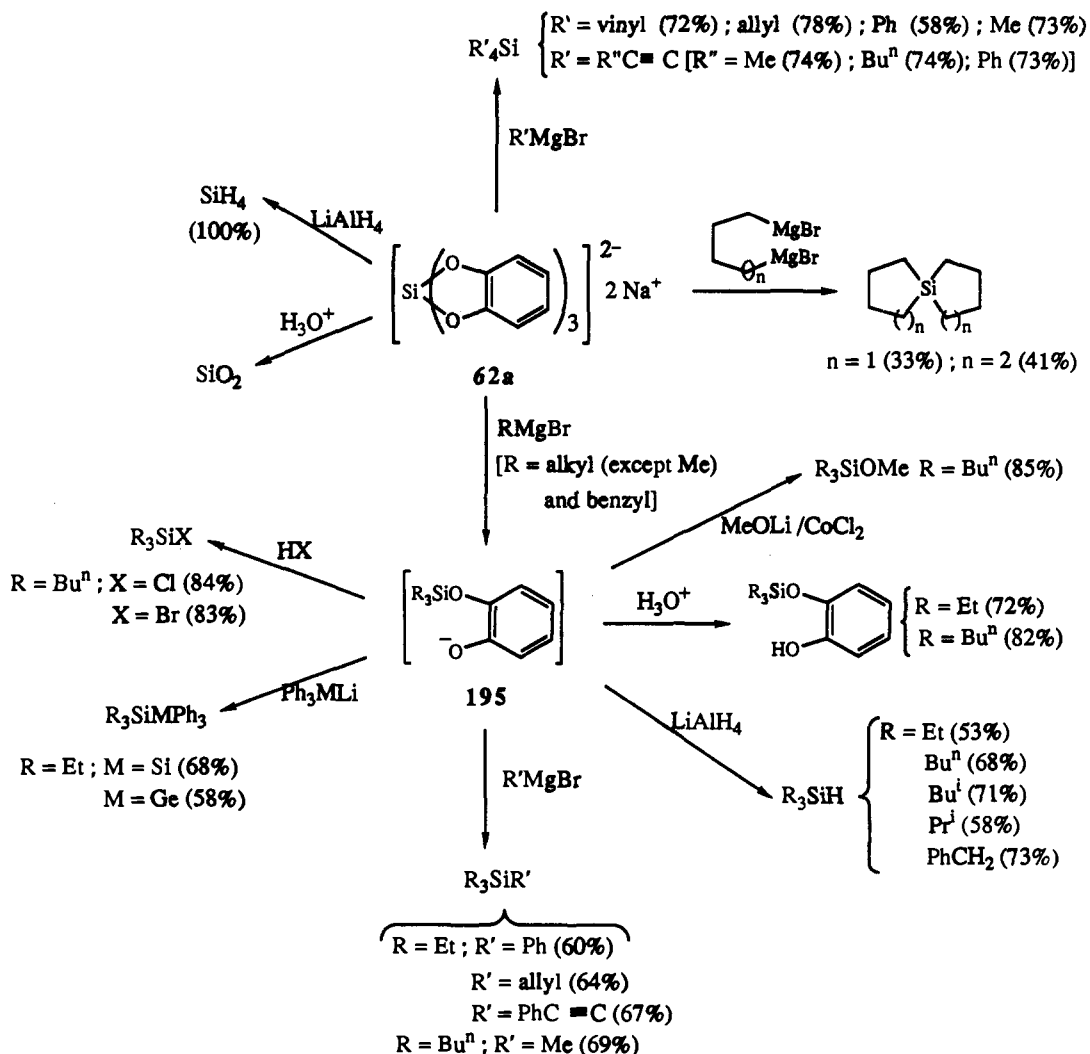
(3) When RM is an alkyl (except MeMgBr) or benzyl Grignard reagent, the reaction results in formation of only three silicon-carbon bonds, whatever the ratio $62a/\text{RM}$ (eq 115) and the experimental conditions. In contrast MeMgBr leads only to Me_4Si in good yield. Further organosilanes can be obtained by subsequent addition of nucleophiles to the intermediate 195 (Scheme 52), formed in the reaction mixture. Thus, addition of LiAlH_4 gives monohydrogenosilanes, and "reactive Grignard reagents" including methyl, allyl, phenyl, vinyl, or alkynyl magnesium bromide slowly react to give mixed tetraorganosilanes. Reaction of HCl or HBr leads to chloro or bromosilanes. From all these

reactions pure products may be isolated in good yield (from 65 to 85%) (Scheme 52). Complex $62a$ can also be treated under mild conditions by reducing agents such as LiAlH_4 to give SiH_4 in quantitative yield (eq 116).

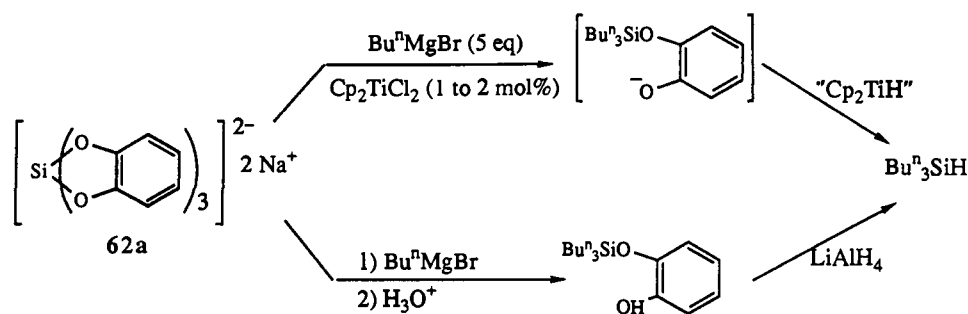


The reactivity of $62a$ toward reducing alkyl Grignard reagents activated by Cp_2TiCl_2 has been studied under the same conditions as for the anionic pentacoordinate complexes.¹⁸⁷ It was found that treatment of complex

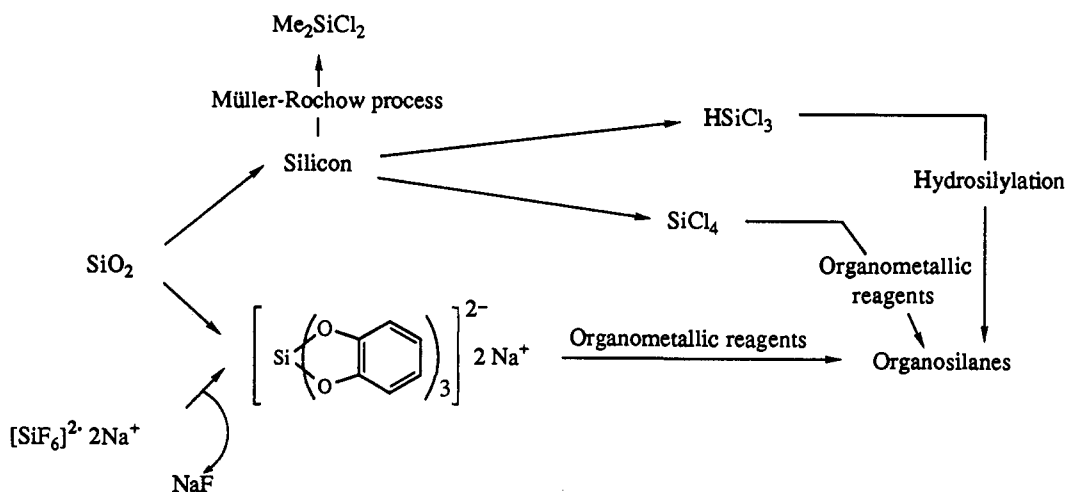
Scheme 52



Scheme 53

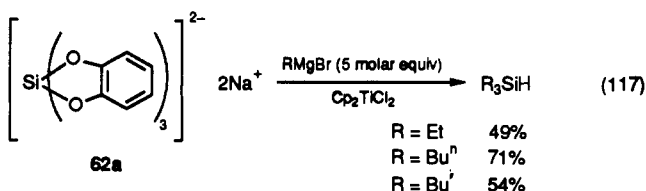


Scheme 54



62a with an excess of a reducing Grignard reagent in the presence of Cp_2TiCl_2 (1–2 mol % with respect to the Grignard reagent) gave hydrogenosilanes directly. The reaction product again depends on the nature of the alkyl Grignard reagent:

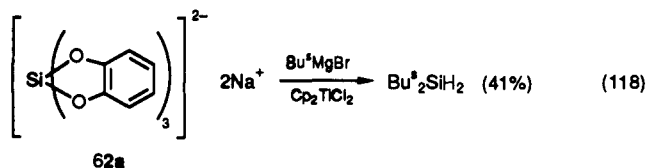
(1) With primary Grignard reagents, the main product is a monohydrogenosilane R_3SiH (eq 117). With



Bu^nMgBr , it was found that using 2 molar equiv instead of an excess (5 molar equiv) provided a mixture of tri-*n*-butylsilane (34%) and tri-*n*-butyl(2-hydroxyphenoxy)silane (25%) after hydrolysis. Thus R_3SiH results from the initial substitution of Si–O bonds, followed by reduction of the intermediate **195** ($\text{R} = \text{Bu}^n$) (Scheme 53) by “ Cp_2TiH ” formed in situ.²⁸⁷

(2) With Bu^iMgBr , no reaction product was isolated, neither a substitution product nor silica (resulting from the hydrolysis of the starting material). By analogy with the reaction of Bu^iMgBr with pentacoordinate silicon complexes under similar conditions,¹⁸⁷ it is suggested that in this case there is reduction of Si–O bonds by “ Cp_2TiH ” before substitution and subsequent loss of the very volatile SiH_4 .

(3) With secondary alkyl Grignard reagents, the main product is the dihydrogenosilane (eq 118). The low yield of dihydrogenosilane is consistent with a mechanism involving competition between reduction of **62a**



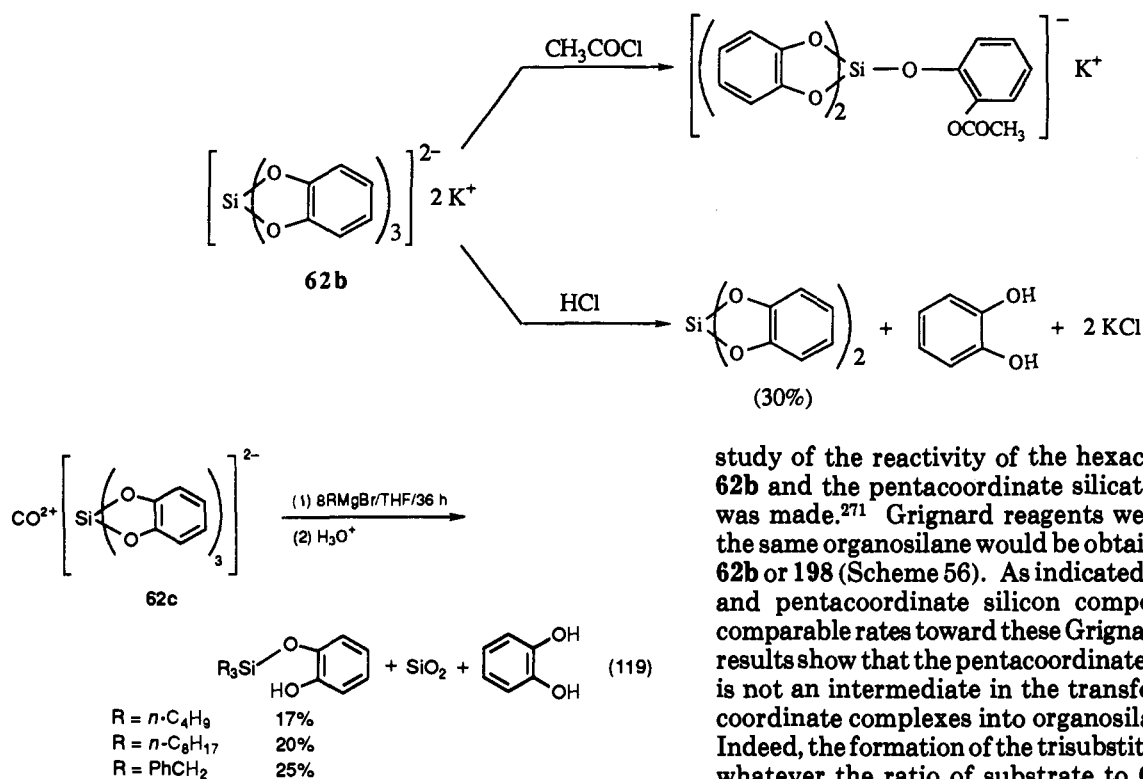
with formation and loss of SiH_4 and disubstitution of **62a** followed by reduction of the intermediate giving the dihydrogenosilane.

These reactions constitute a new way of obtaining organosilanes, since complexes **62** can be prepared from the various forms of silica and also from hexafluoro-silicates which are byproducts of the fertilizer industry.¹¹⁹ Moreover, in the latter case, the fluoride can be quantitatively recovered. This new chemical route is very convenient for the preparation of monofunctional organosilanes and tetraorganosilanes since no byproducts are formed in the reaction (Scheme 54). A limitation of this new process is the inability to stop the reaction of **62a** with organometallic reagents after a single substitution.

b. Reaction with Electrophiles. Tris(1,2-benzenediolato)silicate **62b** also reacts with electrophiles.²⁸⁸ Monoacetylation of the complex may be achieved by reaction of **62b** with acetyl chloride (Scheme 55). Treatment of **62b** by HCl in anhydrous conditions gives catechol and spiro-siloxane (Scheme 55).

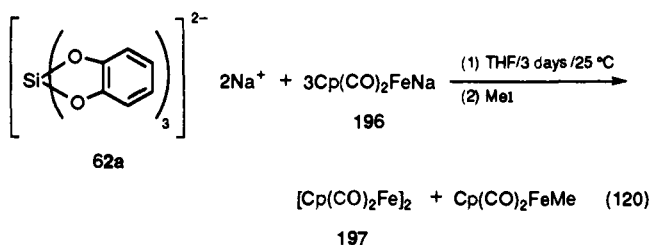
c. Reactions Involving Single Electron Transfer. The cobalt salt **62c** undergoes a very slow substitution reaction,²⁸⁹ with poor yields, on treatment with Grignard reagents. Nevertheless a large amount of Grignard reagent is consumed (eq 119). Silica and catechol are partially recovered in this process. In the

Scheme 55



case of the benzyl Grignard reagent, toluene was obtained by distillation, prior to hydrolysis. The reaction also affords bibenzyl. So though one part of toluene (2 equiv) should originate from the Kharasch reaction, the formation of toluene and of bibenzyl is nevertheless indicative of an electron transfer between the Grignard reagent and the anionic part of the complex 62c. The subsequent formation of the intermediate benzyl radical PhCH₂[•] gives either dimerization (formation of PhCH₂CH₂Ph) or abstraction of a hydrogen atom from the reaction mixture (formation of PhCH₃).

An electron transfer is possibly involved also in the reaction of the (η^5 -cyclopentadienyl)dicarbonyliron anion 196 with 62a²⁶⁹ (eq 120). Indeed in this case



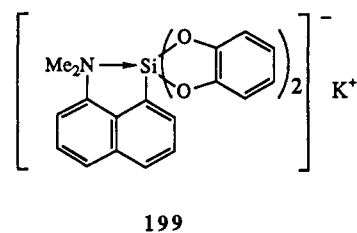
nucleophilic substitution is not observed; only formation of the dimer 197. The excess of 196 was trapped with MeI²⁷⁰ (eq 120).

These results show that although anionic hexacoordinate silicon compounds 62 can undergo substitution by nucleophiles leading to formation of Si-C bonds, they also display an unusual pattern of reactivity in which single electron-transfer processes can be operative.

d. Mechanistic Studies. In order to shed some light on the mechanism of the reaction of organometallic reagents with hexacoordinate silicates 62, a comparative

study of the reactivity of the hexacoordinate silicate 62b and the pentacoordinate silicates 198a and 198b was made.²⁷¹ Grignard reagents were chosen so that the same organosilane would be obtained, starting from 62b or 198 (Scheme 56). As indicated in Table 18, hexa- and pentacoordinate silicon compounds react with comparable rates toward these Grignard reagents. These results show that the pentacoordinate silicon compound is not an intermediate in the transformation of hexacoordinate complexes into organosilanes (Scheme 56). Indeed, the formation of the trisubstituted organosilane, whatever the ratio of substrate to Grignard reagent, implies that the second and the third substitutions are faster than the first one. Consequently, if 198a (or 198b) was formed during the first substitution of 62b by BuⁿMgBr (or PhCH₂MgBr), it would exhibit a higher reactivity than 62b toward BuⁿMgBr (or PhCH₂MgBr), which is not the case.

To obtain more information on the mechanism of nucleophilic substitution of hexacoordinate silicates, the reactivity of compounds 199 and 84, with MeLi, MeMgBr, and LiAlH₄ was compared¹⁶⁷ to that of the pentacoordinate complex 115b. As shown in Table 19,



115b reacts easily with organometallic compounds but 199 reacts only slowly with MeLi and MeMgBr to give the expected silane 200 (R = Me, Table 19). No reaction occurred with compound 84 after 3 days at 20 °C. Since 62b and 115b presents a very similar reactivity toward Grignard reagents, the reactivity of hexacoordinate silicon complexes apparently decreases in the following order: 62b > 199 >> 84. The difference in reactivity between 62b, 199, and 84 appears to be connected to the number of 1,2-benzenediolato ligands around the silicon atom: the more 1,2-benzenediolato ligands there are, the more reactive the complex is toward nucleophilic reagents. Since the 1,2-benzenediolato ligand is electron-withdrawing and consequently tends to increase the electrophilic character of the silicon atom, the reactivity of hexacoordinate silicon species toward nucleophilic reagents can be explained by nucleophilic

Scheme 56

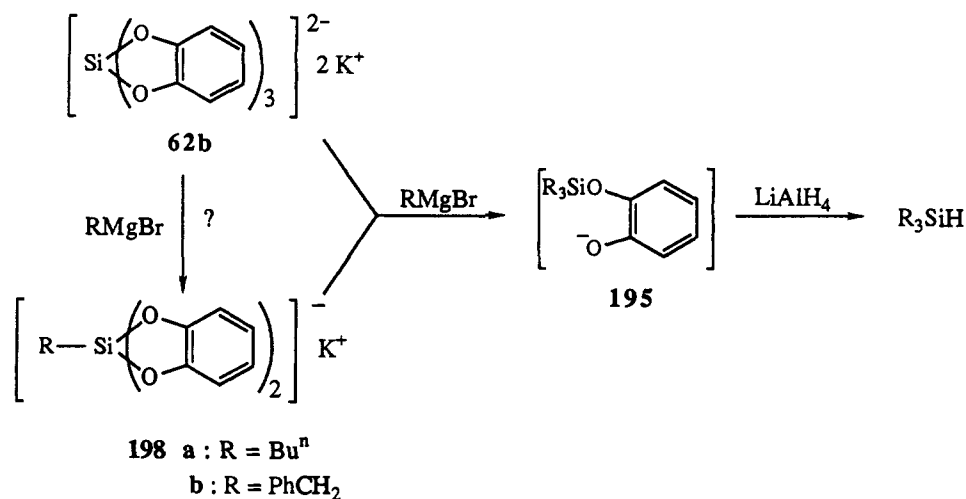


Table 18. Comparison of the Reactivity of 62b and 198 toward Grignard Reagents in Ether Followed by LiAlH₄ Reduction

organometallic reagent	yield (%) of R ₃ SiH		
	from 62b	from 198a	from 198b
Bu ⁿ MgBr (0 °C, 15 min)	63	64	
PhCH ₂ MgBr (35 °C, 1 h)	60		45

Table 19. Reactivity of Compounds 115b and 199 in Ether at 20 °C

compound	organometallic reagent	reaction product	half-reaction time
115b	LiAlH ₄		R = H 1.5 h
	MeLi		R = Me 20 min
	MeMgBr		R = Me 40 min
199	LiAlH ₄		R = H ^a
	MeLi		R = Me 65 h
	MeMgBr		R = Me 22 h

^a Only 8% of reaction after 3 days.

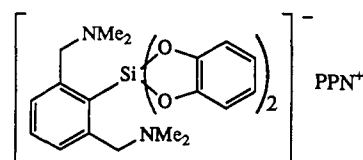
attack at the silicon center, which involves a heptacoordinate silicon intermediate (or transition state); at the present time there is no information which allows the elimination of such a mechanism.

D. Heptacoordination at Silicon

The involvement of a heptacoordinate silicon intermediate was first suggested by Pearson et al.²⁴⁷ in 1962. These authors studied the hydrolysis of the tris(acetylacetonato)silicon cation, following the work of Dhar, Doron, and Kirschner²⁴⁸ on this reaction, and deduced from kinetic data that attack occurred by an S_N2 mechanism on an octahedral complex. However Muetterties and Wright^{245,272} subsequently reported that when the tris(tropolonato)silicon cation was hydrolyzed with ¹⁸OH⁻, the dissociated ligands were enriched with ¹⁸O to an extent consistent with initial hydroxide attack on the ligand. Thus direct nucleophilic attack at a hexacoordinate silicon atom seemed to be a possibility which deserved further study, since the early results were inconclusive.

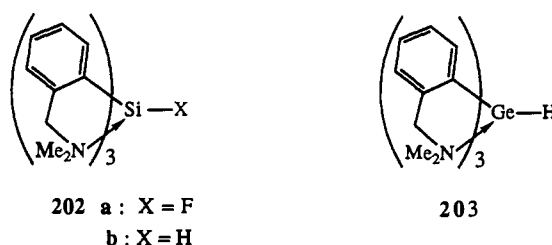
Recently the complex 201 was prepared²⁷³ in order to obtain more information about the reactivity of

hexacoordinate silicon complexes toward nucleophilic reagents. In solution the ²⁹Si chemical shift of 201 (δ



= -129.8 ppm) is upfield of that of 81 (δ = -121.2 ppm) and the ¹H NMR spectrum of 201 shows the resonance of the NMe₂ groups as a sharp singlet at room temperature. Since the silicon atom is at least hexacoordinated,¹⁶⁶ the equivalence of the two NMe₂ groups is due to reversible attack of the free NMe₂ group on the silicon atom, with displacement of the chelated one. Thus this complex can be considered as the first to model an intramolecular nucleophilic attack on a hexacoordinate silicon species which could occur via a heptacoordinate intermediate (or transition state).

Some attempts to obtain heptacoordinate silicon species have been made and the X-ray crystallographic analysis of silicon compounds 202a²⁷⁴ and 202b²⁷⁵ have



revealed an unusual geometry which corresponds to a tricapped tetrahedron. The main features of the structure of 202a (Figure 2) are the following: (1) the basic tetrahedral geometry of the fluorosilane is retained; (2) the lone pairs of the three NMe₂ groups are oriented toward the silicon atom even though there is no geometric restraint to force these groups into this conformation, since the NMe₂ groups in the benzylic positions are free to rotate around the carbon-carbon bond; (3) the nitrogen-silicon distances vary from 3.00 to 3.49 Å, which correspond to weak intramolecular interactions. Nevertheless the system prefers three

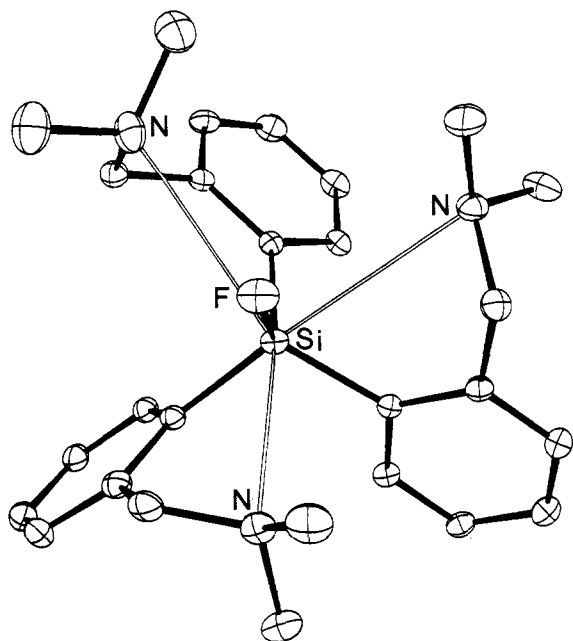


Figure 2. ORTEP drawing of the molecular structure of 202a.

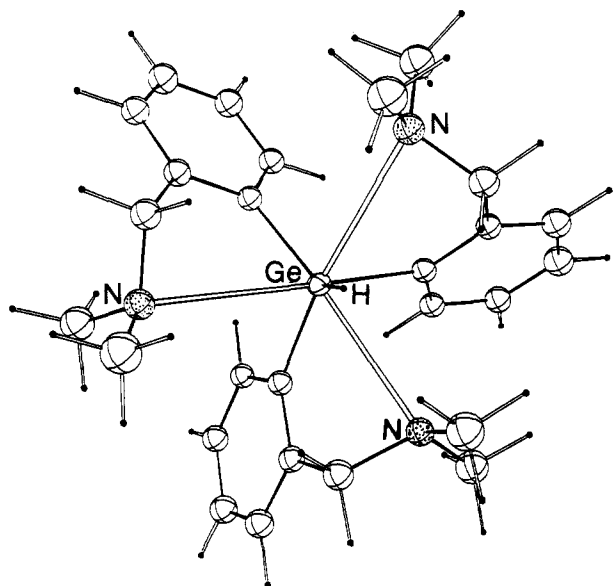


Figure 3. ORTEP drawing of the molecular structure of 203.

weak intramolecular interactions to either a single one (resulting in pentacoordination at silicon) or to two (resulting in hexacoordination).

This geometry is completely original since none of the three weak intramolecular coordinations occurs opposite to the Si-F bond as it has been observed in structures of pentacoordinate fluorosilanes.^{84,85}

Interestingly, the single-crystal X-ray diffraction analysis²⁷⁵ of the germane 203 (Figure 3), which is isomorphous with the silane 202b, has revealed the same geometry.

Thus it can be concluded that mechanisms with participation of heptacoordinate silicon intermediates (or transition states) in the course of nucleophilic reactions at hexacoordinate silicon species cannot be ruled out since the tricapped tetrahedron geometry around silicon has been observed.

VIII. Synthetic Methods Involving Hypervalent Silicon Intermediates

Synthetic methods using the efficiency of nucleophilic reagents to coordinate to a silicon center have been known for more than 20 years. Fluoride ion used as a simple and efficient means of removing a silyl-protecting group^{276,277} was the first example of a reaction with nucleophilic activation at silicon.

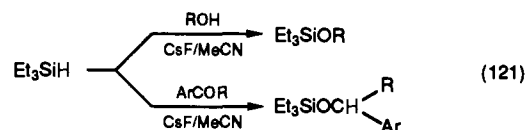
Following these initial reports many reactions involving the activation of Si-X bonds (X = H, O, N, C, Si) have been developed. Because of the considerable strength of the Si-F bond (590 ± 13 kJ mol⁻¹), fluoride anion, originating from a variety of sources [KF, CsF, KHF₂, R₄NF, (Et₂N)₃S⁺Me₃SiF₂⁻ (TAS TMSF₂)], is the nucleophilic reagent the most used to activate silicon bonds.

Since the synthetic uses of organosilicon compounds with catalysis by nucleophiles were extensively reviewed recently²⁰ only a short survey of the area will be given. Then a mechanistic interpretation will be proposed and the role of penta and hexacoordinate silicon species discussed.

A. Activation of the Si-H Bond

1. Activation of Alkyl- or Arylsilanes

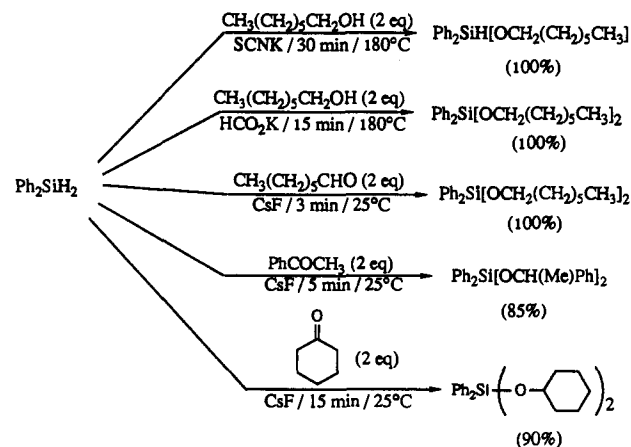
a. **Silylation of Alcohols and Hydrosilylation of Carbonyl Compounds.** The cesium fluoride-catalyzed reactions of trialkylsilanes with alcohols and aromatic carbonyl compounds were first reported by Vol'pin et al.²⁷⁸ (eq 121). The silylation of alcohols²⁷⁹ and carbonyl



compounds²⁸⁰ was then shown to proceed more readily with arylsilanes, and to take place at the surface of a variety of salts without solvent in heterogeneous conditions (Scheme 57). Ph₂SiH₂ adds to α,β -unsaturated aldehydes and ketones only at the 1,2-positions in the presence of CsF, as previously observed by Vol'pin et al.²⁷⁸ with cinnamaldehyde.

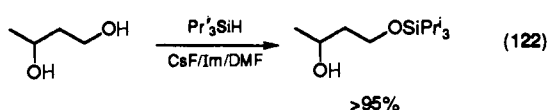
The order of reactivity of silanes used for silylation of alcohols and carbonyl compounds was found to be

Scheme 57

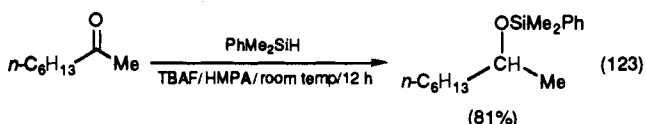


$\alpha\text{NpSiH}_3 > \text{Ph}_2\text{SiH}_2 > \text{PhMeSiH}_2$, and the efficiency of salts to be $\text{CsF} > \text{KF} > \text{KHCO}_3 > \text{KSCN}$.

Organosilanes such as Ph_3SiH , PhMe_2SiH , $\text{Ph}_2\text{-MeSiH}$, and Pr^i_3SiH react with alcohols in the presence of CsF , and also under homogeneous conditions to give the corresponding silyl ether.²⁸¹ It was shown that the addition of imidazole (Im) accelerates the reaction, and under these conditions, primary alcohols are silylated much faster than secondary alcohols (eq 122), and tertiary alcohols and ketones do not react at all. In

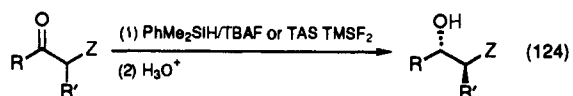


contrast aldehydes and ketones are reduced by PhMe_2SiH , in the presence of a catalytic amount of TBAF or TAS TMSF_2 in aprotic solvents²⁸² (eq 123).

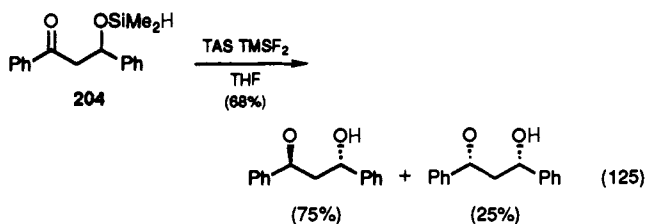


The efficiency of solvents was found to be the following $\text{HMPA} > \text{DMF} > \text{THF} \gg \text{CH}_2\text{Cl}_2$. Use of 18-crown-6 ether increases the efficiency of CsF and allows the reduction of aromatic carbonyl compounds in solvents of low polarity such as dichloromethane.²⁸³

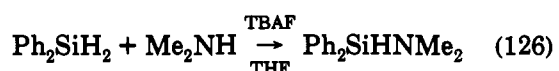
This method of reduction is stereoselective. It was used to synthesize optically active 1,2-diols and 2-amino alcohols of threo configuration^{190a,b,282} (eq 124). The



threo selectivity is consistent with the Felkin-Anh model²⁸⁴ in which interaction of the carbonyl oxygen with a counteranion is suppressed. However, the reduction of β -dimethylsilyloxy ketone **204** affords the *anti*-diol preferentially²⁸² (eq 125).



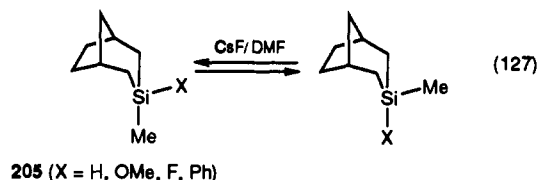
Recently, formation of Si-N bonds by dehydrocoupling of Si-H and N-H bonds in the presence of TBAF has been reported²⁸⁵ (eq 126).



b. Fluorination of Hydrogenosilanes. Fluorination of triphenylsilane in the presence of CsF is another example of the activation of the Si-H bond by fluoride anion. The reaction occurs either in DMF or in MeCN within 5 min, to give the corresponding fluorosilane in nearly quantitative yield.²⁸⁶ The reaction takes longer

with KF in DMF and does not proceed with LiF in DMF or CsF in benzene. The fluorination of triethylsilane occurs also with CsF in DMF.

c. Isomerization of Hydrosilanes. CsF in dry DMF also promotes exo/endo isomerization²⁸⁷ of 3-methyl-3-silabicyclo[3.2.1]octane (**205**, $X = \text{H}$) (eq 127). No



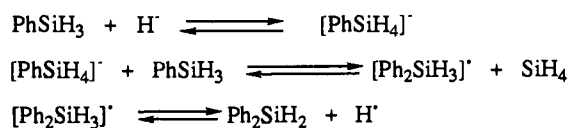
isomerization was observed when CsF was replaced by KF but KF with 18-crown-6 ether gives the equilibrium mixture. This nucleophile-induced isomerization also takes place with other derivatives of 3-silabicyclo[3.2.1]octane (**205**, $X = \text{OMe, F}$)²⁸⁶ and interestingly even with tetraorganosilanes **205** ($X = \text{C}_6\text{H}_5$). The order of reactivity of alkali-metal fluorides was found to be $\text{CsF} > \text{KF} > \text{LiF}$.

The racemization of optically active methyl(α -naphthyl)phenylsilane was shown to take place rapidly in the presence of CsF in dry DMF²⁸⁶ and also in the presence of hydrides (KH , LiAlH_4 or LiAlD_4) in THF.²⁸⁸

These reactions of isomerization and of racemization have been explained by reversible coordination of a nucleophile (fluoride or hydride) to give a pentacoordinate intermediate which then undergoes intramolecular ligand rearrangement around the Si center via pseudorotation.

d. Redistribution Reactions of Hydrosilanes. Redistribution reactions observed²⁸⁹ for di- and trihydrogenosilanes in the presence of hydrides (LiAlH_4 , KH , NaH) as catalysts have also been explained by the formation of a pentavalent hydridoorganosilyl anion in the initial step, through which the redistribution reaction probably takes place (Scheme 58).

Scheme 58



2. Activation of Alkoxyllanes

A general and very efficient method for the reduction of carbonyl compounds is to use $(\text{EtO})_3\text{SiH}$, $(\text{EtO})_2\text{-SiMeH}$, or $\text{Me}_3\text{SiO}(\text{HSiMeO})_n\text{SiMe}_3$ (PMHS) which is a byproduct of the silicones industry, activated by KF or CsF (Table 20). The reaction takes place satisfactorily without solvent,²⁹⁰ but is accelerated by polar solvents²⁹¹ (DMF or DMSO). The observed silane reactivity sequence is $(\text{EtO})_3\text{SiH} > (\text{EtO})_2\text{Si}(\text{Me})\text{H} > \text{PMHS}$.

The reaction is selective for the carbonyl group so that aldehydes and ketones having another functional group, including a C-C double bond, bromo, nitro, amido, or ester group are reduced selectively.²⁹² Moreover it is possible to reduce aldehydes selectively in the presence of ketones, and ketones in the presence of esters (Table 21).

Table 20. Reduction of Carbonyl Compounds by Hydrosilylation Catalyzed by Fluoride Anions

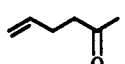
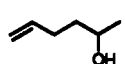
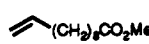

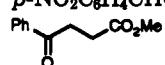
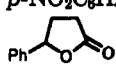
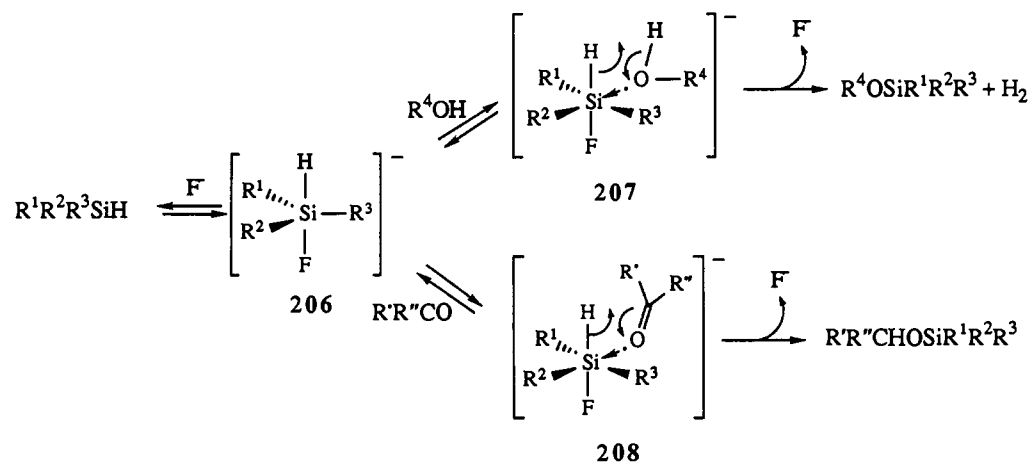
carbonyl compound	reducing system	solvent	reaction conditions		alcohol [yield (%)]	
			t (h)	T (°C)		
$n\text{-C}_8\text{H}_{13}\text{CHO}$	(EtO) ₃ SiH/KF	none	4	25	$n\text{-C}_8\text{H}_{13}\text{CH}_2\text{OH}$	(70)
	Me(EtO) ₂ SiH/KF	DMF	1.75	10		(85)
	(EtO) ₃ SiH/CsF	none	0.25	0		(90)
	Me(EtO) ₂ SiH/KF	DMF	5	60		(85)
	(EtO) ₃ SiH/CsF	none	0.5	60		(70)
	PMHS/KF, 2 equiv H ₂ O	DMSO	6	80		(73)

Table 21. Selective Reduction of Bifunctional Compounds by Hydrosilylation Catalyzed by Fluoride or Formate Anion

carbonyl compound	reducing system	solvent	reaction conditions		isolated product [yield (%)]
			t (h)	T (°C)	
$p\text{-NO}_2\text{C}_6\text{H}_4\text{CHO}$	(EtO) ₃ SiH/KF	none	2	100	$p\text{-NO}_2\text{C}_6\text{H}_4\text{CH}_2\text{OH}$ (80)
	Me(EtO) ₂ SiH/CsF	none	2.5	25	 (85)
MeCOCH ₂ CONHPh	(EtO) ₃ SiH/CsF	none	0.2	25	MeCHOHCH ₂ CONHPh (90)
OHC(CH ₂) ₈ COMe	PMHS/HCO ₂ K	DMF	2	100	HOCH ₂ (CH ₂) ₈ COMe (63)

Scheme 59



3. Mechanism

All the nucleophile-catalyzed reactions can be explained by a mechanism which involves as the first step the coordination of the nucleophile to the silicon atom to give a more reactive pentacoordinate species **206**¹⁶ (Scheme 59). Intermediate **206** is then attacked by the alcohol or the carbonyl compound giving hexacoordinate silicon intermediates (or transition states) **207** and **208** within which the hydride transfer may take place. This mechanism requires first that a pentacoordinate silicon species be more reactive than a tetracoordinate silicon species and also that a pentacoordinate silicon species may undergo nucleophilic attack. These two points have been amply demonstrated in section VI. Moreover the great reactivity of isolated anionic hydrosilicates³⁶ toward carbonyl compounds in the absence of catalyst (section VI.B.1), whereas the corresponding tetracoordinate hydride does not react at all, support completely the mechanism proposed.

The alcoholysis of potassium hydrosilicates in the presence of 18-crown-6, giving another pentacoordinate species¹⁹⁴ (eq 36) also supports this mechanism very well since this reaction—a nucleophilic displacement at a pentacoordinate silicon species—would also rea-

sonably be expected to take place through a hexacoordinate intermediate.

The loss of stereoselectivity observed for the reduction of **204**²⁸² (eq 125) agrees also with the formation of hexacoordinate intermediates **209** and **210** (Scheme 60).

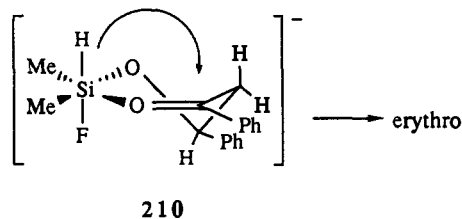
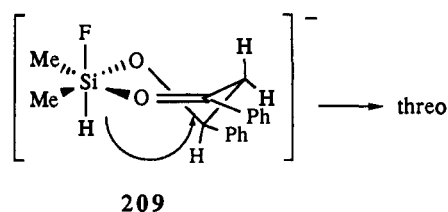
Hiyama and Fujita^{190c,282} observed that the TBAF-catalyzed reduction of aldehydes and ketones with hydrosilanes are accelerated by polar solvents such as HMPA. These data suggest the involvement of the hexacoordinated silicate [HSiR₃F(HMPA)]⁻ as the active hydride species. However only aldehydes and ketones are reduced under these conditions.

B. Activation of the Si–O Bond

1. Hydrolysis of Tetramethoxysilane

The application of nucleophilic catalysis in the sol-gel process has been investigated²⁹³ by comparing the gel times of (MeO)₄Si with various acidic, basic, and nucleophilic catalysts in different solvents (methanol, dioxan, and acetone). Among the catalysts which have been studied, Buⁿ₄NF is the most effective, with regard to gel times. In methanol it reduces the gel time of (MeO)₄Si about 3600-fold with respect to the noncat-

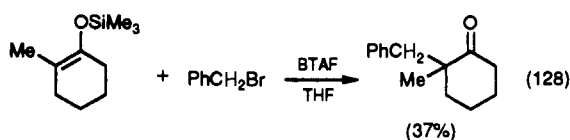
Scheme 60



alyzed process. The efficiency of the catalysts studied decreases as follows: $\text{Bu}^n\text{NF} > \text{NaF} > \text{NH}_4\text{F} > \text{CsF} > \text{DMAP} > \text{Nmi} > \text{NH}_4\text{OH} > \text{no catalyst} > \text{HCl}$.

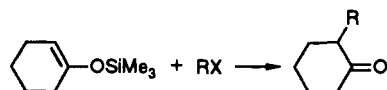
2. Reaction of Silyl Enol Ethers with Organic Halides

In the presence of a stoichiometric amount of benzyltrimethylammonium fluoride (BTAF), silyl enol ethers react with primary alkyl iodides and allylic or benzylic bromides to give the corresponding monoalkylated product regiospecifically²⁹⁴ (eq 128). This reaction



occurs also in the presence of a stoichiometric amount of TAS TMSF_2 ²⁹⁵ which proved to be the most efficient source of fluoride for the alkylation of ketones (Table 22). No reaction is observed with CsF .²⁹⁶

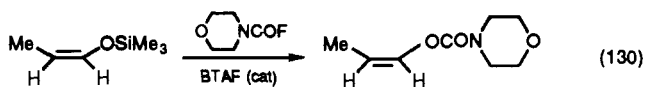
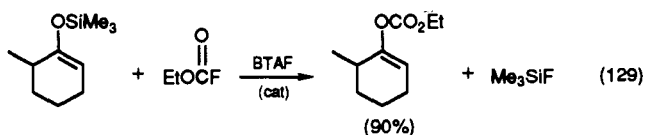
Table 22. Yield and Reaction Conditions of Fluoride Ion-Promoted Alkylation of 1-(Trimethylsilyloxy)cyclohexene



RX	TBAF ^a	TAS TMSF_2 ^b
MeI	0 °C/6 h (91%)	-78 °C/4 h (95%)
Bu^nI	20 °C/24 h (50%)	-30 °C/3 h (59%)
$\text{BrCH}_2\text{CO}_2\text{Me}$	20 °C/1 h (80%)	-78 °C/2 h (83%)
PhCH_2Br	0 °C/14 h, then 25 °C/4 h (69%)	-78 °C/3 h (72%)

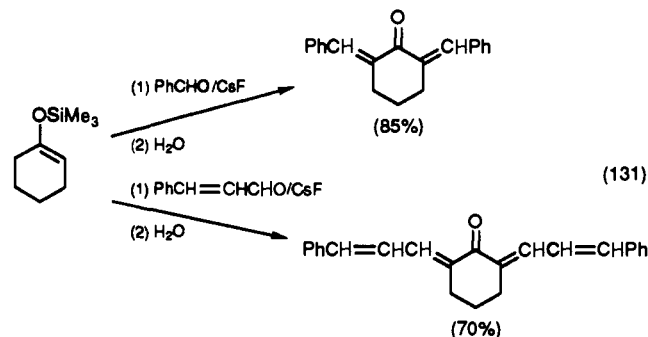
^a Taken from ref 294b. ^b Taken from ref 295b.

Silyl enol ethers activated by a catalytic amount of benzyltrimethylammonium fluoride also react with fluoroformate or carbamoyl fluorides²⁹⁷ to yield enol carbonates (eq 129) or enol carbamates, respectively (eq 130).

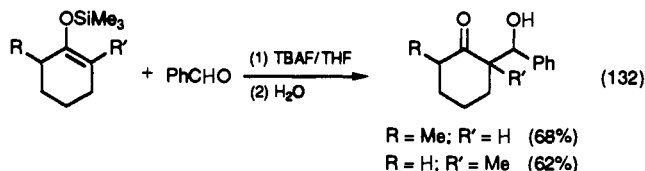


3. Aldol Reactions

a. **Aldol Products from Silyl Enol Ethers.** In the presence of CsF and without solvent, silyl enol ethers react under heterogeneous conditions with aldehydes to give α,β -unsaturated ketones²⁹⁸ (eq 131). Under



homogeneous conditions, aldol condensation occurs between silyl enol ethers and aliphatic or aromatic aldehydes in the presence of a catalytic amount of TBAF²⁹⁹ or of TAS TMSF_2 .^{295b} The reaction proceeds in a regiospecific manner (eq 132) with respect to the silyl enol ether. In most cases the reaction is kinetically



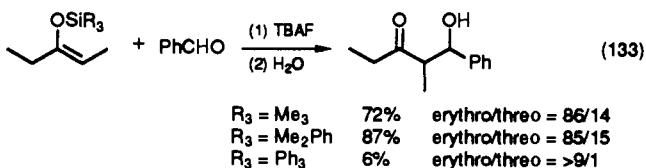
controlled and the major product has the erythro configuration with either catalyst regardless of the enolate configuration^{295,299-301} (Table 23). This aldol

Table 23. TBAF (at -72 °C) and TAS TMSF_2 (at -78 °C) Catalyzed Aldol Reaction of Enol Silyl Ethers with Aldehydes (See Eq 132)

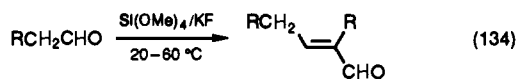
enol silyl ether	aldehyde	time, yield (erythro/threo)	
		TBAF ^a	TAS TMSF_2 ^b
	PhCHO	2 h, 72% (86/14)	2 h, 89% (86/14)
	PhCHO	2 h, 89% (44/56)	2 h, 84% (63/37)
	PhCHO	1 h, 89% (93/7)	1 h, 75% (95/5)
	Pr^iCHO	13 h, 35% (97/3)	8 h, 67% (100/0)

^a Taken from ref 301. ^b Taken from ref 295b.

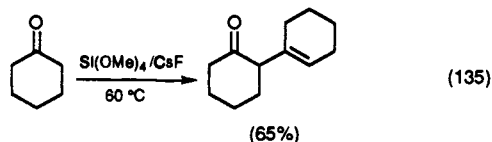
reaction is postulated to proceed by attack of the free enolate on the aldehyde via an acyclic, extended transition state.^{295,301,302} It was found that the diastereoselectivity of the reaction was the same whatever the nature of the silyl group of the silyl enol ether, thus confirming the participation of a free enolate in this reaction³⁰¹ (eq 133).



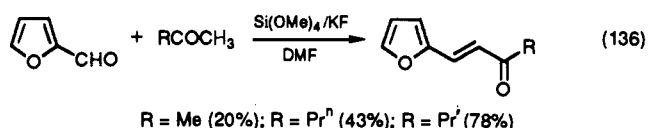
b. Aldolization Promoted by $(\text{RO})_4\text{Si}/\text{F}^-$. The system $(\text{RO})_4\text{Si}/\text{KF}$ or CsF is sufficiently basic to promote self-condensation of aldehydes and ketones.³⁰³ The reaction takes place without solvent in heterogeneous conditions. Self-condensation of aldehydes is fast in the presence of $(\text{MeO})_4\text{Si}/\text{KF}$, whereas that of ketones requires the use of $(\text{MeO})_4\text{Si}/\text{CsF}$ (eqs 134 and 135). Cross-aldolization between nonenolizable alde-



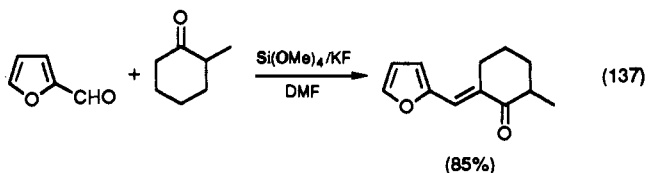
$R = \text{Me}$ (32%); $R = \text{Et}$ (69%); $R = n\text{-C}_5\text{H}_{11}$ (70%); $R = \text{PhCH}_2$ (72%)



hydes and ketones takes place in the presence of $(\text{RO})_4\text{Si}/\text{CsF}$ without solvent or in the presence of $(\text{RO})_4\text{Si}/\text{KF}$ in dimethylformamide (eq 136). With

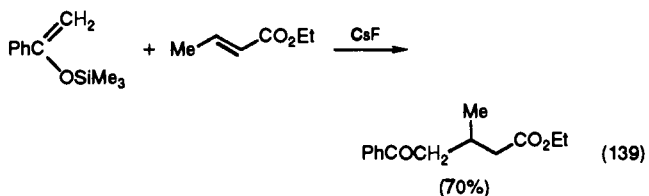
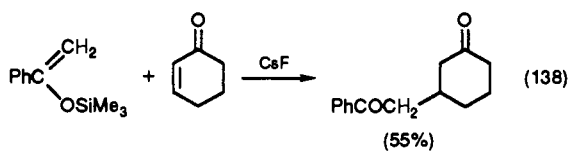


symmetrical ketones such as cyclohexanone double aldolization occurs, whereas with unsymmetrical ketones reaction occurs only at the less-hindered site, as is usually observed with base-catalyzed aldolization (eq 137).

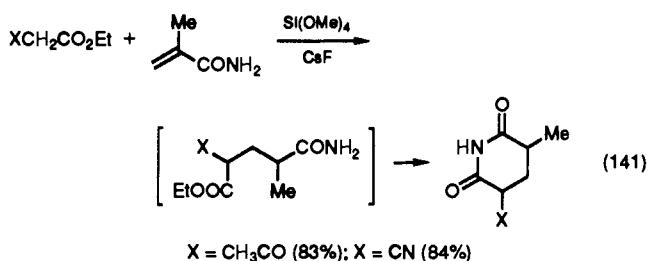
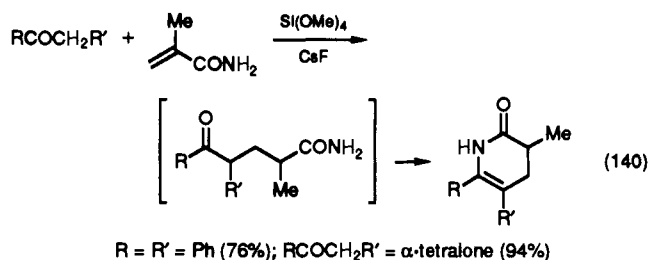


4. Michael Reactions

a. Michael Reactions with Silyl Enol Ethers. Silyl enol ethers activated by CsF react under heterogeneous conditions with α,β -unsaturated ketones and esters to give 1,4-addition products²⁹⁸ (eqs 138 and 139).



b. Michael Reactions Promoted by $(\text{RO})_4\text{Si}/\text{F}^-$. In the presence of a stoichiometric amount of $(\text{MeO})_4\text{Si}/\text{CsF}$, ketones and aryl acetonitriles add to α,β -unsaturated ketones, esters, nitriles, and amides^{304,305} (Table 24). The 1,4-addition product is obtained without hydrolysis. With primary methacrylamides as Michael acceptors, 3,4-dihydro-2(1*H*)-pyridinones or 3,5-disubstituted glutarimides are obtained³⁰⁶ in a one-pot process, also without hydrolysis and in good yield (eqs 140 and 141).



c. Michael Reactions with Silyl Ketene Acetals. Trimethylsilyl ketene acetals in the presence of a catalytic amount of TAS TMSF_2 add to α,β -unsaturated ketones to give after hydrolysis the corresponding 1,5-dicarbonyl compound exclusively.³⁰⁷ This compound can be further alkylated in the presence of a stoichiometric amount of TAS TMSF_2 (Scheme 61). The addition is not stereoselective with respect to the newly created chiral centers.

Scheme 61

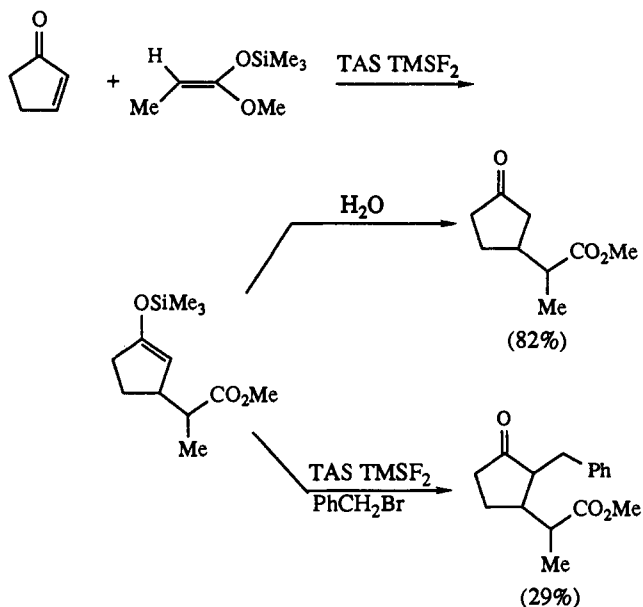

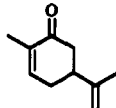
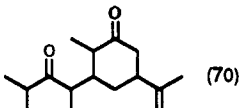

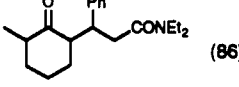
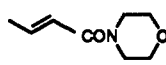
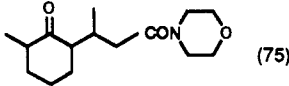

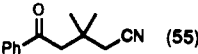
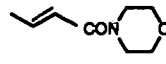


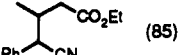
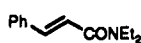
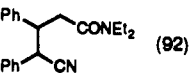
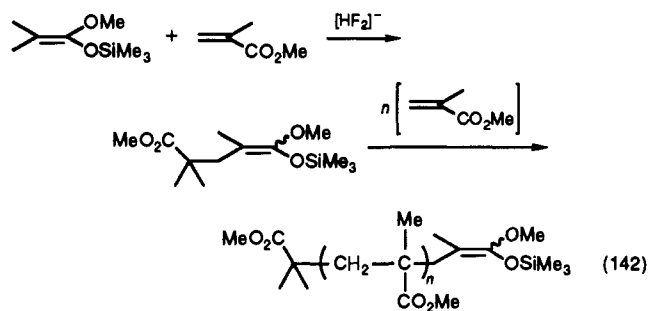


Table 24. Michael Additions in the Presence of Si(OMe)₄/CsF

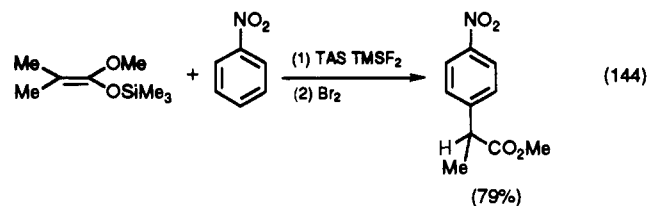
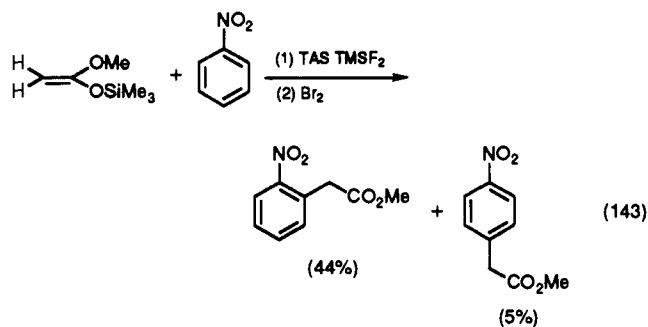
Michael donor	Michael acceptor	reaction conditions		isolated product [yield (%)]
		time (h)	T (°C)	
		4	25	 (70)
		5	80	 (86)
		5	70	 (75)
PhCOMe		3	80	 (55)
		7	80	 (76)
PhCH ₂ CN		1	25	 (85)
		1	65	 (92)

Most importantly silyl ketene acetals activated by a suitable anionic catalyst add to α,β -unsaturated esters in a controlled polymerization^{209,210,306,309} (eq 142). This polymerization has been shown to proceed by repeated



Michael additions of monomer to a growing chain end carrying the silyl ketene acetal functionality. This fundamentally new method of controlled addition polymerization has been termed "group-transfer polymerization" (GTP).²⁰⁹ An anionic catalyst is required for the polymerization, and surprisingly bifluoride anion is one of the most generally used. Other anions that catalyze GTP are for example $\text{Me}_3\text{SiF}_2^-$, CN^- , and N_3^- . Monodisperse polymers of high molecular weight can be obtained by adjusting the monomer/initiator ratio.

Another unusual Michael reaction occurs with aromatic nitro compounds.³¹⁰ Silyl enol ethers and ketene silyl acetals add to aromatic nitro compounds in the presence of a stoichiometric amount of TAS TMSF_2 to give dihydroaromatic nitronates which can be oxidized with bromine to yield α -nitroarylacetate esters in moderate to high yield (eq 143). Substitution ortho to the nitro group predominates with sterically undemanding silyl reagents, while para substitution products are exclusively obtained with bulky reagents (eq 144).

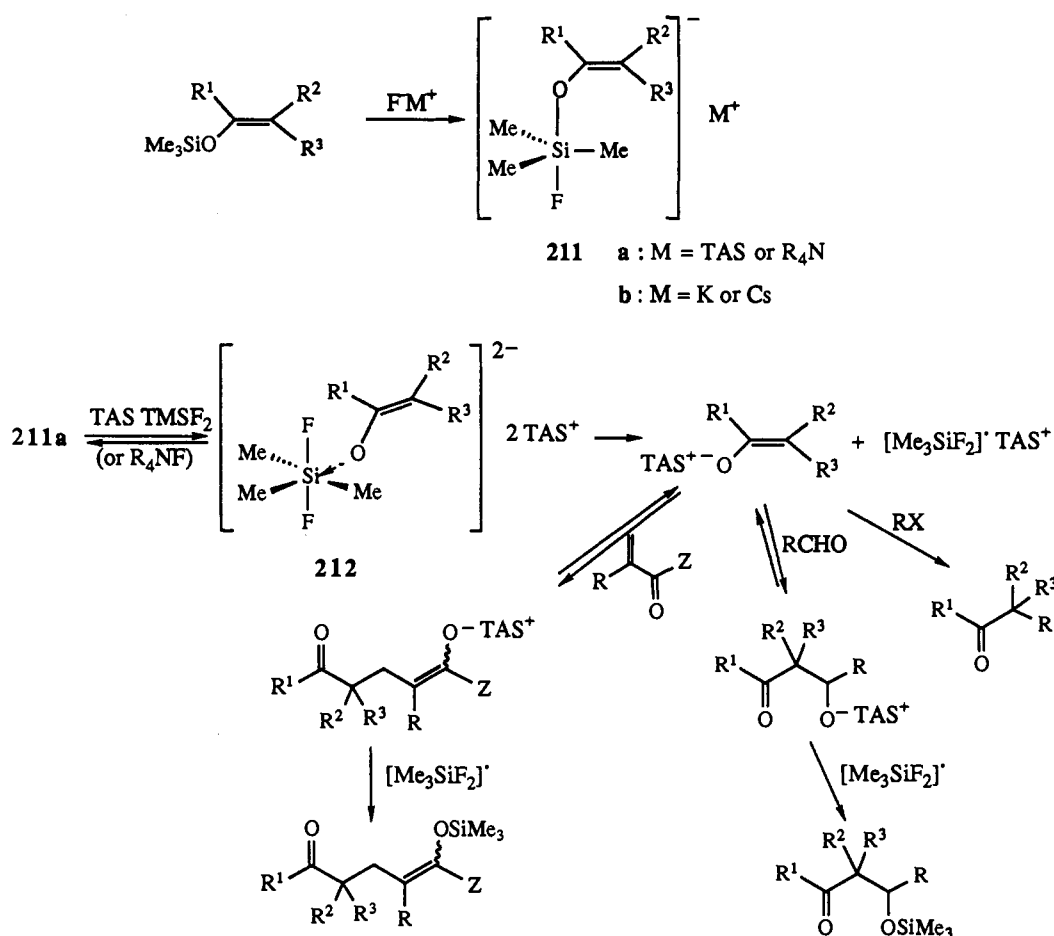


5. Mechanism

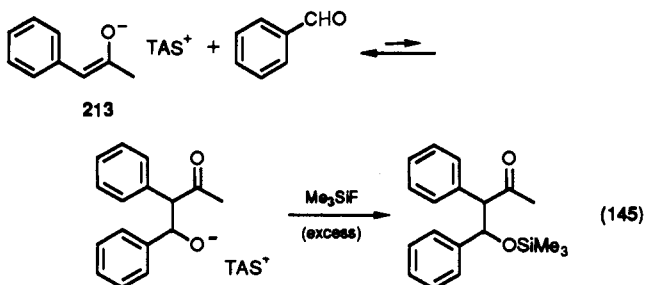
To explain the anionic activation of Si-O bonds two mechanisms have been proposed³¹¹ both involving in the first step the same pentacoordinate silicon intermediate 211, formed by coordination of the nucleophilic catalyst to the silicon center (Scheme 62). Subsequently two different processes may be envisaged according to the source of fluoride anion, but in each case nucleophilic attack on the pentacoordinate silicon species 211 is involved.

First, attack of reactive fluoride anion (from R_4NF or TAS TMSF_2) on complex 211a would give a hexacoordinate difluoride complex 212 from which "free enolate" and $\text{Me}_3\text{SiF}_2^-$ may be formed.^{295,299,312} The "free enolate" is capable of reacting with aldehydes^{295b,299,300} or Michael acceptors^{307,310} and also with organic halides^{294,295} (Scheme 62). An important feature of this

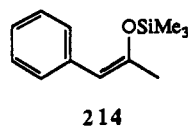
Scheme 62



mechanism is that $[\text{Me}_3\text{SiF}_2]^-$ appears as the silylating agent instead of Me_3SiF . The lack of reactivity of the isolated enolate **213** toward benzaldehyde, observed by Noyori et al.^{295b} supports this hypothesis (eq 145).



Furthermore it was shown^{295b} that when an excess of Me_3SiF (5 molar equiv), or of the silyl enol ether **214**,

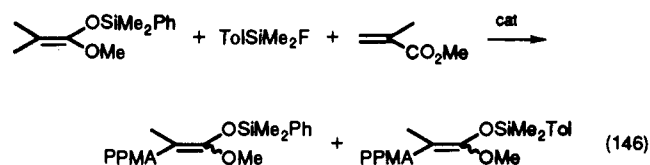


was added to the reaction mixture, the aldol condensation occurred smoothly to give the corresponding β -trimethylsilyloxy ketone (eq 145) demonstrating that Me_3SiF is not a good silylating agent.

Second, with less reactive fluoride anion, from KF or CsF under heterogeneous conditions, or from KHF_2 (used in the GTP process) the initial attack at the silicon center giving the pentacoordinate silicon intermediate **211b** still occurs, but the reactivity of fluoride anion

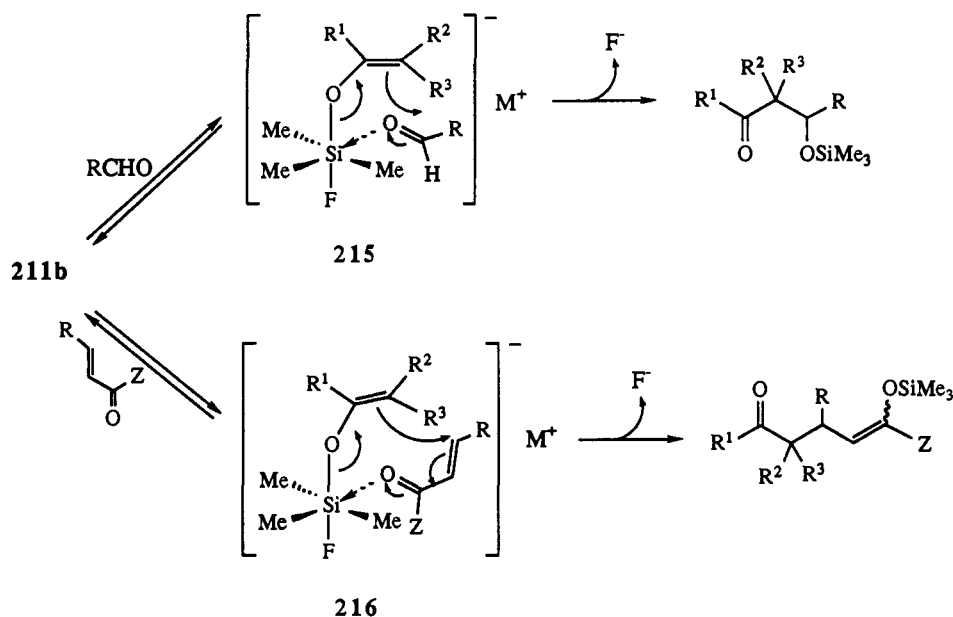
from these sources is not sufficient to displace the enolate ion. Under these conditions, the intermediate **211b** reacts with compounds having two reactive centers, such as carbonyl compounds,^{16,210,308} leading to hexacoordinate intermediates **215** or **216** (Scheme 63). However **211b** cannot react with compounds having no nucleophilic center such as organic halides²⁹⁶ (in contrast to the enolate formed from very reactive fluoride anions).

Studies²¹⁰ of the mechanism of GTP have clearly revealed the existence of these two mechanisms as a function of the fluoride anion source. Polymerization of methyl methacrylate in the presence of an equimolar quantity of tolyldimethylsilyl fluoride, with $\text{HF}_2^- \text{TAS}^+$ as catalyst (eq 146) (25–75 °C, 0.75 h) provides an

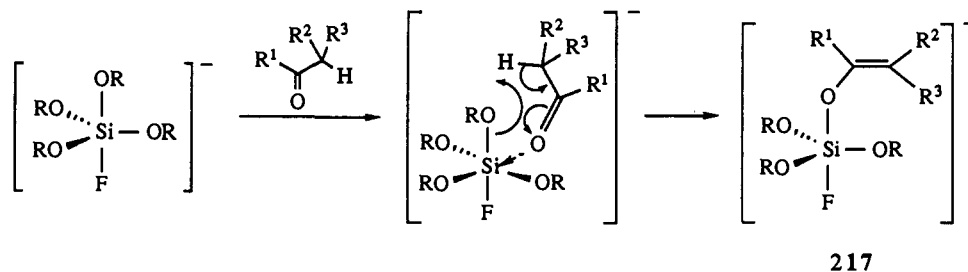


oligomer which contains no detectable tolyldimethylsilyl end groups. This result shows that the polymerization process does not involve a reversible, dissociative step. In contrast, with TAS TMSF_2 as catalyst, silyl group exchange occurs proving the formation of “free enolate” in this case. To suppress the silyl group exchange, low temperatures and short reaction times are required. The nondissociative mechanism is favored under these conditions with respect to the mechanism involving “free enolate”.

Scheme 63



Scheme 64

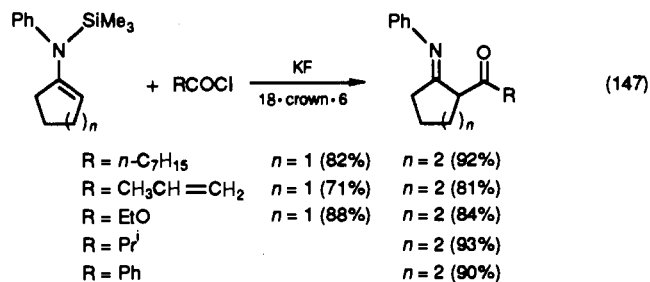


In the case of reactions promoted by the $(\text{RO})_4\text{Si}/\text{F}^-$ system, the coordination of F^- to $(\text{RO})_4\text{Si}$ gives a pentacoordinate species (Scheme 64), which is basic enough to promote silyl enol ether formation. The pentacoordinate complex 217, similar to 211, then reacts with carbonyl compounds as shown in Scheme 63.

C. Activation of the Si-N Bond

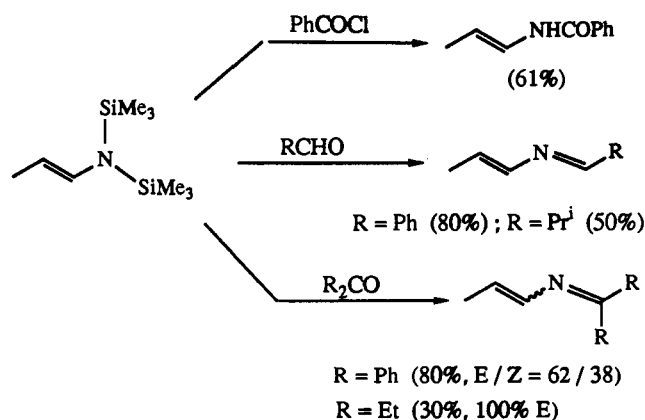
1. Silylenamines

N-Silylenamines react easily with acid chlorides in the presence of potassium fluoride and a catalytic amount of crown ether to afford β -keto imines in good yield⁸¹³ (eq 147).

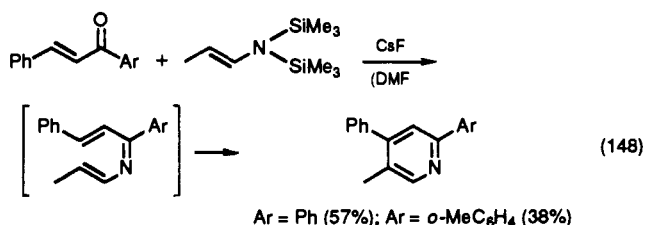


N,N-Bis(silyl)enamines⁸¹⁴ also need a catalyst such as CsF or TBAF to react with electrophilic compounds but the reaction leads to the formation of carbon-nitrogen bonds. Thus enamides are obtained from acid chlorides and 2-aza 1,3-dienes from carbonyl compounds (Scheme 65). Interestingly, chalcone-type enones react with *N,N*-bis(silyl)enamines to yield substituted pyridines, probably through cyclization of an intermediate azatriene (eq 148).

Scheme 65



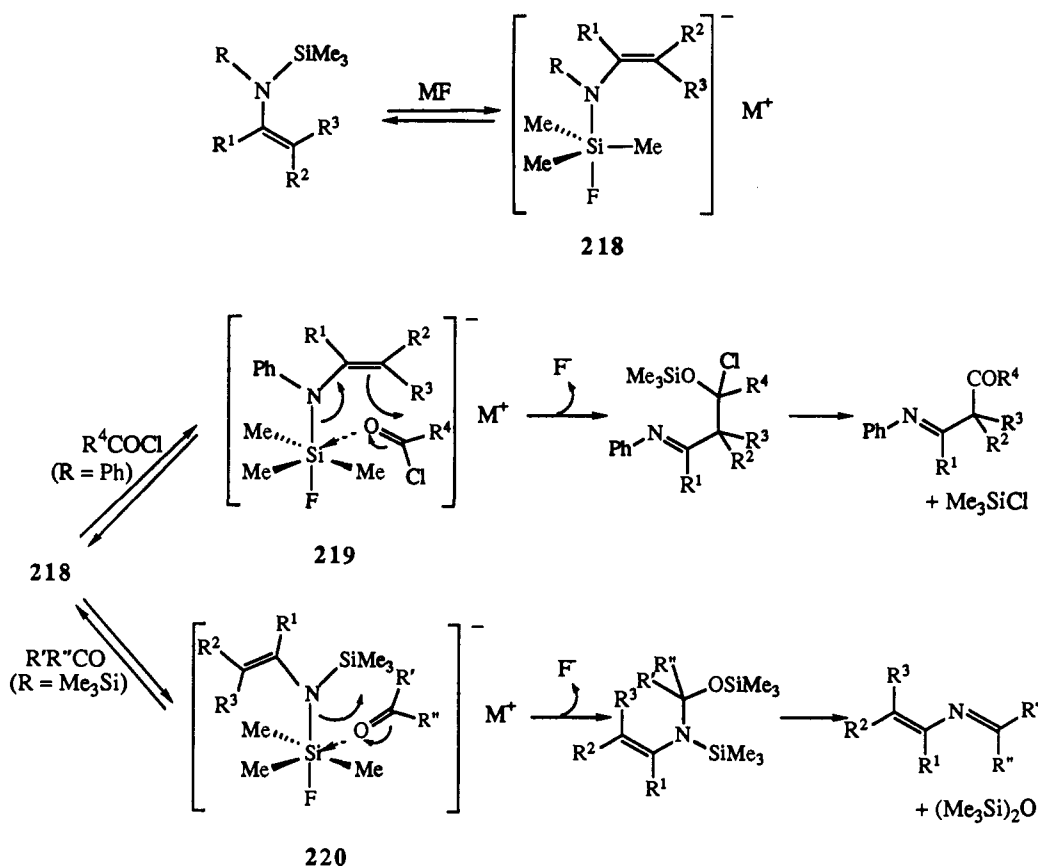
ridines, probably through cyclization of an intermediate azatriene (eq 148).



2. Mechanism

These results can be explained by the same mechanism as the one previously described (Scheme 66):

Scheme 66



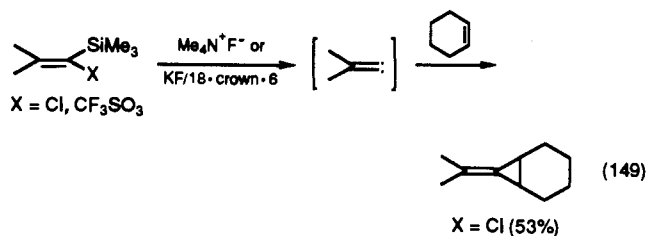
(1) Formation of pentacoordinate silicon species by coordination of F^- to the silicon center to give intermediate 218.

(2) Reaction of 218 with compounds having two reactive centers such as acid chlorides or carbonyl compounds through hexacoordinate intermediates 219 and 220 leading to carbon-carbon bond formation from *N*-silyl enamines and carbon-nitrogen bond formation from *N,N*-bis(silyl) enamines.

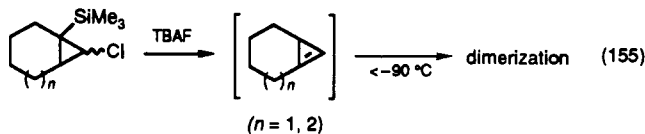
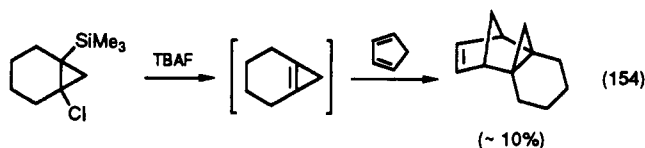
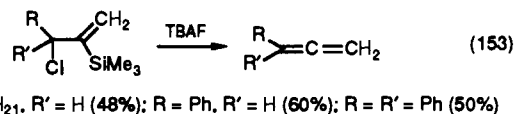
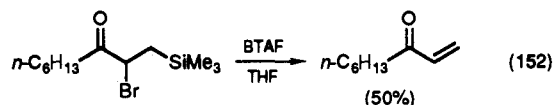
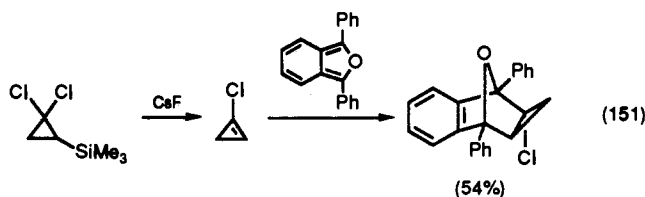
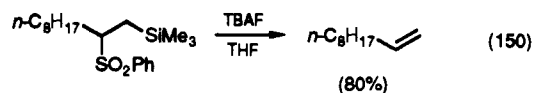
D. Activation of the Si-C Bond

1. Elimination Reactions

a. α -Elimination. Fluoride ion-promoted decomposition of (α -chlorovinyl)trimethylsilane³¹⁵ and of trimethylsilylvinyl triflate³¹⁶ provide alkylidene carbene under mild conditions and in good yield (eq 149).

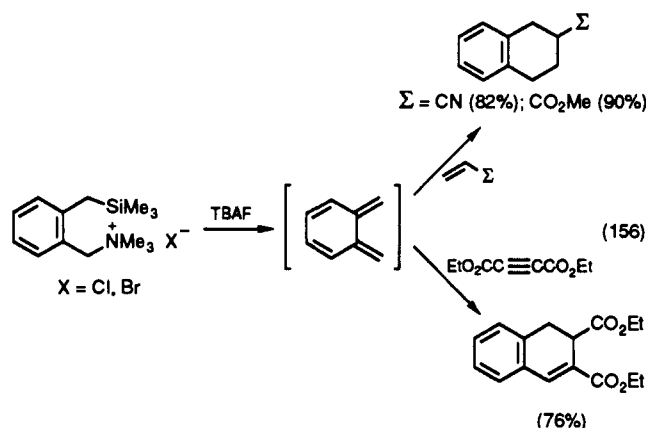


b. β -Elimination. β -Elimination of β -functionalized organosilicon compounds is also promoted by fluoride ion to give alkenes³¹⁷ (eq 150), cyclopropene³¹⁸ (eq 151), activated alkenes³¹⁹ (eq 152), or allenes³²⁰ (eq 153). This β -elimination reaction has recently been effected in the gas-phase, using a solid fluoride deposited on glass helices, to prepare 1,3-bridged cyclopropenes^{321,322} (eqs 154 and 155).

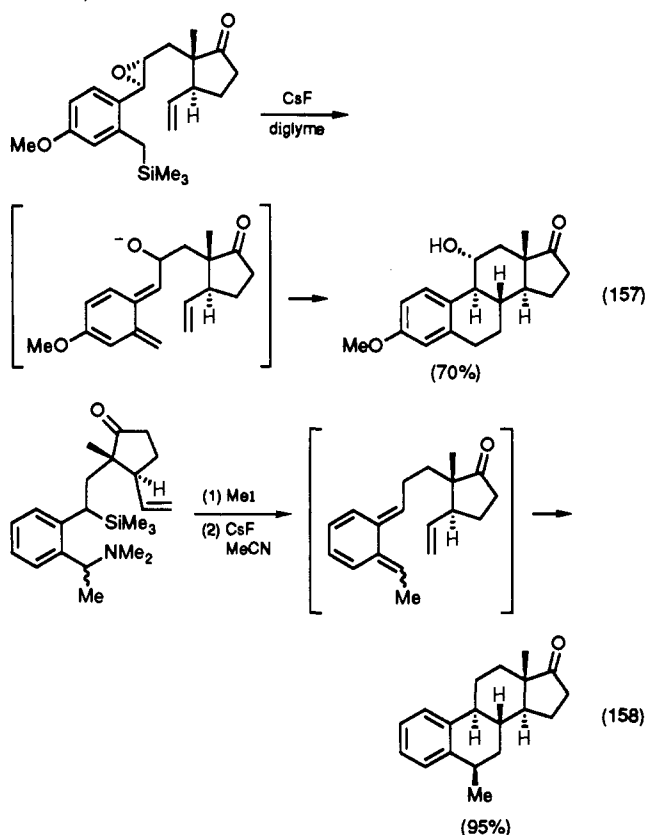


c. 1,4-Elimination. *o*-Xylylenes are efficiently prepared by fluoride anion-induced 1,4-elimination of [*o*-[(α -trimethylsilyl)alkyl]benzyl]trimethylammonium halides.³²³ They can be trapped by electron-

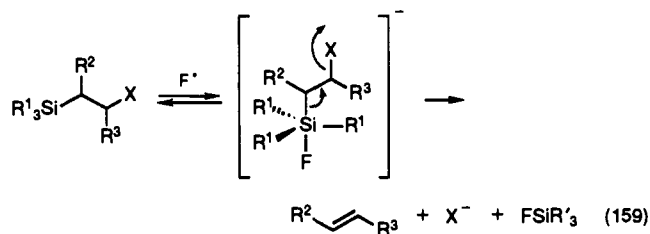
deficient olefins or acetylenes (eq 156). These reactions



constitute a new approach to the synthesis of polycyclic ring systems, including natural products (eqs 157³²⁴ and 158³²⁵).



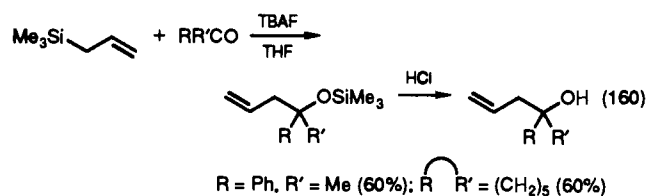
d. Mechanism. These reactions can be rationalized by a mechanism which involves, in the rate-determining step, the formation of a pentacoordinate silicon complex concerted with the cleavage of the silicon-carbon bond and the departure of the leaving group (eq 159).



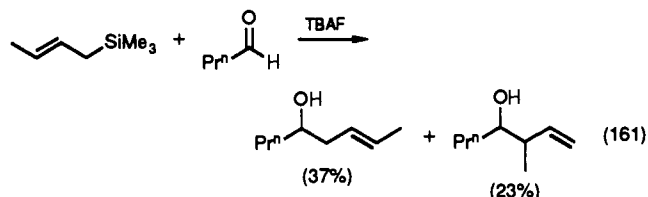
2. Activation of Allylsilanes

a. Reaction with Carbonyl Compounds. Considerable attention has been focused on the use of

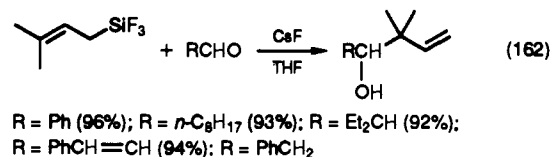
allylsilanes in organic synthesis.^{203,326,327} Sakurai et al. were the first to report the F-catalyzed reaction of allyltrimethylsilanes with aldehydes and ketones³²⁸ (eq 160). Crotyltrimethylsilane gives the two regioisomers



(eq 161) while (γ,γ' -dimethylallyl)trimethylsilane reacts without allylic rearrangement.³²⁸



The substituents on the silicon atom were found to affect the course of the reaction. Allylation of aldehydes with allyltrifluorosilanes activated by cesium fluoride gives in excellent yields, a single isomer resulting from allylic rearrangement³²⁹ (eq 162). Tetrabutylammo-



onium fluoride can also be used as a fluoride ion source, whereas potassium fluoride is less effective. The reaction is stereospecific. (*E*)-Crotyltrifluorosilane reacts with aldehydes to give three isomers, while erythro isomers are formed from (*Z*)-crotyltrifluorosilanes²¹¹ (eq 163 and Table 25). However, 20% of

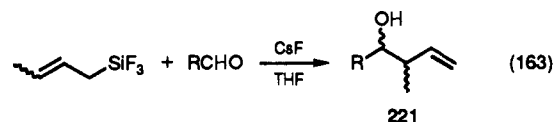


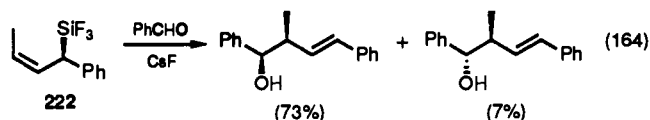
Table 25. Addition of (*E*)- and (*Z*)-Crotyltrifluorosilanes to Aldehydes RCHO in the Presence of CsF

aldehydes	allylsilane	alcohol 221	
		yield (%)	erythro/threo
R = Ph	<i>E</i>	92	99/1
	<i>Z</i>	96	1/99
R = <i>n</i> -C ₆ H ₁₇	<i>E</i>	96	99/1
	<i>Z</i>	89	2/98
R = $\begin{matrix} \text{Bu}^n \\ \diagdown \\ \text{CH} \end{matrix}$	<i>E</i>	68	99/1
	<i>Z</i>	90	10/90
R = PhCH=CH	<i>E</i>	77	98/2
	<i>Z</i>	77	3/97
R = $\begin{matrix} \text{Ph} \\ \diagdown \\ \text{CH} \\ \diagup \\ \text{Me} \end{matrix}$	<i>E</i>	91	99/1
	<i>Z</i>	92	10/90

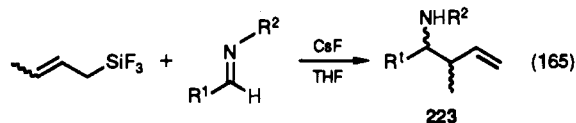
Table 26. Addition of (*E*)- and (*Z*)-Crotyltrifluorosilanes to Aldimines R¹CHNR² in the Presence of CsF

aldimines	allylsilane	amine 223	
		yield	erythro/threo
R ¹ = R ² = Ph	<i>E</i>	94	71/29
	<i>Z</i>	91	40/60
R ¹ = Ph, R ² = PhCH ₂	<i>E</i>	91	73/27
	<i>Z</i>	85	28/72
R ¹ = Ph, R ² = Pr ⁿ	<i>E</i>	81	71/29
	<i>Z</i>	75	28/72
R ¹ = R ² = Pr ⁿ	<i>E</i>	20	71/29
	<i>Z</i>	20	42/58
R ¹ = Pr ⁿ , R ² = Pr ⁿ	<i>E</i>	67	77/23
	<i>Z</i>	66	57/43

products without allylic rearrangement have been obtained from the chiral derivative **222**²⁰⁷ (eq 164).

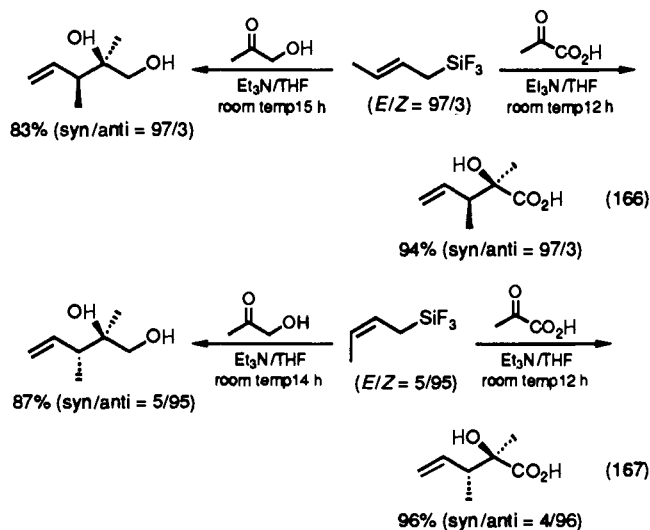


Crotyltrifluorosilanes react with aldimines³³⁰ in the presence of cesium fluoride to afford the corresponding homoallyl amines in high yields (eq 165 and Table 26).



Carbon-carbon bond formation occurs exclusively at the γ -carbon of the crotylsilanes. The stereoselectivity is low,³³⁰ nevertheless (*E*)-allylsilanes give mostly erythro isomers and (*Z*)-allylsilanes threo isomers.

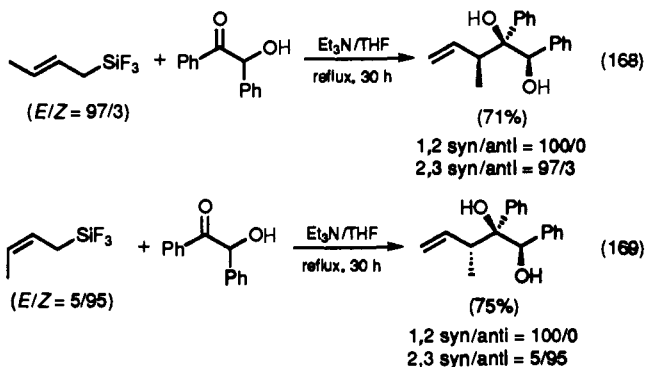
Allyltrifluorosilanes and allyltrialkoxysilanes react with α -hydroxyketones³³¹ or α -keto carboxylic acids²⁰⁴ in the presence of triethylamine to give the corresponding homoallyl alcohols. Protection of the hydroxyl group or the carboxyl group is not necessary. The reaction is highly regio- and stereoselective (eqs 166 and 167). Allyltrialkoxysilanes are less reactive



than allyltrifluorosilanes and require a rather longer reaction time. In contrast to α -hydroxy ketones,

aliphatic β - and γ -hydroxy ketones do not react under similar conditions.³³¹

Crotyltrifluorosilanes react with α -substituted α -hydroxy ketones to give the corresponding 1,2-diol with high 1,2-syn selectivity^{204,331} (eqs 168 and 169).



b. Reactions with α,β -Unsaturated Compounds.

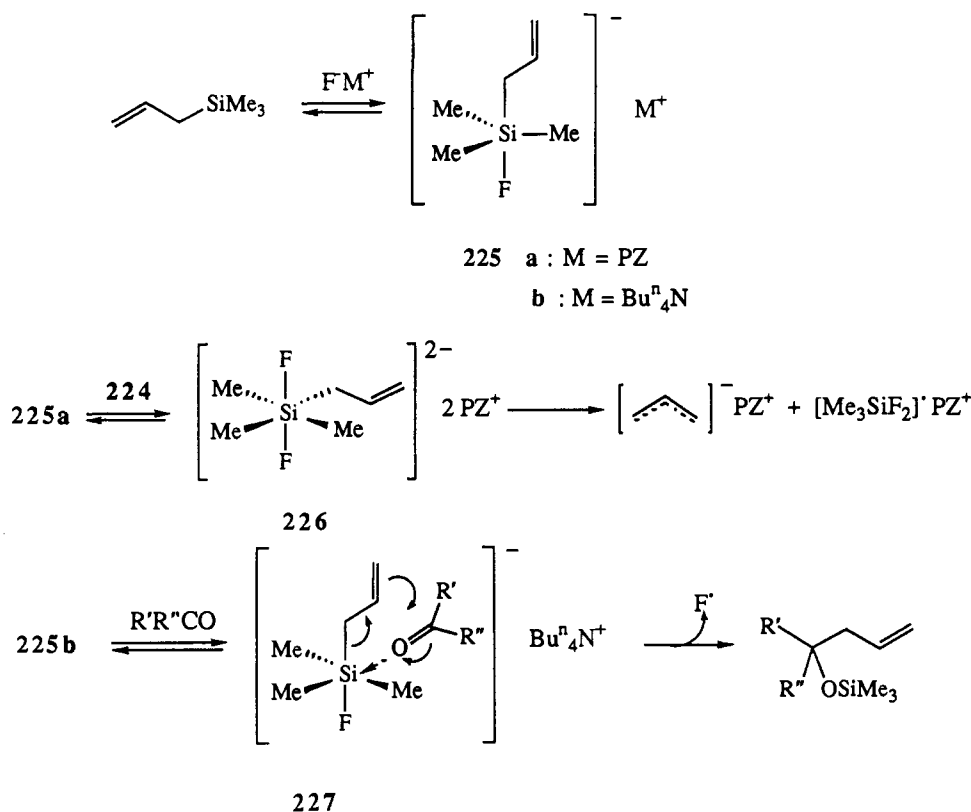
Alylation of a variety of Michael acceptors using trimethylallylsilane and fluoride catalysis has been investigated in detail.³³² It was found that the 1,2-/1,4-adduct ratio depends on the electrophile. With α,β -unsaturated ketones, both conjugate addition and 1,2-addition take place competitively. Cinnamaldehyde and α -methylcinnamaldehyde give only the 1,2-adduct, while α,β -unsaturated esters, nitriles, or amides without an acidic proton afford exclusively the 1,4-adduct (Table 27). Remarkably, the fluoride-induced allylation of polyene esters and nitriles provides 1,4-addition product exclusively, whereas cuprates prefer 1,6-conjugate addition.

Intramolecular allylation of various Michael acceptors with fluoride catalysis has been exploited.³³³ The

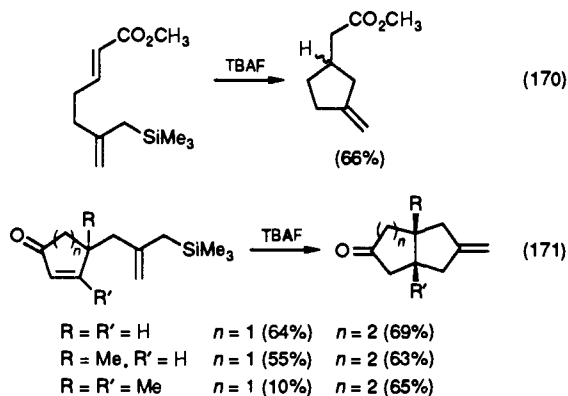
Table 27. TBAF-Catalyzed Reaction of Allyltrimethylsilane with $\alpha\beta$ -Ethylenic Carbonyl Compounds and Nitriles

Michael acceptor	product [yield (%)]
	 (86)
	 (25)
	 (57)
	 (58)
	 (50)
	 (20)
	 (26)
	 (65)
	 (90)
	 (80)
	 (63)
	 (37)

Scheme 67

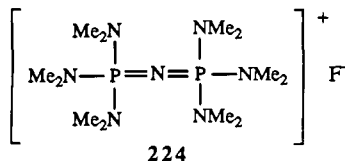


annulation takes place with both acyclic (eq 170) and cyclic (eq 171) unsaturated esters, nitriles, amides, and

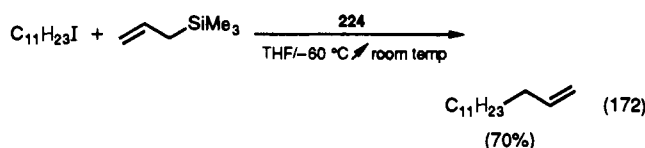


enones in contrast to the Lewis acid-catalyzed procedure. Moreover these intramolecular Michael condensations occur despite both enolizable protons and severe steric interactions. It was shown that optimum conditions for both inter- and intramolecular additions require only a catalytic quantity (ca. 0.2 equiv) of tetrabutylammonium fluoride (TBAF) as the fluoride source, with *N,N*-dimethylformamide as the solvent.³³³

c. Reaction with Organic Halides. For the first time, allyltrimethylsilane has been found to react with alkyl iodides³³⁴ in the presence of the very reactive phosphazanium fluoride (PZ⁺F⁻) **224** (eq 172). Two

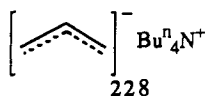


equivalents of **224** are necessary to perform the reaction and only minimal conversion can be achieved with 1 equiv of **224**.



d. Mechanism. To rationalize these allylation reactions two mechanisms may be proposed, as for the fluoride-catalyzed Si-O bond activation. In both cases the first step is the coordination of fluoride ion to the silicon atom to give the pentacoordinate species **225** (Scheme 67). Then the course of the reaction depends on the fluoride ion source. With the very reactive fluoride ion from the salt **224**³³⁴ further coordination occurs to give the hexacoordinate complex **226**, which decomposes to allyl anion and [Me₃SiF₂]⁻. The allyl anion then reacts with alkyl halide.³³⁴ The fact that 2 equiv of **224** are necessary to give a good yield of the coupling product supports this mechanism.

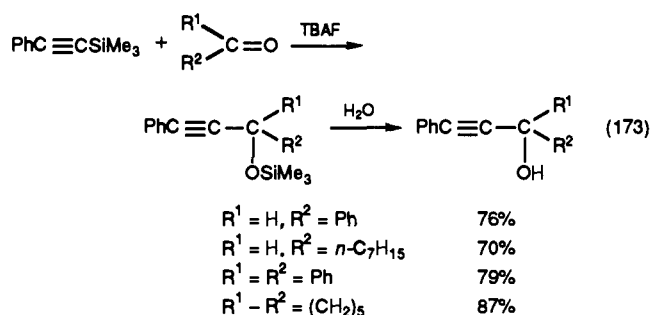
With less reactive fluoride ion (CsF, TBAF), displacement of the allyl anion does not occur. Instead, there is coordination of the carbonyl group to the silicon atom to give the hexacoordinate intermediate **227** which involves a six-membered cyclic transition state (Scheme 67). This geometry explains the high stereoselectivity observed. With trifluoroallylsilane the reaction is regioselective, with carbon-carbon bond formation occurring exclusively at the γ -carbon atom,³²⁹ whereas with trimethylsilane the reaction is not regioselective.³²⁸ In the case of allylation by trimethylallylsilane-TBAF, the formation of the allyl anion **228** was invoked.³²⁸ This seems to be unlikely since the reactive allyl anion



would react with the tetrabutylammonium ion. Moreover, it is important to note that, whereas TBAF acts as a source of reactive fluoride ion toward the Si-O bond, it does not show the same reactivity toward the Si-C bond, which is more difficult to cleave.

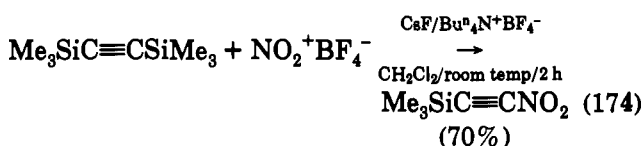
3. Activation of Alkynyl-, Propargyl-, Benzyl-, and Arylsilanes

1-Phenyl-2-(trimethylsilyl)acetylene adds to carbonyl compounds in the presence of a catalytic amount of fluoride ion (eq 173).^{335,336} Yields are generally good.

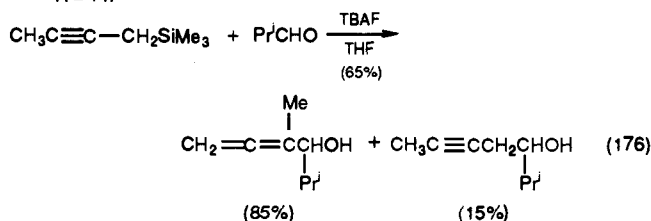
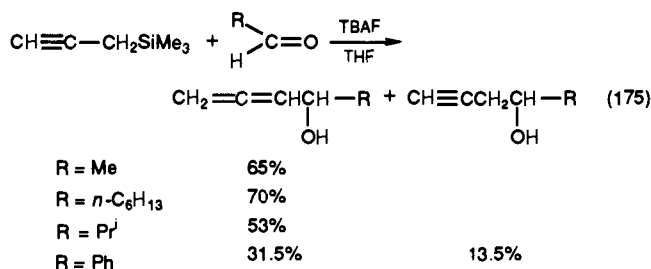


The source of fluoride can be TBAF in THF^{335,336} or KF/18-crown-6 ether in CH₂Cl₂ or THF.³³⁷

Nitro(trimethylsilyl)acetylene has been prepared by reaction of bis(trimethylsilyl)acetylene and nitronium tetrafluoroborate. The reaction rate appears to depend on the fluoride ion source. A combination of added Bu₄N⁺BF₄⁻ and CsF increases the nitration rate 4-fold (eq 174).³³⁸

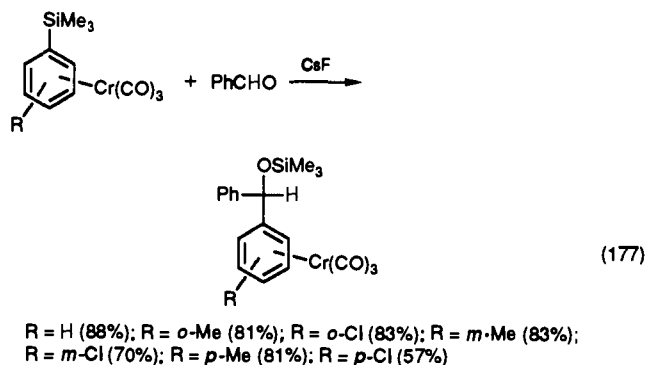


Propargyltrimethylsilane reacts with aliphatic aldehydes in the presence of TBAF to give α -allenic alcohols (eq 175). With α,β -unsaturated aldehydes and aromatic aldehydes a mixture of α -allenic and β -acetylenic alcohols was obtained³³⁹ (eq 175). A mixture of alcohols was also obtained³⁴⁰ from 1-(trimethylsilyl)-2-butyne (eq 176).



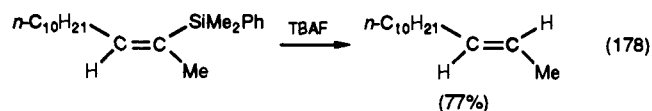
The transfer of a benzyl group from the corresponding organosilanes to various electrophiles has been reported. This reaction can be catalyzed by KF/18-crown-6, silica-supported TBAF,^{341,342} and TBAF.³⁴³ (Trimethylsilyl)benzenes activated in the 2-position by electron-withdrawing groups react with aldehydes, ketones, acid fluorides, acid anhydrides, and CO₂ in the presence of a catalytic amount of potassium *tert*-butoxide or fluoride anion in HMPA³⁴⁴ (Scheme 68).

In the same way, tricarbonylchromium complexes of (trimethylsilyl)benzene react³⁴⁵ with aromatic aldehydes and ketones in the presence of a catalytic amount of CsF (eq 177). The reaction takes place also with aliphatic aldehydes and enolizable ketones, but yields are lower.

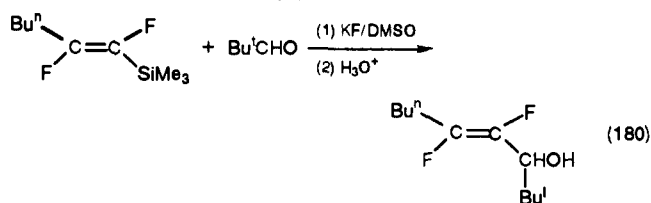
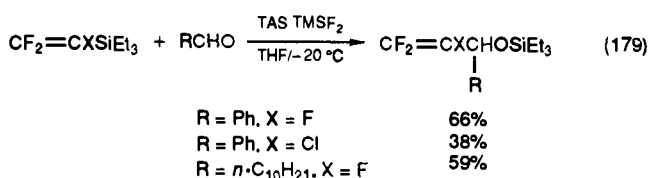


4. Activation of Alkenylsilanes

Bu₄NF proved to be effective in cleaving PhMe₂Si- and Ph₂MeSi-vinyl carbon bonds not only in vinylsilanes having a hydroxyl group at the β -carbon atom³⁴⁶ but also in simpler compounds³⁴⁷ (eq 178). The reaction

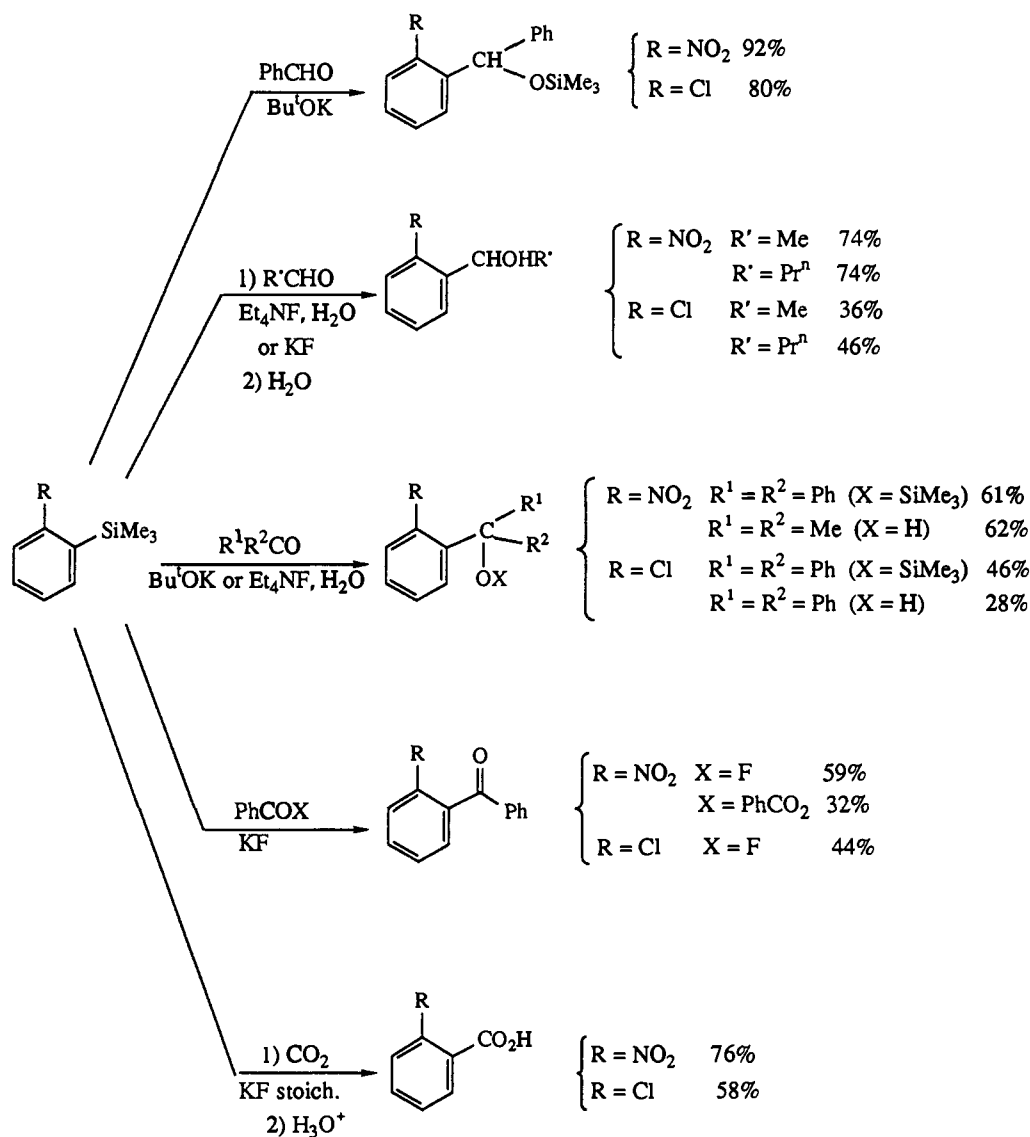


is highly stereospecific. Substitution of the silyl group by hydrogen proceeds with retention of configuration. All attempts to trap a supposed vinyl anion intermediate failed. Under the same conditions vinyltrimethylsilane is recovered unchanged. However (polyhalovinyl)silanes add to aldehydes in the presence of a catalytic amount of TAS TMSF₂ (eq 179)³⁴⁸ or with KF/DMSO (eq 180).³⁴⁹

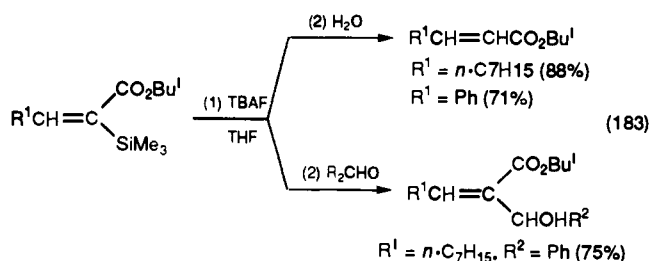
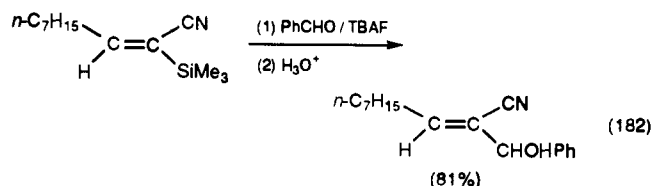
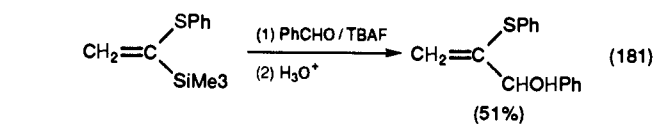


Vinylsilanes, having an anion-stabilizing group on the carbon bearing the silyl group, react with aldehydes

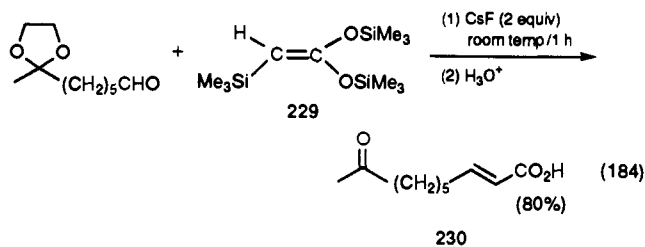
Scheme 68



and ketones in the presence of TBAF. The cleavage of the Si-C bond always proceeds with retention of configuration (eqs 181,³⁴⁷ 182,³⁵⁰ and 183³⁵¹).

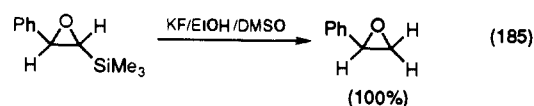


Recently, the tris(trimethylsilyl)ketene acetal **229** activated by CsF has been used³⁵² in the last step of the synthesis of the pheromone **230** (eq 184).

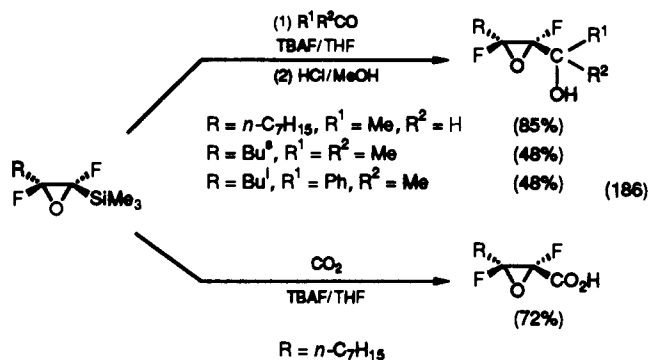


5. Activation of Silicon-Carbon Bonds in the α -Position of a Three-Membered Ring

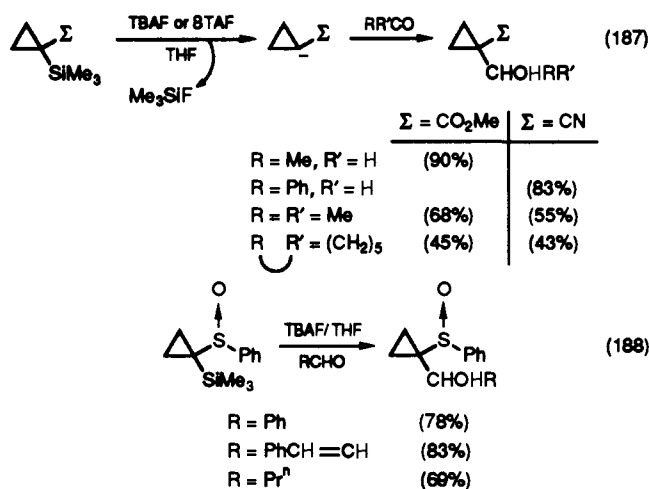
a. Oxiranylsilanes. The protodesilylation of some oxiranylsilanes by fluoride ion has been studied. It occurs with quantitative formation of the corresponding oxirane³⁵³ (eq 185) and with retention of configuration.³⁵⁴



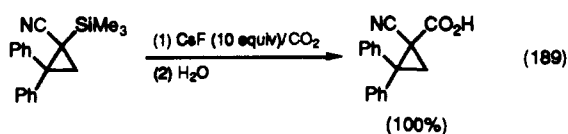
The cleavage of the Si-C bond by fluoride ion occurs more easily in oxiranylsilanes than in vinylsilanes of corresponding structure,³⁵³ and some addition reactions of oxiranylsilanes to carbonyl compounds have been carried out³⁵⁵ (eq 186).



b. Cyclopropylsilanes. α -Trimethylsilyl-substituted cyclopropanes bearing an electron-withdrawing group (CO_2Et ,³⁵⁶ CN ,³⁵⁶ $PhSO$,³⁵⁷ $N(NO_2)Me$ ³⁵⁸) are desilylated by fluoride ion to give condensation products with ketones (eqs 187³⁵⁶ and 188³⁵⁷).



The desilylation-carboxylation reaction of α -trimethylsilyl-substituted cyanocyclopropanes is quantitative³⁵⁹ in the presence of an excess of CsF (10 equiv) in DMF (eq 189).

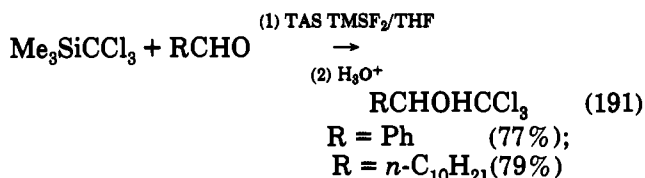
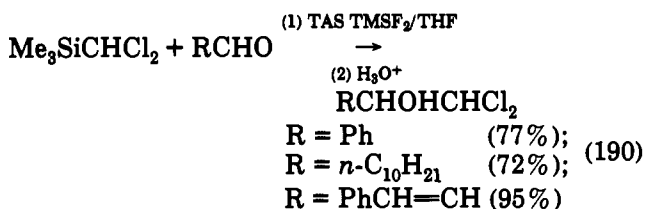


6. Activation of Trimethylsilyl Derivatives Bearing an Anion-Stabilizing Group in the α -Position

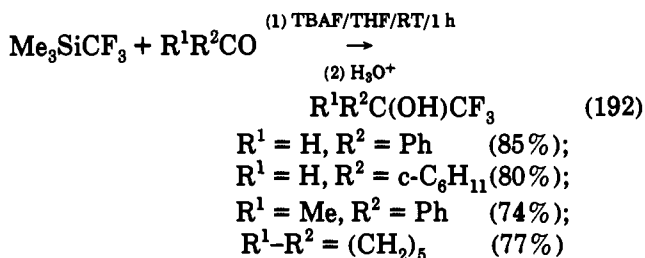
Silicon compounds with an anion-stabilizing group in the α -position can readily be activated by nucleophiles to give reactions of the carbanion resulting from Si-C cleavage.

a. Generation of Anion Equivalents. i. Activation of α -Halogenosilanes. (Dichloromethyl)- and

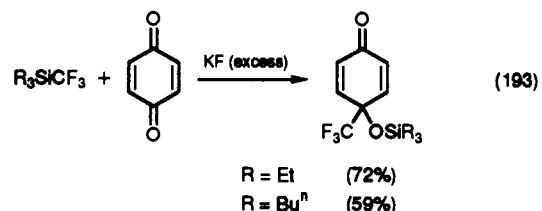
(trichloromethyl)trimethylsilanes react with aldehydes at room temperature in the presence of a catalytic amount of TAS $TMSF_2$ ³⁶⁰ (eqs 190 and 191).



In the same way, trifluoromethylation of carbonyl compounds is effected by (trifluoromethyl)trimethylsilane activated by a catalytic amount of TBAF³⁶¹ (eq 192). (Trifluoromethyl)trialkylsilanes also react with

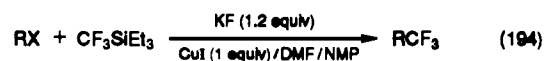


benzoquinone in the presence of an excess of KF to give dienones containing geminal trifluoromethyl and trialkylsiloxy substituents (eq 193). Similar reactions



occur with 1,4-naphthoquinone, 9,10-anthraquinone, and 9,10-phenanthrenequinone, as well as with alkyl-substituted quinones, but not with halogen-substituted quinones.³⁶²

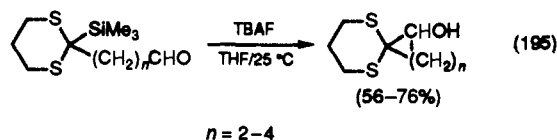
Fluoride ion induces cross-coupling of organic halides with (trifluoromethyl)trialkylsilane in the presence of $Cu(I)$ salts³⁶³ (eq 194).



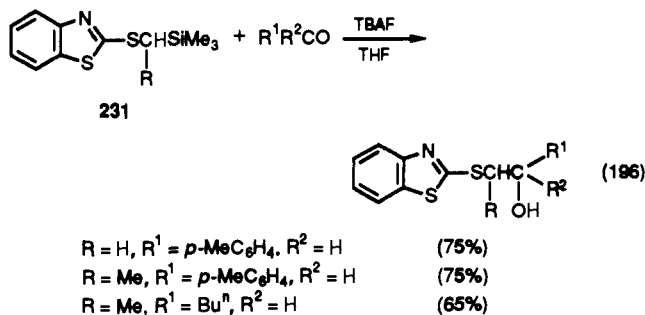
$RX = p\text{-MeC}_6\text{H}_4\text{I}$ (94%); $o\text{-MeC}_6\text{H}_4\text{I}$ (86%); $m\text{-MeC}_6\text{H}_4\text{I}$ (78%);
 $p\text{-MeC}_6\text{H}_4\text{I}$ (82%); $p\text{-MeOC}_6\text{H}_4\text{I}$ (48%); $p\text{-ClC}_6\text{H}_4\text{I}$ (35%);
 $p\text{-EtO}_2\text{CC}_6\text{H}_4\text{I}$ (94%); $p\text{-CH}_3\text{COC}_6\text{H}_4\text{I}$ (45%);
 $(Z)\text{-}n\text{-C}_8\text{H}_{17}\text{CH}=\text{CHI}$ (90%); $PhCH_2Br$ (73%);
 $PhCH=CHCH_2Br$ (23%).

ii. Activation of [(Organothio)methyl]trimethylsilanes. (2-Trimethylsilyl-1,3-dithian-2-yl)alkanals un-

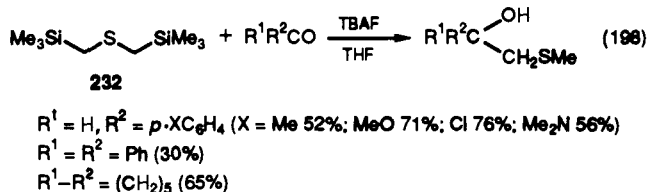
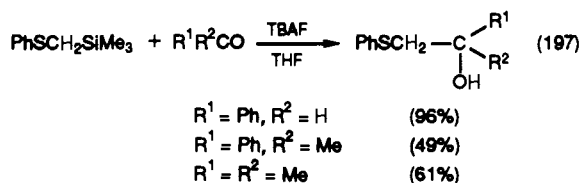
dergo cyclization in the presence of fluoride anion³⁶⁴ (eq 195). Intermolecular transfer of the 2-(trimethylsilyl)-1,3-dithiane group may also be induced but with variable yields.



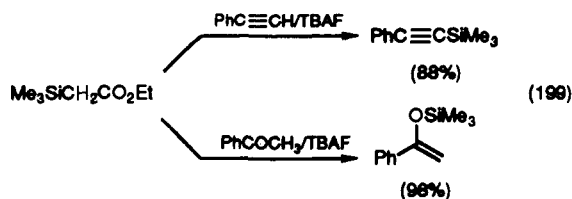
Compound 231 reacts in the presence of a catalytic amount of TBAF with aldehydes and ketones³⁶⁵ (eq 196). Although (arythio)methylsilanes are excellent



reagents for (arythio)methylation³⁶⁶ (eq 197), fluoride ion promoted (alkylthio)methylation from (alkylthio)methylsilanes is ineffective. In contrast bis(trimethylsilyl)methylsulfide (232) reacts with aldehydes and ketones in the presence of TBAF to afford the corresponding β -hydroxyethyl sulfide³⁶⁷ (eq 198).

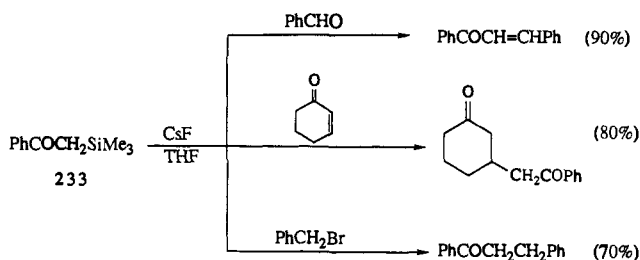


b. Activation of (Trimethylsilyl)acetate and (Trimethylsilyl)acetonitrile. In the presence of a catalytic amount of TBAF, ethyl (trimethylsilyl)acetate silylates compounds containing an acidic hydrogen in excellent yields³⁶⁸ (eq 199). With nonenolizable car-

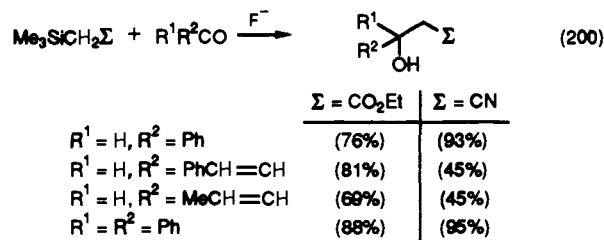


bonyl compounds, ethyl (trimethylsilyl)acetate in the presence of TBAF³⁶⁹ and also (trimethylsilyl)acetonitrile in the presence of TAS TMSF₂³⁷⁰ give β -hydroxy esters or nitriles respectively in good yields (eq 200). In the same way transfer of the PhCOCH₂⁻ ion occurs on

Scheme 69

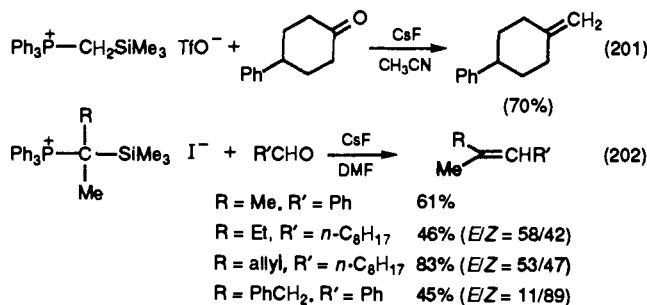


reaction of 233 with various electrophiles (Scheme 69) in the presence of a stoichiometric amount of CsF.³⁷¹

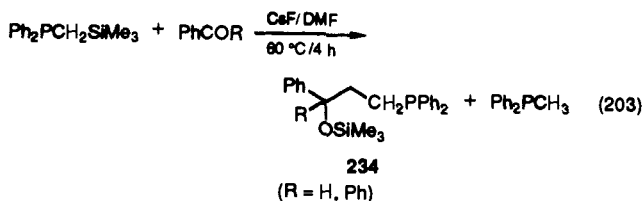


c. Generation of Ylide Equivalents. Cesium fluoride-induced desilylation also occurs readily with a variety of systems of the type (CH₃)₃SiCH₂Y in which Y is a group containing a phosphorus, sulfur, or nitrogen atom.

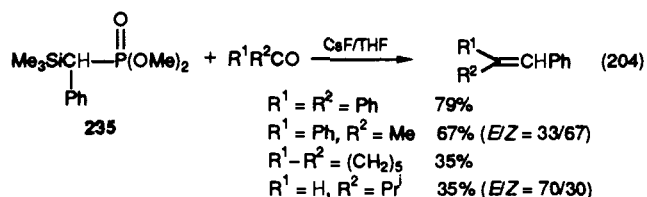
i. Phosphorus Derivatives. CsF in acetonitrile induces a Wittig reaction between α -silylphosphonium salts and carbonyl compounds (eqs 201³⁷² and 202³⁷³).



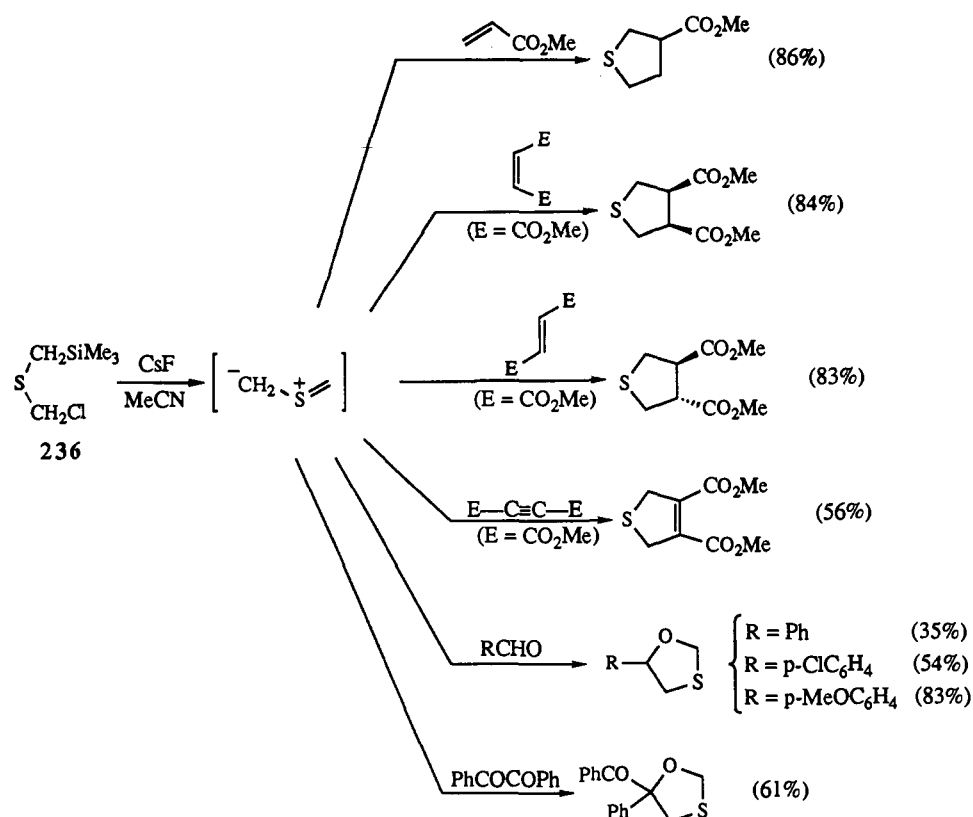
Diphenyl[(trimethylsilyl)methyl]phosphine also reacts with benzaldehyde or benzophenone in the presence of CsF to give the silyl ether 234 together with a small amount of Ph₂PCH₃³⁷⁴ (eq 203). Protodesilylation



occurs with enolizable carbonyl compounds. In the same way (α -silylalkyl)phosphonate 235 reacts with carbonyl compounds to give a Horner-Emmons type reaction^{375,376} (eq 204) in the presence of a stoichiometric



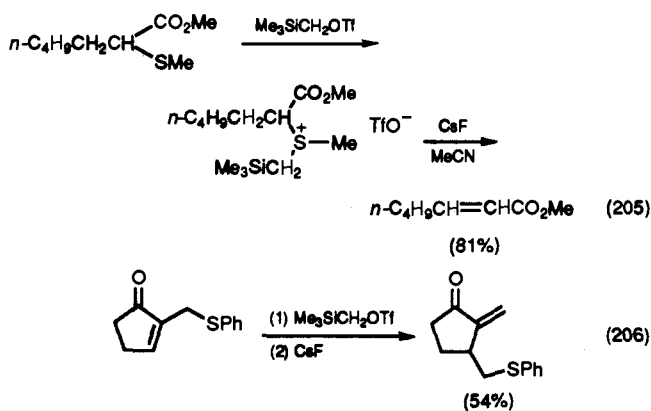
Scheme 70



amount of CsF, which is the best fluoride source for this reaction.

ii. *Sulfur Derivatives.* Chloromethyl (trimethylsilyl)methyl sulfide (236), activated by CsF, reacts with activated alkenes and alkynes as a thiocarbonyl ylide synthon to give tetrahydro and dihydrothiophen derivatives.³⁷⁷ 236 reacts similarly with carbonyl compounds to give 1,3-oxathiolanes³⁷⁸ (Scheme 70).

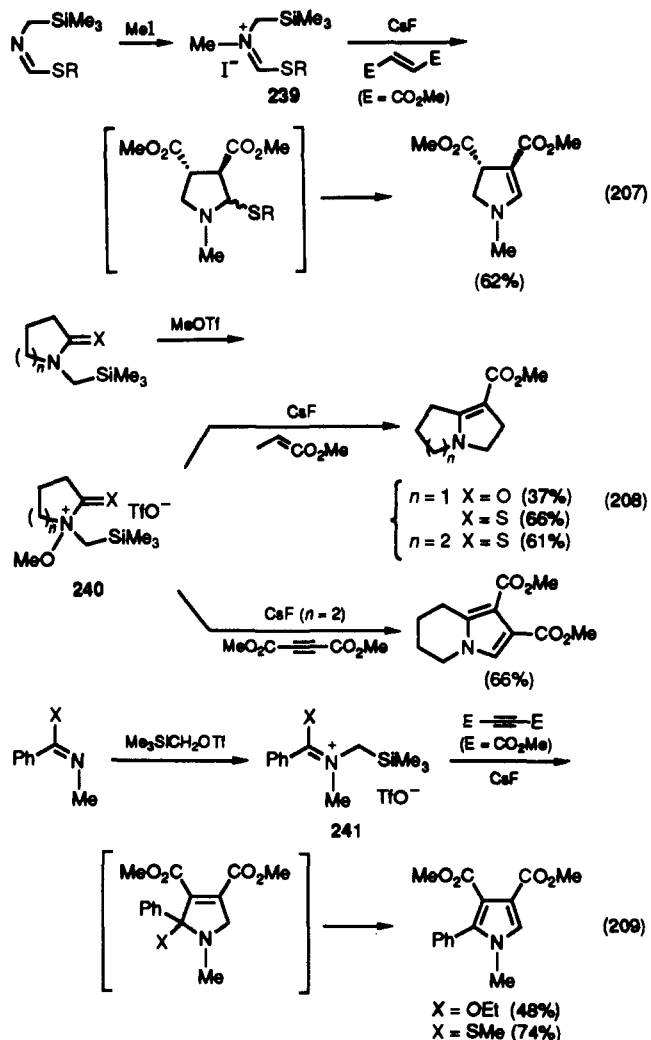
[(Trimethylsilyl)methyl]sulfonium salts when treated by CsF undergo apparent five-center fragmentation to alkenes (eqs 205³⁷² and 206³⁷⁹). In the presence of



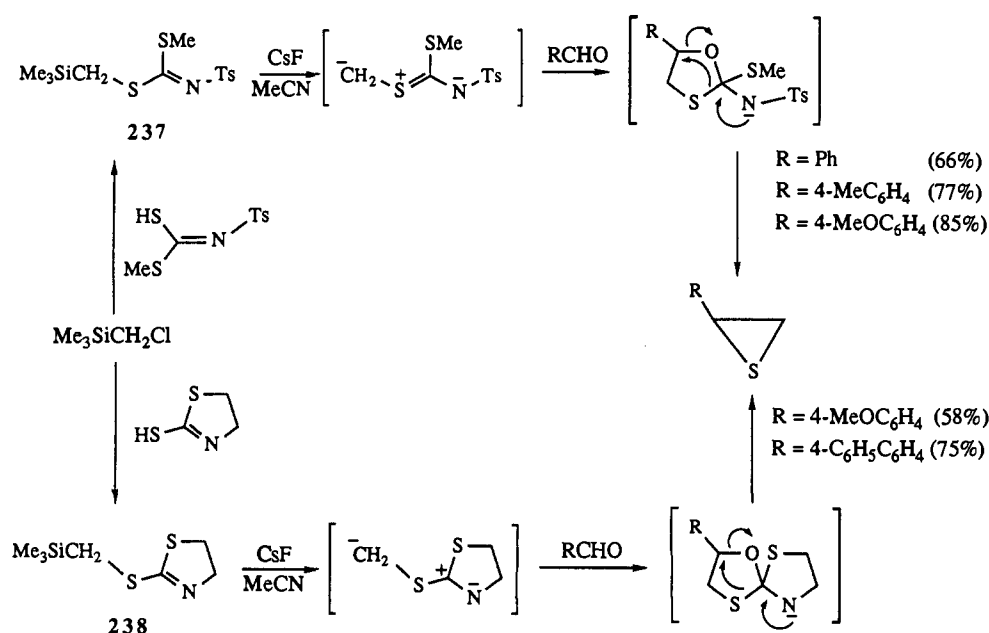
CsF, compounds 237 and 238, easily obtained from (chloromethyl)trimethylsilane, react with aldehydes to give thiiranes³⁸⁰ (Scheme 71).

iii. *Nitrogen Derivatives.* Compounds 239–242 react with electrophilic alkenes to give (3 + 2) cycloaddition reactions when activated by fluoride anion (eqs 207,³⁸¹ 208,³⁸² and 209³⁸³ and Scheme 72³⁸⁴).

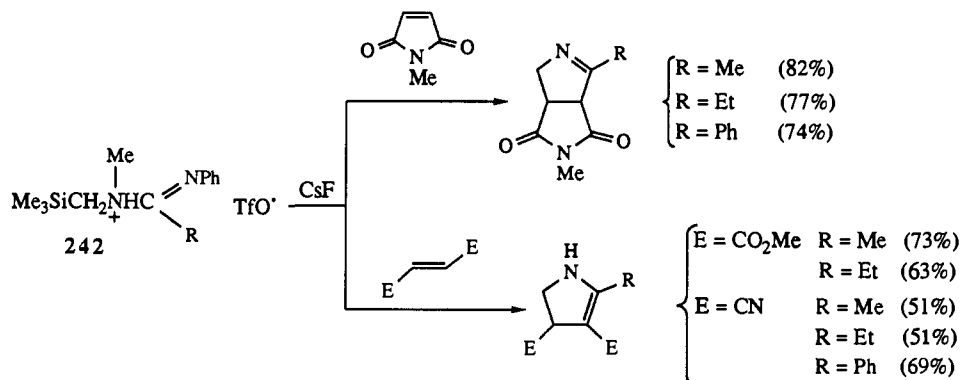
Compounds 243 and 244 are also activated by CsF to give azomethine ylide equivalents which react with



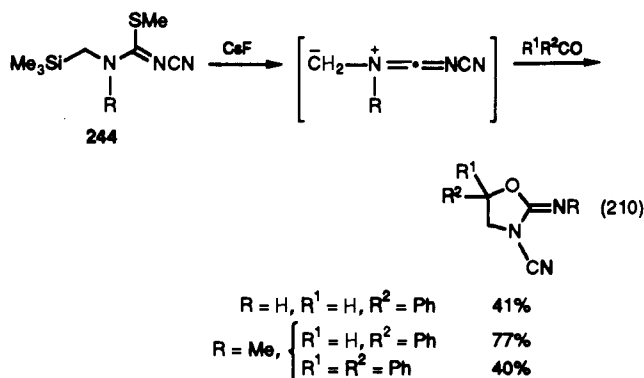
Scheme 71



Scheme 72

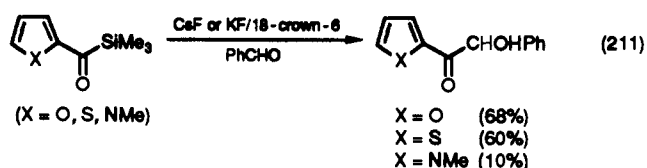


electrophilic alkenes or carbonyl compounds (Scheme 73³⁸⁵ and eq 210³⁸⁶).

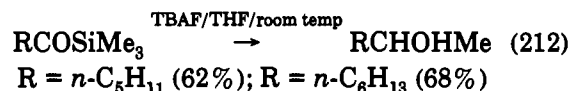


d. Activation of Acylsilanes. Benzoyltrimethylsilane, activated by KF/18-crown-6, CsF, or TBAF, reacts with water, organic halides, and carbonyl compounds to give aldehydes, ketones, and hydroxy ketones^{387,388} (Scheme 74). This reaction has been extended to heteroacylsilanes. It proceeds with benzaldehyde (eq 211), PhCOCH₂Br, PhCH₂Br, and PhCH = CHCH₂I, but not with ketones or allyl bromide.³⁸⁹

Alkanoyltrimethylsilanes are less reactive than aroyltrimethylsilanes and require elevated temperatures and

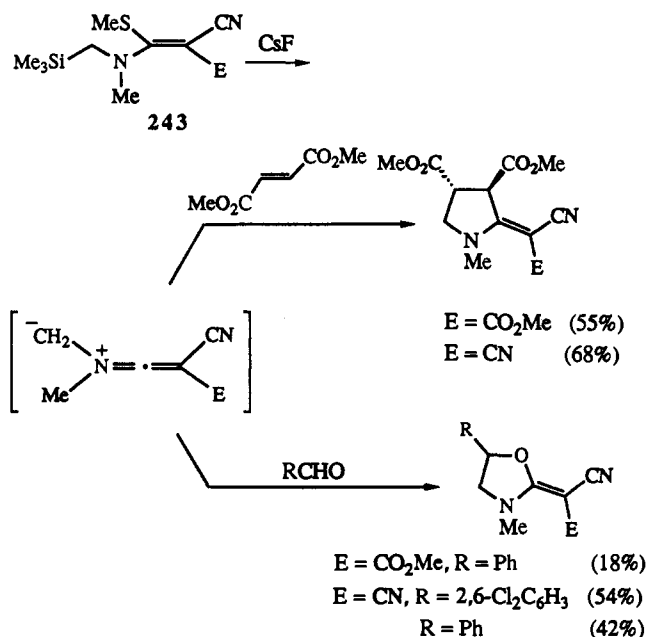


the presence of an acid to give an aldehyde.³⁹⁰ In the absence of acid, an alcohol is obtained, arising from an unusual migration of the alkyl or aryl group from the silicon atom to the carbonyl carbon atom³⁹⁰ (eq 212).

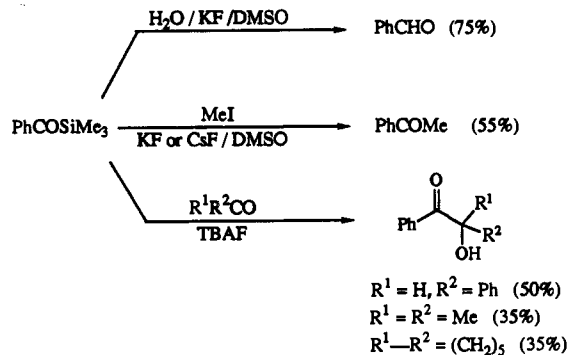


e. Mechanism. The reactions described in sections 5 and 6 have not been studied from a mechanistic point of view. Most of them have been interpreted by the formation of a stabilized anion (for example, eq 187). However these reactions can also be rationalized by a mechanism similar to the one proposed for Si-H, Si-O, and Si-N activation and involving penta- and hexacoordinate intermediates. The nucleophilic catalyst coordinates to the silicon atom to provide a pentacoordinate species in which the Si-C bond is lengthened. This process induces a partial negative charge on one ligand which is stabilized by the α -electron-withdrawing substituent (halogen, sulfur, ester group, etc.). This

Scheme 73



Scheme 74



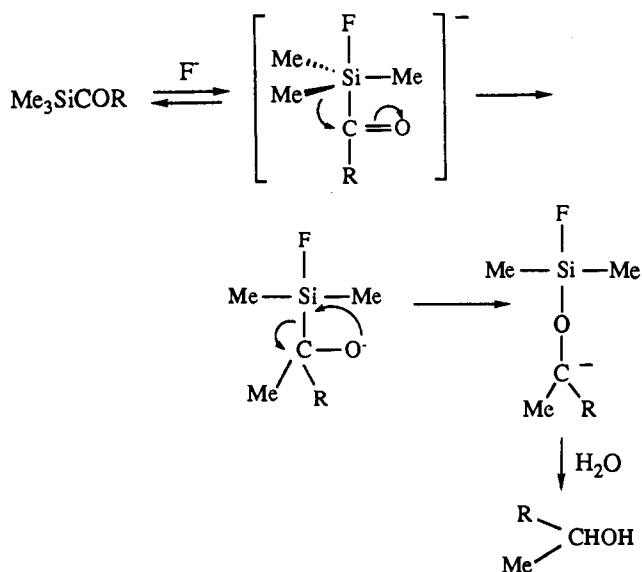
intermediate may then react with an electrophile via a hexacoordinate intermediate, with formation of a new C-C bond and cleavage of the Si-C bond. This interpretation although less classical agrees with the experimental results.

The migration of the methyl group of acylsilanes³⁹⁰ from the silicon to the carbonyl group can take place as shown in Scheme 75.

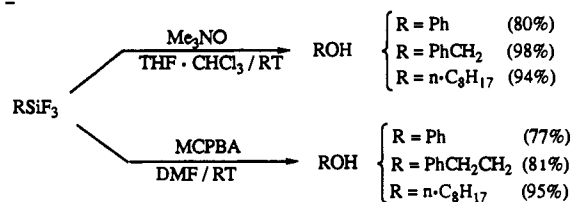
7. Oxidative Si-C Bond Cleavage of Organotrifluorosilanes

Trifluoroalkyl- and trifluoroarylsilanes are oxidized by trimethylamine *N*-oxide in a THF-HCCl₃ mixture³⁹¹ or by *m*-chloroperbenzoic acid²⁶⁶ in DMF (Scheme 76). Both oxidizing reagents oxidize *exo*-norbornyltrifluorosilane with retention of configuration. It has been shown³⁹¹ that (*E*)- and (*Z*)-crotyltrifluorosilanes are oxidized stereospecifically by trimethylamine *N*-oxide into (*E*)- and (*Z*)-crotyl alcohols, respectively. The likely mechanism of these oxidative reactions is shown in Scheme 77. Complexation of trimethylamine *N*-oxide or of *m*-chloroperbenzoic acid gives pentacoordinate complexes 245 and 246 within which 1,2-migration of an organic group can occur. *m*-Chloroperbenzoic acid also oxidizes difluorodiorganosilanes²⁶⁸ but more slowly, the reaction being greatly accelerated

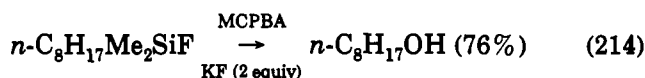
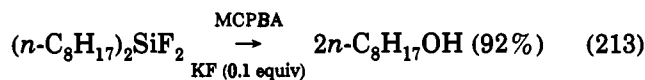
Scheme 75



Scheme 76

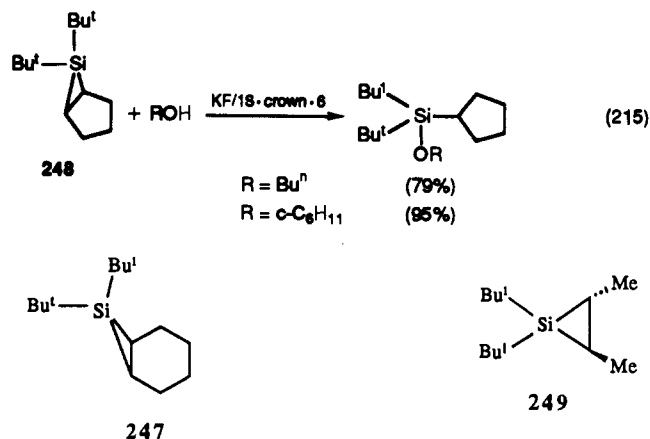


in the presence of a catalytic amount of KF (eq 213 and Scheme 78). Monofluorotriorganosilanes are also oxidized but in the presence of 2 equiv of KF (eq 214).



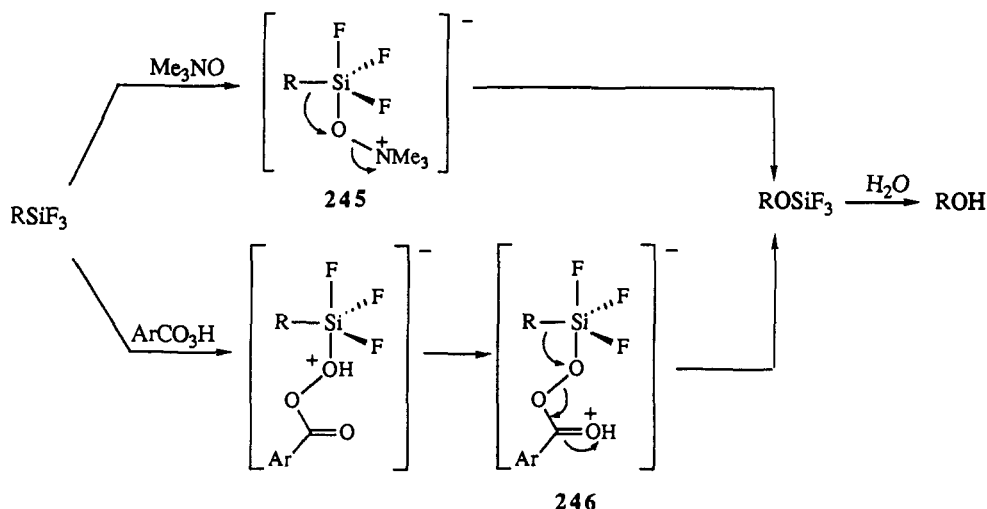
8. Potassium Fluoride Activated Alcoholysis of Hindered Siliranes

The rate of alcoholysis of 1,1-di-*tert*-butylsiliranes 247-249 was observed to be significantly accelerated in the presence of 10% KF and still further enhanced by the addition of 1% of 18-crown-6 ether³⁹² (eq 215). This

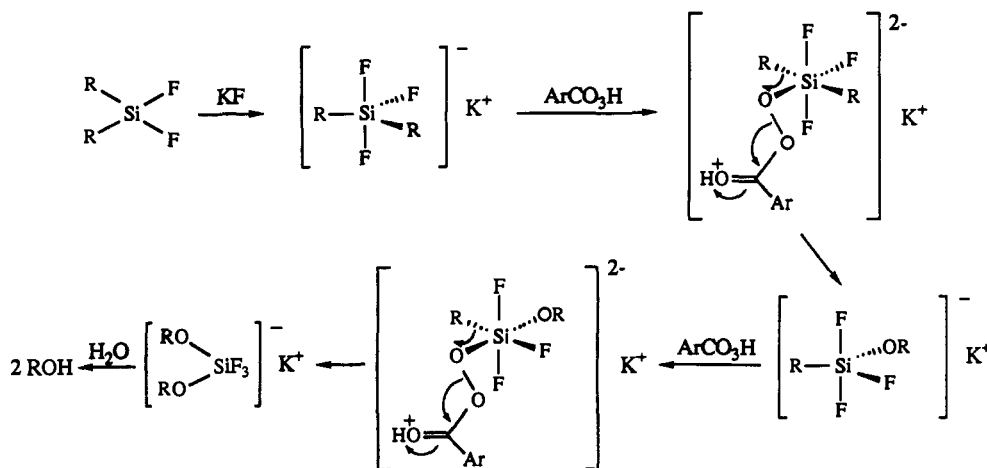


catalytic process may be explained by rapid coordination of fluoride to the siliranes, with formation of a

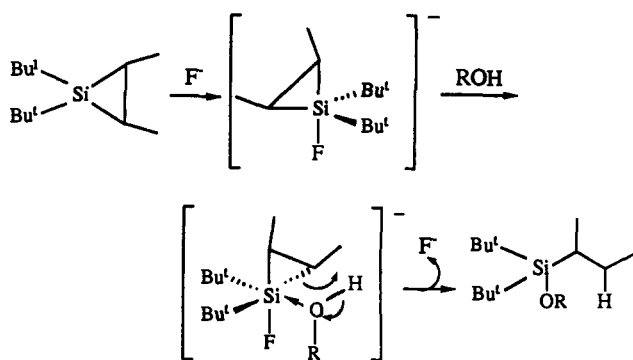
Scheme 77



Scheme 78



Scheme 79



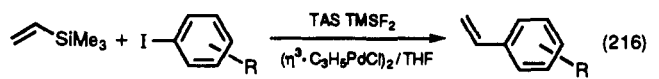
pentacoordinate species, followed by attack of the alcohol at silicon giving a hexacoordinate silicon intermediate (Scheme 79).

E. Palladium-Catalyzed Cross-Coupling Reactions of Organosilicon Compounds with Aryl and Vinyl Halides and Triflates in the Presence of Fluoride Ion

Hiyama and Hatanaka³⁹⁸ found that organosilicon compounds react with aryl or alkenyl halides (or triflates) when activated by a stoichiometric amount of fluoride ion in the presence of a palladium catalyst.

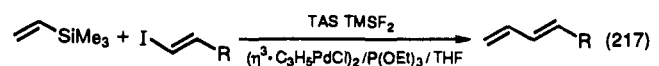
1. Cross-Coupling Reactions of Vinylsilanes

Trimethylvinylsilanes in the presence of TAS TMSF_2 and $(\eta^3\text{-C}_3\text{H}_5\text{PdCl})_2$ couple the vinyl group with aryl iodides³⁹⁴ (eq 216). HMPA is a satisfactory solvent.



R = *p*-Me (89%); R = *p*-NO₂ (83%); R = *p*-NH₂ (85%); R = *p*-COCH₃ (86%)

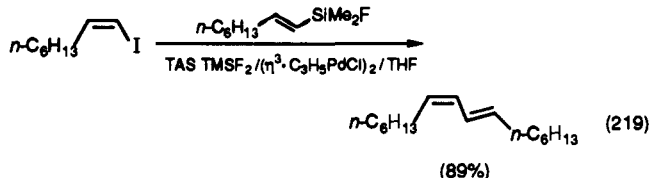
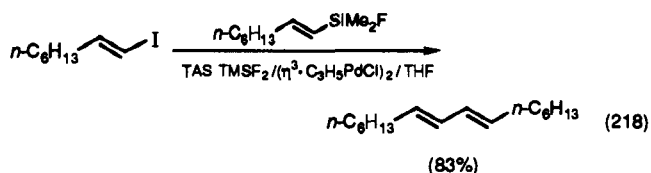
With vinyl iodides, P(OEt)₃ in THF is required to accelerate the reaction and improve the yield of the coupled products (eq 217). The reaction proceeds



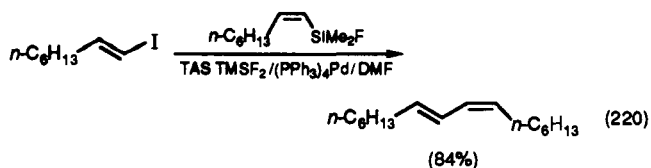
R = *n*-C₈H₁₃ (100%); R = (CH₂)₈CO₂CH₃ (88%); R = (CH₂)₈COCH₃ (67%); R = (CH₂)₈CHO (52%)

stereo- and chemoselectively in all cases. Introduction of one or two fluorine atoms onto the silyl group of vinylsilanes greatly accelerates the coupling reaction with alkenyl iodides.³⁹⁵ Surprisingly, the effect is most marked on substitution of a single methyl group by fluorine, the SiF₃ group completely inhibiting the reaction. The reaction proceeds with retention of configuration for both the starting vinylsilane and the

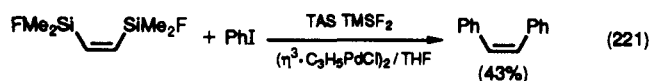
iodoalkene, providing a general and highly stereospecific route to 1,3-dienes (eqs 218 and 219). It is worth noting



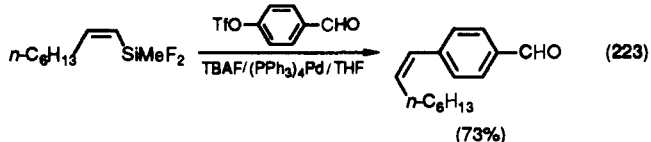
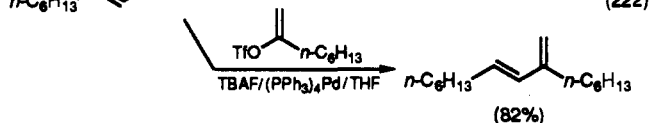
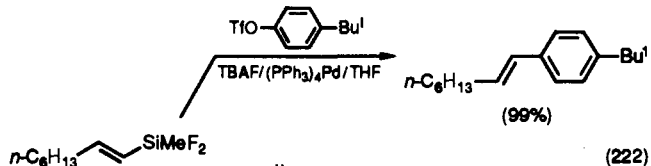
that a *Z* and *E* isomerization was observed in the coupling reaction between (*Z*)-1-(dimethylfluorosilyl)-1-decene with (*E*)-1-iodo-1-octene in THF and with ($\eta^3\text{-C}_3\text{H}_5\text{PdCl}$)₂ as catalyst. This isomerization can be avoided by using (PPh₃)₄Pd as catalyst in DMF as solvent³⁹⁵ (eq 220). Coupling at both ends of the double



bond can be achieved in one step, starting from bis-(dimethylfluorosilyl)ethene³⁹⁵ (eq 221). Selective re-

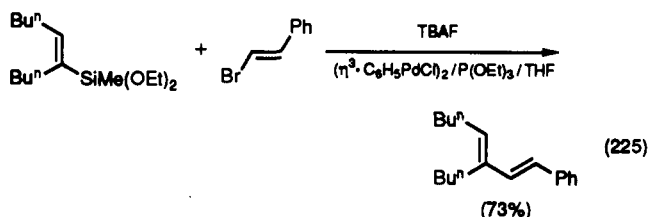
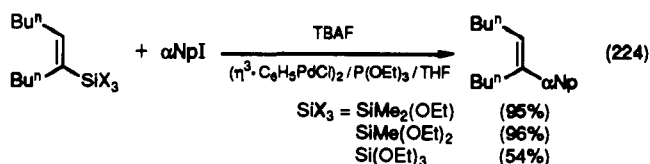


action of the FMe₂Si group in the bis(silyl)ethene 250 allows the preparation of substituted vinyltrimethylsilanes³⁹⁵ (Scheme 80). Mono-, di-, and even trifluorovinylsilanes couple with aromatic and vinyl triflates with high stereospecificity and chemoselectivity. The reaction takes place in the presence of TBAF (but not in the presence of KF or TAS TMSF₂) as fluoride ion source, with (PPh₃)₄Pd as catalyst³⁹⁶ (eqs 222 and 223).



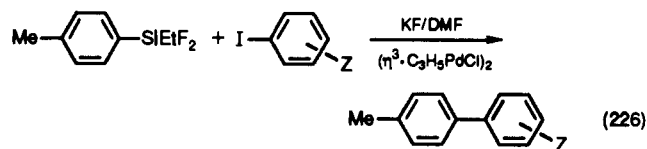
This reaction is not limited to vinylfluorosilanes. Indeed vinyl mono-, di-, and to a lesser degree tri-

alkoxysilanes also couple with aromatic iodides and vinyl bromides³⁹⁷ (eqs 224 and 225).

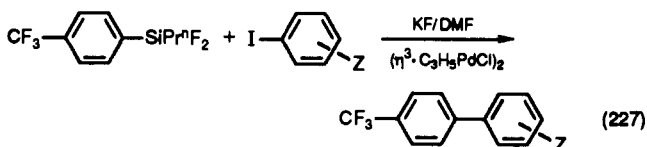


2. Cross-Coupling Reactions of Arylsilanes

Cross-coupling reactions occur between arylmono- or difluoro (but not trifluoro) silanes and aryl iodides in the presence of a catalytic amount of ($\eta^3\text{-C}_3\text{H}_5\text{PdCl}$)₂ and 2 equiv of KF in DMF.³⁹⁸ The reaction proceeds also with TBAF but not with TAS TMSF₂ (eqs 226 and 227). This reaction is highly chemose-

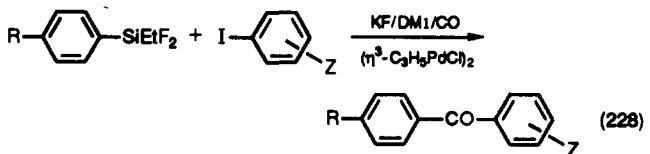


Z = *o*-MeO (45%); Z = *m*-MeO (83%); Z = *m*-CH₂OH (86%);
Z = *p*-CN (67%)



Z = *m*-MeO (52%); Z = *m*-CH₂OH (67%); Z = *p*-OAc (47%)

lective since it takes place in the presence of a variety of reactive functional groups including ester, ketone, aldehyde, cyano, and even hydroxyl groups. With aryl difluoromethylsilanes, transfer of the methyl group is observed.³⁹⁸ When the reaction is conducted under 1 atm of CO in *N,N*-dimethyl-2-imidazolidinone (DMI), diaryl ketones are obtained³⁹⁹ (eq 228). This reaction is quite general.

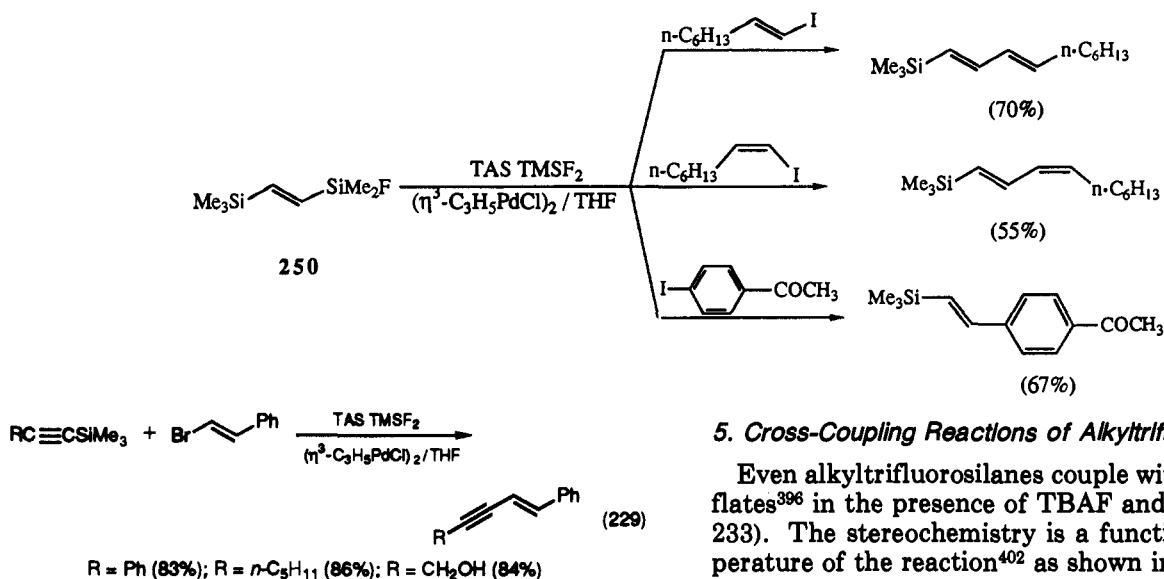


R = H: Z = *p*-CN (60%), Z = *p*-CO₂Me (61%)
R = Me: Z = *p*-COMe (91%), Z = *p*-OEt (69%)

3. Cross-Coupling Reactions of Alkynylsilanes

Alkynyltrimethylsilanes react with vinyl bromides to give 1,3-enynes³⁹⁴ (eq 229). The reaction proceeds with retention of the double-bond geometry of the vinyl halide. Stereodefined 1,5-dien-3-yne have been obtained⁴⁰⁰ by the palladium-catalyzed cross-coupling reaction of Me₃SnC≡CSiMe₃ with successively an

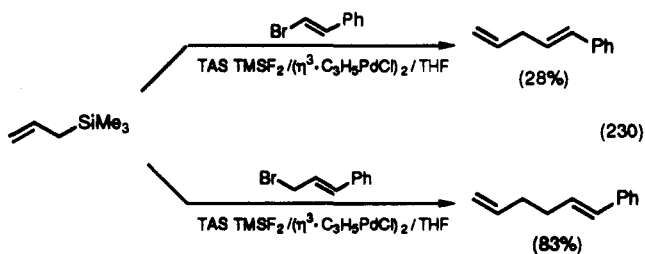
Scheme 80



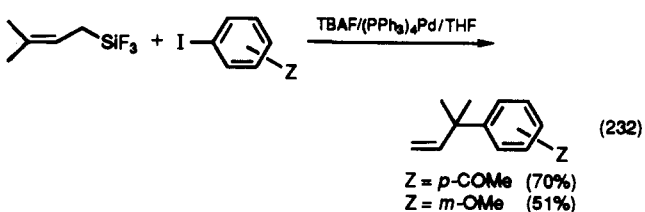
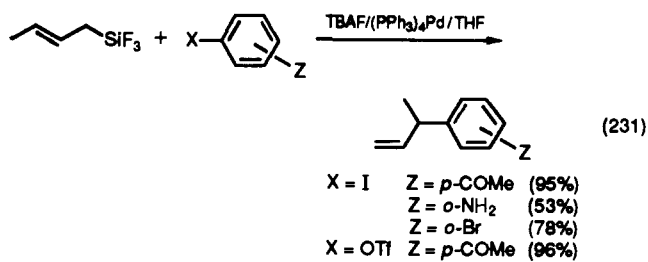
alkenyl iodide, and then another alkenyl iodide (or aryl iodide), in the presence of newly added TAS TMSF₂. This "one-pot" reaction takes advantage of the difference in reactivity of the C-Sn bond over the C-Si bond. The general process is illustrated in the Scheme 81.

4. Cross-Coupling Reactions of Allylsilanes

Palladium-catalyzed cross-coupling reactions of allyltrimethylsilanes with vinyl and allyl bromides take place in the presence of TAS TMSF₂³⁹⁴ (eq 230).

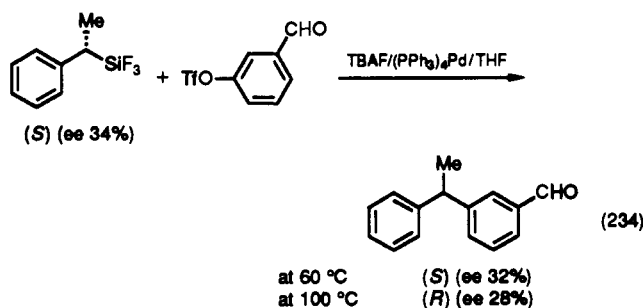
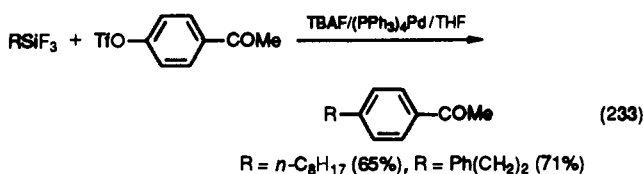


Allyltrifluorosilanes when activated by a stoichiometric amount of fluoride ion in the presence of a palladium catalyst undergo cross-coupling reactions with various electrophiles to give allyl compounds resulting exclusively from attack at the γ-carbon⁴⁰¹ (eqs 231 and 232).



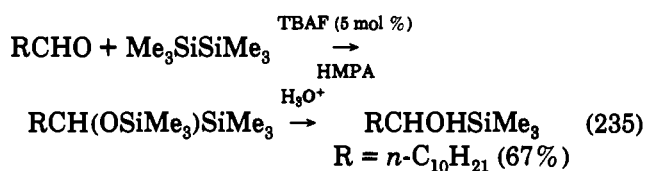
5. Cross-Coupling Reactions of Alkyltrifluorosilanes

Even alkyltrifluorosilanes couple with aromatic triflates³⁹⁶ in the presence of TBAF and (PPh₃)₄Pd (eq 233). The stereochemistry is a function of the temperature of the reaction⁴⁰² as shown in eq 234.

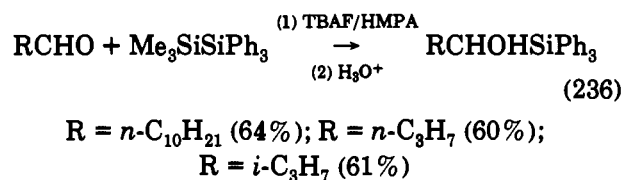


F. Activation of the Si-Si Bond

It was found that disilanes in the presence of a catalytic amount of TBAF in HMPA react with aldehydes to give silylated alcohols and triorganylsilyl

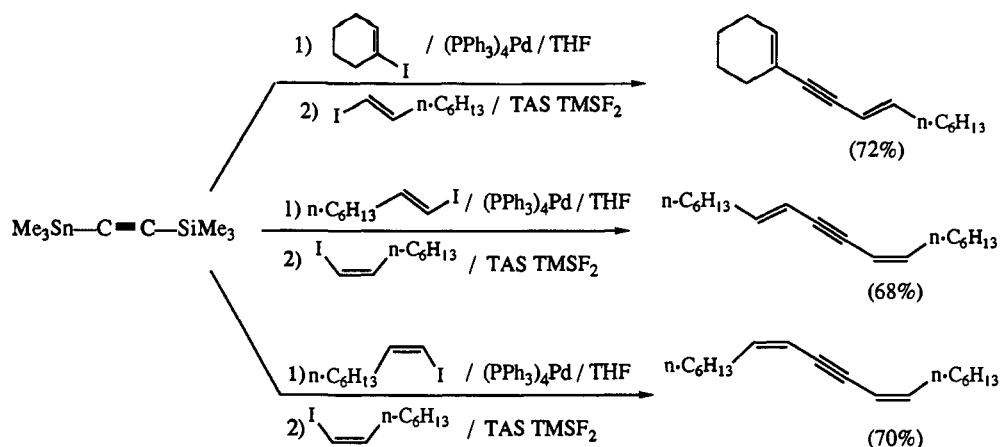


fluorides⁴⁰³ (eq 235). It is worth noting that with an unsymmetrical disilane, fluoride ion cleaves selectively the disilane to give the more electronically favored silyl

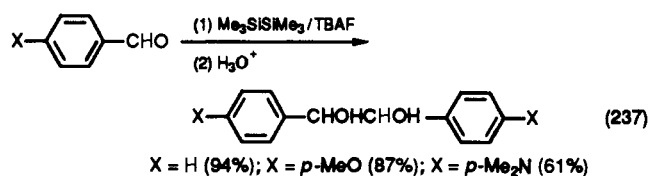


anion equivalent⁴⁰³ (eq 236). Aromatic aldehydes react with hexamethyldisilane in the presence of a catalytic

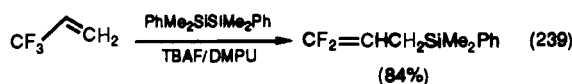
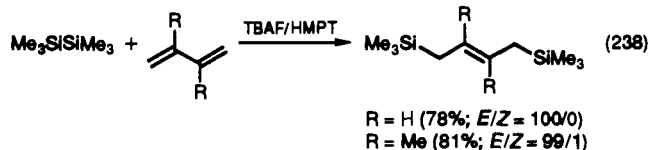
Scheme 81



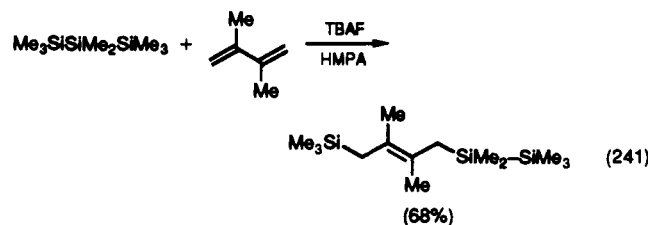
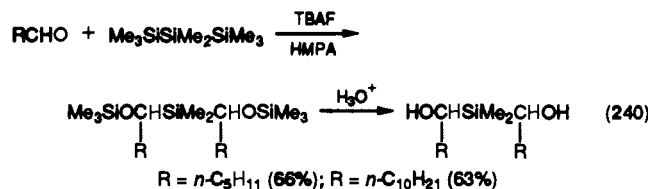
amount of TBAF to give 1,2-diarylethanedioles after hydrolytic workup (eq 237). Cesium fluoride is also



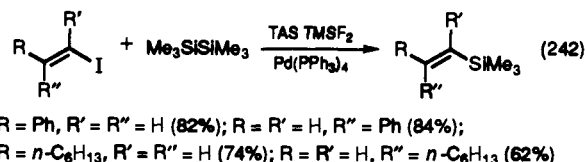
effective as a catalyst but not potassium fluoride.⁴⁰³ The disilane/TBAF system also reacts with 1,3-dienes to give 1,4-disilyl-2-butenes (eq 238)⁴⁰³ and with 3,3,3-trifluoropropene to afford (γ,γ -difluoroallyl)silanes⁴⁰⁴ (eq 239).



Insertion of alkanals (eq 240) and 1,3-dienes (eq 241) into the Si-Si bond of trisilanes has also been observed under the same conditions.⁴⁰⁵



$\text{Me}_3\text{SiSiMe}_3$ in the presence of fluoride ion and a catalytic amount of $\text{Pd}(\text{PPh}_3)_4$ react with vinyl halides to give the corresponding vinylsilanes in good yield (eq 242).⁴⁰⁶ TAS TMSF_2 was found to be the most efficient catalyst, but a small excess of fluoride ion is required.

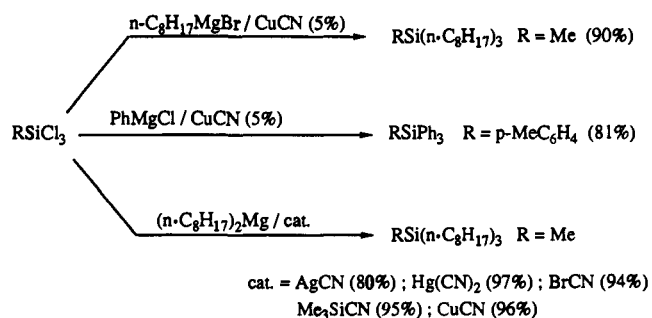


The reaction proceeds stereospecifically with retention of the C=C bond geometry. Moreover the reaction can be carried out without protection of a wide variety of functional groups, including ester and nitrile. The mechanism has not yet been elucidated, nevertheless it is likely that a pentacoordinate silicon species is involved.

G. Activation of the Si-Cl Bond

Catalytic quantities of cyanide or thiocyanate ion have been shown to facilitate the substitution of silyl chlorides by Grignard reagents and dialkylmagnesium reagents to afford high yields of tetraalkyl and tetraarylsilanes under extremely mild conditions⁴⁰⁷ (Scheme 82).

Scheme 82



IX. Conclusion

Nucleophilic activation at silicon was first extensively used for synthetic purposes to cleave Si-O, Si-H, and Si-C bonds. The key to the rationalization of this catalytic process was provided by kinetic data obtained in studies of the racemization and hydrolysis (or alcoholysis) of chlorosilanes. The mechanism proposed^{180,181} to explain these data postulates the coordination of the nucleophilic reagent to silicon with formation of a pentacoordinate silicon intermediate in a first step, followed by attack of a second molecule of nucleophile on the pentacoordinate species in the rate-determining step (Scheme 12). This mechanism carries

the implication that the pentacoordinate intermediate, even when anionic, reacts with nucleophiles faster than the starting tetracoordinate silane (Scheme 12). A similar mechanism has been proposed to explain some reactions in phosphorus chemistry such as alcoholysis of fluorophosphates,⁴⁰⁸ chlorophosphates, and chlorophosphonates,⁴⁰⁹ racemization and hydrolysis of chlorophosphonates,⁴¹⁰ as well as for the racemization of chlorogermanes.⁴¹¹ This mechanism can also be expected to apply to other elements able to extend their coordination numbers.

In order to confirm these mechanistic implications, the synthesis of pentacoordinate silicon species was undertaken and their reactivity studied. It has been amply shown in this review that pentacoordinate silicon compounds are more reactive than tetracoordinate ones and exhibit their own pattern of reactivity. These studies have not only proved valuable from a fundamental point of view, but have led to unexpected applications in organic synthesis and even in polymer chemistry.

The reactivity of hexacoordinate silicon compounds has also been found to be quite varied and difficult to predict. Future research could well be aimed at improving understanding of the reactions of hexacoordinate compounds, since at present the mechanisms of nucleophilic substitution reactions at hexacoordinate silicon compounds are not well established. It is not clear if such reactions occur through a heptacoordinate intermediate (or transition state), or whether other modes of reaction, such as electron transfer, are common. It will be interesting to devise new structures, perhaps with different coordinating atoms, which might allow high coordination numbers and new geometries. In addition, since enhanced coordination numbers are also a prominent feature of the chemistry of phosphorus, the study of hypervalent phosphorus compounds is certainly another large field meriting further exploration.

The stabilization by intramolecular coordination of compounds containing a silicon atom which is formally unsaturated or in a low valence state is a most interesting development. The isolation of stable silanethiones, silanimines, and silanephosphimines and compounds containing silicon-transition metal multiple bonds, together with the probable formation by similar routes of silanones as reactive intermediates point to a rich new field of investigation. Other compound types which might perhaps be stabilized in this way include silylenes and silenes. Finally, the growing number of silicocations containing donor ligands now known holds out the hope of a better understanding of their chemistry.

Abbreviations

BTAF	benzyltrimethylammonium fluoride
Bz	benzoyl
DMI	<i>N,N</i> -dimethyl-2-imidazolidinone
DMAP	(dimethylamino)pyridine
EE	1-ethoxyethyl
HMPA	hexamethylphosphoric acid triamide
Im	imidazole
MCPBA	<i>m</i> -chloroperbenzoic acid
NmI	<i>N</i> -methylimidazole
NMP	<i>N</i> -methylpyrrolidone
PMHS	polymethylhydrosiloxane [Me ₃ SiO(HSiMeO) _n SiMe ₃]

PPMA	poly(methyl methacrylate)
PPN	bis(triphenylphosphoranylidene)ammonium
PZ ⁺ F ⁻	phosphazanium fluoride
TAS TMSF ₂	Tris(dimethylamido)sulfonium difluorotri-methylsilicate [(Et ₂ N) ₃ S ⁺ Me ₃ SiF ₂ ⁻]
TBAF	tetrabutylammonium fluoride
TfO	trifluoromethanesulfonate
THP	tetrahydropyran-2-yl

X. References

- (1) Gay-Lussac, J. L.; Thenard, L. J. *Mémoires de Physique et de Chimie de la Société d'Arcueil* 1809, 2, 317.
- (2) Davy, J. *Phil. Trans. Roy. Soc. London* 1812, 102, 352.
- (3) (a) Corriu, R. J. P.; Guérin, C.; Moreau, J. J. E. *Top Stereochem.* 1984, 15, 43. (b) Corriu, R. J. P.; Guérin, C.; Moreau, J. In *The Chemistry of Organic Silicon Compounds*; Patai, S., Rappoport, Z., Eds.; John Wiley: Chichester, 1989; Chapter 4.
- (4) Holmes, R. R. *Chem. Rev.* 1990, 90, 17.
- (5) Gel'mbol'dt, V. O.; Ennan, A. A. *Russ. Chem. Rev.* 1989, 58, 371.
- (6) Beattie, I. R. *Quart. Rev. Chem. Soc.* 1963, 17, 382.
- (7) Aylett, B. J. *Prog. Stereochem.* 1969, 4, 213.
- (8) Tandura, S. N.; Voronkov, M. G.; Alekseev, N. V. *Top. Curr. Chem.* 1986, 131, 99.
- (9) Shklover, V. E.; Struchkov, Yu. T.; Voronkov, M. G. *Russ. Chem. Rev.* 1989, 58, 211.
- (10) Lukevics, E.; Pudova, O.; Sturkovich, R. *Molecular Structure of Organosilicon Compounds*; Ellis Horwood: Chichester, 1989.
- (11) Corriu, R. J. P.; Young, J. C. In *The Chemistry of Organic Silicon Compounds*; Patai, S., Rappoport, Z., Eds.; John Wiley: Chichester, 1989; Chapter 20.
- (12) Corriu, R. J. P. *J. Organomet. Chem.* 1990, 400, 81.
- (13) Colvin, E. W. *Silicon in Organic Synthesis*; Butterworths: London, 1981.
- (14) Weber, W. P. *Silicon Reagents for Organic Synthesis*; Springer-Verlag: Berlin, 1983.
- (15) Fleming, I. In *Comprehensive Organic Chemistry*; Jones, N., Ed.; Pergamon Press: Oxford, 1979; Vol. 3, p 554.
- (16) Corriu, R. J. P.; Perz, R.; Reyé, C. *Tetrahedron* 1983, 39, 999.
- (17) Müller, R. *Organometal. Chem. Rev.* 1966, 1, 359.
- (18) Müller, R. *Z. Chem.* 1984, 24, 41.
- (19) Kumada, M.; Tamao, K.; Yoshida, J. *J. Organomet. Chem.* 1982, 239, 115.
- (20) Furin, G. G.; Vyazankina, O. A.; Gostevsky, B. A.; Vyazankin, N. S. *Tetrahedron* 1988, 44, 2675.
- (21) Klanberg, F.; Muettterties, E. L. *Inorg. Chem.* 1968, 7, 155.
- (22) Schomburg, D.; Krebs, R. *Inorg. Chem.* 1984, 23, 1378.
- (23) Marat, R. K.; Jansen, A. F. *Can. J. Chem.* 1977, 55, 1167.
- (24) Clark, H. C.; Dixon, K. R.; Nicolson, J. G. *Inorg. Chem.* 1969, 8, 450.
- (25) Ault, B. S. *Inorg. Chem.* 1979, 18, 3339.
- (26) Sullivan, S. A.; DePuy, C. H.; Damrauer, R. *J. Am. Chem. Soc.* 1981, 103, 480.
- (27) Damrauer, R.; Danahey, S. E. *Organometallics* 1986, 5, 1490.
- (28) Johnson, S. E.; Day, R. O.; Holmes, R. R. *Inorg. Chem.* 1989, 28, 3182.
- (29) Johnson, S. E.; Payne, J. S.; Day, R. O.; Holmes, J. M.; Holmes, R. R. *Inorg. Chem.* 1989, 28, 3190.
- (30) Carré, F. H.; Corriu, R. J. P.; Guérin, C.; Henner, B. J. L.; Wong Chi Man, W. W. C. *J. Organomet. Chem.* 1988, 347, C1.
- (31) Tamao, K.; Hayashi, T.; Ito, Y.; Shiro, M. *Organometallics* 1992, 11, 182.
- (32) Harland, J. J.; Payne, J. S.; Day, R. O.; Holmes, R. R. *Inorg. Chem.* 1987, 26, 760.
- (33) Bréfort, J. L.; Corriu, R. J. P.; Guérin, C.; Henner, B. J. L.; Wong Chi Man, W. W. C. *Organometallics* 1990, 9, 2080.
- (34) Kumara Swamy, K. C.; Chandrasekhar, V.; Harland, J. J.; Holmes, J. M.; Day, R. O.; Holmes, R. R. *J. Am. Chem. Soc.* 1990, 112, 2341.
- (35) Becker, B.; Corriu, R.; Guérin, C.; Henner, B.; Wang, Q. *J. Organomet. Chem.* 1989, 359, C33.
- (36) Corriu, R. J. P.; Guérin, C.; Henner, B.; Wang, Q. *Organometallics* 1991, 10, 2297.
- (37) (a) Becker, B.; Corriu, R. J. P.; Guérin, C.; Henner, B.; Wang, Q. *J. Organomet. Chem.* 1989, 368, C25. (b) Corriu, R. J. P.; Guérin, C.; Henner, B. J. L.; Wang, Q. *Organometallics* 1991, 10, 3574.
- (38) Müller, R.; Heinrich, L. *Chem. Ber.* 1961, 94, 1943.
- (39) Frye, C. L. *J. Am. Chem. Soc.* 1970, 92, 1205.
- (40) Schomburg, D. *Z. Naturforsch.* 1983, 38B, 938.
- (41) Holmes, R. R.; Day, R. O.; Payne, J. S. *Phosphorus, Sulfur Silicon* 1989, 42, 1.
- (42) Harland, J. J.; Day, R. O.; Vollano, J. F.; Sau, A. C.; Holmes, R. R. *J. Am. Chem. Soc.* 1981, 103, 5269.
- (43) Day, R. O.; Sreelatha, C.; Deiters, J. A.; Johnson, S. E.; Holmes, J. M.; Howe, L.; Holmes, R. R. *Organometallics* 1991, 10, 1758.
- (44) Perozzi, E. F.; Michalak, R. S.; Figuly, G. D.; Stevenson, W. H.; Dess, D. B.; Ross, M. R.; Martin, J. C. *J. Org. Chem.* 1981, 46, 1049.
- (45) Farnham, W. B.; Harlow, R. L. *J. Am. Chem. Soc.* 1981, 103, 4608.

- (46) Chopra, S. K.; Martin, J. C. *J. Am. Chem. Soc.* 1990, 112, 5342.
(47) Stevenson, W. H.; Martin, J. C. *J. Am. Chem. Soc.* 1982, 104, 309.
(48) Kira, M.; Sato, K.; Kabuto, C.; Sakurai, H. *J. Am. Chem. Soc.* 1989, 111, 3747.
(49) Hensen, K.; Zengerly, T.; Pickel, P.; Klebe, G. *Angew. Chem., Int. Ed. Engl.* 1983, 22, 725.
(50) Campbell-Ferguson, H. J.; Ebsworth, E. A. V. *J. Chem. Soc. (A)* 1967, 705.
(51) Corey, J. Y.; West, R. *J. Am. Chem. Soc.* 1963, 85, 4034.
(52) Bassindale, A. R.; Stout, T. *J. Organomet. Chem.* 1982, 238, C41.
(53) Bassindale, A. R.; Stout, T. *J. Chem. Soc., Chem. Commun.* 1984, 1387.
(54) Hensen, K.; Zengerly, T.; Müller, T.; Pickel, P. *Z. Anorg. Allg. Chem.* 1988, 558, 21.
(55) Bassindale, A. R.; Jiang, J. To be published.
(56) van Koten, G.; Schaap, C. A.; Noltes, J. G. *J. Organomet. Chem.* 1975, 99, 157.
(57) van Koten, G.; Noltes, J. G.; Spek, A. L. *J. Organomet. Chem.* 1976, 118, 183.
(58) van Koten, G.; Noltes, J. G. *J. Am. Chem. Soc.* 1976, 98, 5393.
(59) van Koten, G.; Jastrzebski, J. T. B. H.; Noltes, J. G.; Pontenagel, W. M. G. F.; Kroon, J.; Spek, A. L. *J. Am. Chem. Soc.* 1978, 100, 5021.
(60) Jastrzebski, J. T. B. H.; Knaap, C. T.; van Koten, G. *J. Organomet. Chem.* 1983, 255, 287.
(61) Corriu, R. J. P.; Kpton, A.; Poirier, M.; Royo, G.; de Saxcé, A.; Young, J. C. *J. Organomet. Chem.* 1990, 395, 1.
(62) Corriu, R. J. P.; Mazhar, M.; Poirier, M.; Royo, G. *J. Organomet. Chem.* 1986, 306, C5.
(63) Klebe, G.; Hensen, K.; Fuess, H. *Chem. Ber.* 1983, 116, 3125.
(64) Corriu, R. J. P.; Royo, G.; de Saxcé, A. *J. Chem. Soc., Chem. Commun.* 1980, 892.
(65) Boyer, J.; Bréière, C.; Carré, F.; Corriu, R. J. P.; Kpton, A.; Poirier, M.; Royo, G.; Young, J. C. *J. Chem. Soc., Dalton Trans.* 1989, 43.
(66) Voronkov, M. G.; Frolov, Yu. L.; D'yakov, V. M.; Chipanina, N. N.; Gubanova, L. I.; Gavrilova, G. A.; Klyba, L. V.; Aksamentova, T. N. *J. Organomet. Chem.* 1980, 201, 165.
(67) Onan, K. D.; McPhail, A. T.; Yoder, C. H.; Hillyard, R. W. *J. Chem. Soc., Chem. Commun.* 1978, 209.
(68) Macharashvili, A. A.; Shklover, V. E.; Struchkov, Yu. T.; Oleneva, G. I.; Kramarova, E. P.; Shipov, A. G.; Baukov, Yu. I. *J. Chem. Soc., Chem. Commun.* 1988, 683.
(69) Frye, C. L. *J. Am. Chem. Soc.* 1964, 86, 3170.
(70) Boer, F. P.; Flynn, J. J.; Turley, J. W. *J. Am. Chem. Soc.* 1968, 90, 6973.
(71) (a) Boudin, A.; Cerveau, G.; Chuit, C.; Corriu, R. J. P.; Reyé, C. *Bull. Chem. Soc. Jpn.* 1988, 61, 101. (b) Cerveau, G.; Chuit, C.; Corriu, R. J. P.; Gerbier, L.; Reyé, C.; Aubagnac, J. L.; El Amrani, B. *Int. J. Mass Spectrom. Ion Processes* 1988, 82, 259.
(72) Kira, M.; Sato, K.; Sakurai, H. *J. Am. Chem. Soc.* 1988, 110, 4599.
(73) Kira, M.; Sato, K.; Sakurai, H. *J. Org. Chem.* 1987, 52, 948.
(74) Cerveau, G.; Chuit, C.; Corriu, R. J. P.; Reyé, C. *J. Organomet. Chem.* 1987, 328, C17.
(75) Perozzi, E. F.; Martin, J. C. *J. Am. Chem. Soc.* 1979, 101, 1591.
(76) Muettterties, E. L.; Roesky, H.; Wright, C. M. *J. Am. Chem. Soc.* 1966, 88, 4856.
(77) (a) Schott, G.; Goltz, K. *Z. Anorg. Allg. Chem.* 1971, 383, 314. (b) Schott, G.; Goltz, K. *Z. Anorg. Allg. Chem.* 1973, 399, 7.
(78) Frye, C. L.; Vogel, G. E.; Hall, J. A. *J. Am. Chem. Soc.* 1961, 83, 996.
(79) (a) Turley, J. W.; Boer, F. P. *J. Am. Chem. Soc.* 1968, 90, 4026. (b) Boer, F. P.; Turley, J. W.; Flynn, J. J. *J. Am. Chem. Soc.* 1968, 90, 5102. (c) Turley, J. W.; Boer, F. P. *J. Am. Chem. Soc.* 1969, 91, 4129. (d) Boer, F. P.; Turley, J. W. *J. Am. Chem. Soc.* 1969, 91, 4134.
(80) Frye, C. L.; Vincent, G. A.; Finzel, W. A. *J. Am. Chem. Soc.* 1971, 93, 6805.
(81) Voronkov, M. G.; D'yakov, V. M.; Kirpichenko, S. V. *J. Organomet. Chem.* 1982, 233, 1.
(82) Voronkov, M. G.; Baryshok, V. P.; Petukhov, L. P.; Rakhlin, V. I.; Mirskov, R. G.; Pestunovich, V. A. *J. Organomet. Chem.* 1988, 358, 39.
(83) Voronkov, M. G. *Pure Appl. Chem.* 1966, 13, 35.
(84) Lukevics, E.; Zelchans, G.; Solomennikova, I. I.; Liepins, E. E.; Jankovska, I.; Mazsika, I. *Zh. Obshch. Khim.* 1977, 47, 109; *Chem. Abstr.* 1977, 86, 171536j.
(85) Gudat, D.; Verkade, J. G. *Organometallics* 1989, 8, 2772.
(86) Kupce, E.; Liepins, E.; Lapsina, A.; Zelchans, G.; Lukevics, E. *J. Organomet. Chem.* 1987, 333, 1.
(87) Macharashvili, A. A.; Shklover, V. E.; Struchkov, Yu. T.; Lapsina, A.; Zelchans, G.; Lukevics, E. *J. Organomet. Chem.* 1988, 349, 23.
(88) Cerveau, G.; Chuit, C.; Colomer, E.; Corriu, R. J. P.; Reyé, C. *Organometallics* 1990, 9, 2415.
(89) Bréière, C.; Corriu, R. J. P.; Royo, G.; Wong Chi Man, M.; Zwecker, J. C. R. *Acad. Sci. Paris Ser. 2* 1991, 313, 1527.
(90) Müller, R.; Dathe, C. *J. Prakt. Chem.* 1963, 22, 232.
(91) Tamao, K.; Yoshida, J.; Yamamoto, H.; Kakui, T.; Matsumoto, H.; Takahashi, M.; Kurita, A.; Murata, M.; Kumada, M. *Organometallics* 1982, 1, 355.
(92) Hensen, K.; Busch, R. *Z. Naturforsch.* 1982, 37B, 1174.
(93) Beattie, I. R.; Ozin, G. A. *J. Chem. Soc. (A)* 1969, 2267.
(94) (a) Wannagat, U. *Angew. Chem.* 1957, 69, 516. (b) Wannagat, U.; Hensen, K.; Petesch, P.; Vielberg, F. *Monatsh. Chem.* 1967, 98, 1415.
(95) Kummer, D.; Gaisser, K. E.; Seshadri, T. *Chem. Ber.* 1977, 110, 1950.
(96) Kummer, D.; Köster, H. *Z. Anorg. Allg. Chem.* 1973, 402, 297.
(97) Herzog, S.; Krebs, F. *Z. Chem.* 1968, 8, 149.
(98) Herzog, S.; Krebs, F. *Naturwissenschaften* 1963, 50, 330.
(99) Kummer, D.; Köster, H. *Z. Anorg. Allg. Chem.* 1973, 398, 279.
(100) (a) Kummer, D.; Seshadri, T. *Angew. Chem., Int. Ed. Engl.* 1975, 14, 699. (b) Kummer, D.; Seshadri, T. *Z. Anorg. Allg. Chem.* 1977, 428, 129.
(101) Kummer, D.; Gaisser, K. E.; Seifert, J.; Wagner, R. *Z. Anorg. Allg. Chem.* 1979, 459, 145.
(102) Kummer, D.; Chaudhry, S. C.; Debaerdemaeker, T.; Thewalt, U. *Chem. Ber.* 1990, 123, 945.
(103) (a) Kummer, D.; Köster, H.; Speck, M. *Angew. Chem., Int. Ed. Engl.* 1969, 8, 599. (b) Kummer, D.; Balkir, A.; Köster, H. *J. Organomet. Chem.* 1979, 178, 29.
(104) Kummer, D.; Chaudhry, S. C.; Depmeier, W.; Mattern, G. *Chem. Ber.* 1990, 123, 2241.
(105) Farnham, W. B.; Whitney, J. F. *J. Am. Chem. Soc.* 1984, 106, 3992.
(106) Cerveau, G.; Chuit, C.; Corriu, R. J. P.; Nayyar, N. K.; Reyé, C. To be published.
(107) Bréière, C.; Carré, F.; Corriu, R. J. P.; Poirier, M.; Royo, G.; Zwecker, J. *Organometallics* 1989, 8, 1831.
(108) Dilthey, W. *Chem. Ber.* 1903, 36, 923.
(109) Pike, R. M.; Luongo, R. R. *J. Am. Chem. Soc.* 1966, 88, 2972.
(110) West, R. *J. Am. Chem. Soc.* 1958, 80, 3246.
(111) Thompson, D. W. *Inorg. Chem.* 1969, 8, 2015.
(112) Taba, K. M.; Dahlhoff, W. V. *J. Organomet. Chem.* 1985, 280, 27.
(113) Muettterties, E. L.; Wright, C. M. *J. Am. Chem. Soc.* 1964, 86, 5132.
(114) Wada, M.; Suda, T.; Okawara, R. *J. Organomet. Chem.* 1974, 65, 335.
(115) (a) Boudin, A.; Cerveau, G.; Chuit, C.; Corriu, R. J. P.; Reyé, C. *Angew. Chem., Int. Ed. Engl.* 1986, 25, 474. (b) Boudin, A.; Cerveau, G.; Chuit, C.; Corriu, R. J. P.; Reyé, C. *Organometallics* 1988, 7, 1165.
(116) Rosenheim, A.; Raibmann, B.; Schendel, G. *Z. Anorg. Allg. Chem.* 1931, 196, 160.
(117) Weiss, A.; Reiff, G.; Weiss, A. *Z. Anorg. Allg. Chem.* 1961, 311, 151.
(118) Barnum, D. W. *Inorg. Chem.* 1970, 9, 1942; 1972, 11, 1424.
(119) Cerveau, G.; Chuit, C.; Corriu, R. J. P.; Gerbier, L.; Reyé, C. *C. R. Acad. Sci. Paris Ser. 2* 1991, 312, 1311.
(120) Cerveau, G.; Chuit, C.; Corriu, R. J. P.; Reyé, C. *Rev. Heteroat. Chem.* 1988, 1, 156.
(121) Laine, R. M.; Blohowiak, K. Y.; Robinson, T. R.; Hoppe, M. L.; Nardi, P.; Kampf, J.; Uhm, J. *Nature* 1991, 353, 642.
(122) Laine, R. M. To be published.
(123) (a) Strohmman, C.; Tacke, R.; Mattern, G.; Kuhs, W. F. *J. Organomet. Chem.* 1991, 403, 63. (b) Tacke, R.; Sperlich, J.; Strohmman, C.; Mattern, G. *Chem. Ber.* 1991, 124, 1491.
(124) Schomburg, D. *J. Organomet. Chem.* 1981, 221, 137.
(125) Johnson, S. E.; Deiters, J. A.; Day, R. O.; Holmes, R. R. *J. Am. Chem. Soc.* 1989, 111, 3250.
(126) Scherbaum, F.; Huber, B.; Müller, G.; Schmidbaur, H. *Angew. Chem., Int. Ed. Engl.* 1988, 27, 1542.
(127) Holmes, R. R.; Day, R. O.; Harland, J. J.; Sau, A. C.; Holmes, J. M. *Organometallics* 1984, 3, 341.
(128) Holmes, R. R.; Day, R. O.; Harland, J. J.; Holmes, J. M. *Organometallics* 1984, 3, 347.
(129) Holmes, R. R.; Day, R. O.; Chandrasekhar, V.; Holmes, J. M. *Inorg. Chem.* 1985, 24, 2009.
(130) Holmes, R. R.; Day, R. O.; Chandrasekhar, V.; Harland, J. J.; Holmes, J. M. *Inorg. Chem.* 1985, 24, 2016.
(131) Berry, R. S. *J. Chem. Phys.* 1960, 32, 933.
(132) Holmes, R. R. *Acc. Chem. Res.* 1979, 12, 257.
(133) Holmes, R. R. *J. Am. Chem. Soc.* 1975, 97, 5379.
(134) Stevenson, W. H.; Wilson, S.; Martin, J. C.; Farnham, W. B. *J. Am. Chem. Soc.* 1985, 107, 6340.
(135) Zelbst, E. A.; Shklover, V. E.; Struchkov, Yu. T.; Frolov, Yu. L.; Kashaev, A. A.; Gubanova, L. I.; Dyakov, V. M.; Voronkov, M. G. *Zh. Strukt. Khim.* 1981, 22, 82; *Chem. Abstr.* 1981, 95, 132155a. (a) Klebe, G.; Nix, M.; Hensen, K. *Chem. Ber.* 1984, 117, 797. (b) Klebe, G.; Bats, J. W.; Hensen, K. *Z. Naturforsch.* 1983, 38B, 25.
(137) Klebe, G.; Bats, J. W.; Hensen, K. *J. Chem. Soc., Dalton Trans.* 1985, 1.
(138) Boer, F. P.; van Remoortere, F. P. *J. Am. Chem. Soc.* 1970, 92, 801.
(139) Bréière, C.; Carré, F.; Corriu, R. J. P.; Poirier, M.; Royo, G. *Organometallics* 1986, 5, 388.
(140) Macharashvili, A. A.; Shklover, V. E.; Chernikova, N. Yu.; Antipin, M. Yu.; Struchkov, Yu. T.; Baukov, Yu. I.; Oleneva, G. I.; Kramarova, E. P.; Shipov, A. G. *J. Organomet. Chem.* 1989, 359, 13.
(141) Macharashvili, A. A.; Baukov, Yu. I.; Kramarova, E. P.; Oleneva, G. I.; Pestunovich, V. A.; Struchkov, Yu. T.; Shklover, V. E. *Zh. Strukt. Khim.* 1987, 28, 114; *Chem. Abstr.* 1988, 108, 29802x.
(142) Macharashvili, A. A.; Baukov, Yu. I.; Kramarova, E. P.; Oleneva, G. I.; Pestunovich, V. A.; Struchkov, Yu. T.; Shklover, V. E. *Zh. Strukt. Khim.* 1987, 28, 107; *Chem. Abstr.* 1988, 108, 14178z.

- (143) Macharashvili, A. A.; Shklover, V. E.; Struchkov, Yu. T.; Baukov, Yu. I.; Kramarova, E. P.; Oleneva, G. I. *J. Organomet. Chem.* **1987**, *327*, 167.
- (144) Macharashvili, A. A.; Shklover, V. E.; Struchkov, Yu. T.; Gostevskii, B. A.; Kalikhman, I. D.; Bannikova, O. B.; Voronkov, M. G.; Pestunovich, V. A. *J. Organomet. Chem.* **1988**, *356*, 23.
- (145) Macharashvili, A. A.; Shklover, V. E.; Struchkov, Yu. T.; Voronkov, M. G.; Gostevskiy, B. A.; Kalikhman, I. D.; Bannikova, O. B.; Pestunovich, V. A. *J. Organomet. Chem.* **1988**, *340*, 23.
- (146) Kummer, D.; Chaudhry, S. C.; Seifert, J.; Deppisch, B.; Mattern, G. *J. Organomet. Chem.* **1990**, *382*, 345.
- (147) Brelière, C.; Carré, F.; Corriu, R. J. P.; Kpoton, A.; Poirier, M.; Royo, G.; Young, J. C. To be published.
- (148) van den Ancker, T.; Jolly, B. S.; Lappert, M. F.; Raston, C. L.; Skelton, B. W.; White, A. H. *J. Chem. Soc., Chem. Commun.* **1990**, 1006.
- (149) Carré, F. H.; Corriu, R. J. P.; Lanneau, G. F.; Yu, Z. *Organometallics* **1991**, *10*, 1236.
- (150) Probat, R.; Leis, C.; Gamber, S.; Herdtweck, E.; Zybill, C.; Auner, N. *Angew. Chem., Int. Ed. Engl.* **1991**, *30*, 1132.
- (151) Bondi, A. *J. Phys. Chem.* **1964**, *68*, 441.
- (152) Daly, J. J.; Sanz, F. *J. Chem. Soc., Dalton Trans.* **1974**, 2051.
- (153) Cerveau, G.; Chuit, C.; Corriu, R. J. P.; Nayyar, N. K.; Reyé, C. *J. Organomet. Chem.* **1990**, *389*, 159.
- (154) Blake, A. J.; Ebsworth, E. A. V.; Welch, A. J. *Acta Crystallogr. Sect. C* **1984**, *40*, 895.
- (155) Deiters, J. A.; Holmes, R. R. *J. Am. Chem. Soc.* **1987**, *109*, 1686; 1692.
- (156) Lukenbach, R. *Dynamic Stereochemistry of Pentacoordinated Phosphorus and Related Elements*; Georg Thieme: Stuttgart, 1973.
- (157) Corriu, R. J. P.; Poirier, M.; Royo, G. *J. Organomet. Chem.* **1982**, *233*, 165.
- (158) Muetterties, E. L.; Mahler, W.; Schmutzler, R. *Inorg. Chem.* **1963**, *2*, 613.
- (159) Ketelaar, J. A. A. *Z. Kristallog.* **1935**, *92*, 155.
- (160) Bain, V. A.; Killean, R. C. G.; Webster, M. *Acta Crystallogr. Sect. B* **1969**, *25*, 156.
- (161) Blyden, H. E.; Webster, M. *Inorg. Nucl. Chem. Lett.* **1970**, *6*, 703.
- (162) Flynn, J. J.; Boer, F. P. *J. Am. Chem. Soc.* **1969**, *91*, 5756.
- (163) Adley, A. D.; Bird, P. H.; Fraser, A. R.; Onyszchuk, M. *Inorg. Chem.* **1972**, *11*, 1402.
- (164) Sawitzki, G.; von Schnering, H. G. *Chem. Ber.* **1976**, *109*, 3728.
- (165) Carré, F.; Cerveau, G.; Chuit, C.; Corriu, R. J. P.; Reyé, C. *Angew. Chem., Int. Ed. Engl.* **1989**, *28*, 489.
- (166) Brelière, C.; Carré, F.; Corriu, R. J. P.; Douglas, W. E.; Poirier, M.; Royo, G.; Wong Chi Man, M. *Organometallics* **1992**, *11*, 1586.
- (167) Carré, F.; Cerveau, G.; Chuit, C.; Corriu, R. J. P.; Reyé, C. *New J. Chem.* **1992**, *16*, 63.
- (168) Marat, R. K.; Janzen, A. F. *Can. J. Chem.* **1977**, *55*, 3845.
- (169) Damrauer, R.; O'Connell, B.; Danahey, S. E.; Simon, R. *Organometallics* **1989**, *8*, 1167.
- (170) Gordon, M. S.; Windus, T. L.; Burggraf, L. W.; Davis, L. P. *J. Am. Chem. Soc.* **1990**, *112*, 7167.
- (171) Klebe, G.; Hensen, K. *J. Chem. Soc., Dalton Trans.* **1985**, 5.
- (172) Albanov, A. I.; Gubanova, L. I.; Larin, M. F.; Pestunovich, V. A.; Voronkov, M. G. *J. Organomet. Chem.* **1983**, *244*, 5.
- (173) Pestunovich, V. A.; Larin, M. F.; Albanov, A. I.; Gubanova, L. I.; Kopylov, V. M.; Voronkov, M. G. *Izv. Akad. Nauk SSSR, Ser. Khim.* **1983**, *1931*; *Chem. Abstr.* **1983**, *99*, 213580h.
- (174) Corriu, R. J. P.; Kpoton, A.; Poirier, M.; Royo, G.; Corey, J. Y. *J. Organomet. Chem.* **1984**, *277*, C25.
- (175) Boyer, J.; Corriu, R. J. P.; Kpoton, A.; Mazhar, M.; Poirier, M.; Royo, G. *J. Organomet. Chem.* **1986**, *301*, 131.
- (176) Stevenson, W. H.; Martin, J. C. *J. Am. Chem. Soc.* **1985**, *107*, 6352.
- (177) Marat, R. K.; Janzen, A. F. *J. Chem. Soc., Chem. Commun.* **1977**, 671.
- (178) Kessler, H. *Angew. Chem., Int. Ed. Engl.* **1970**, *9*, 219.
- (179) Brelière, C.; Corriu, R. J. P.; Royo, G.; Zwecker, J. *Organometallics* **1989**, *8*, 1834.
- (180) Corriu, R. J. P.; Dabosi, G.; Martineau, M. *J. Organomet. Chem.* **1978**, *150*, 27; **1978**, *154*, 33.
- (181) Corriu, R. J. P.; Dabosi, G.; Martineau, M. *J. Organomet. Chem.* **1980**, *186*, 25.
- (182) Corriu, R. J. P.; Guérin, C.; Henner, B. J. L.; Wong Chi Man, W. W. C. *Organometallics* **1988**, *7*, 237.
- (183) Deiters, J. A.; Holmes, R. R. *J. Am. Chem. Soc.* **1990**, *112*, 7197.
- (184) Gordon, M. S.; Carroll, M. T.; Davis, L. P.; Burggraf, L. W. *J. Phys. Chem.* **1990**, *94*, 8125.
- (185) Hatanaka, Y.; Hiyama, T. *Tetrahedron Lett.* **1988**, *29*, 97.
- (186) Boudin, A.; Cerveau, G.; Chuit, C.; Corriu, R. J. P.; Reyé, C. *Angew. Chem., Int. Ed. Engl.* **1986**, *25*, 473.
- (187) Boudin, A.; Cerveau, G.; Chuit, C.; Corriu, R. J. P.; Reyé, C. *J. Organomet. Chem.* **1989**, *362*, 265.
- (188) Corriu, R. J. P.; Meunier, B. *J. Organomet. Chem.* **1974**, *65*, 187.
- (189) Hosomi, A.; Kohra, S.; Tominaga, Y. *Chem. Pharm. Bull.* **1988**, *36*, 4622.
- (190) (a) Fujita, M.; Hiyama, T. *J. Am. Chem. Soc.* **1984**, *106*, 4629. (b) Fujita, M.; Hiyama, T. *J. Am. Chem. Soc.* **1985**, *107*, 8294. (c) Fujita, M.; Hiyama, T. *Tetrahedron Lett.* **1987**, *28*, 2263.
- (191) Hosomi, A.; Hayashida, H.; Kohra, S.; Tominaga, Y. *J. Chem. Soc., Chem. Commun.* **1986**, 1411.
- (192) Corriu, R.; Guérin, C.; Henner, B.; Wang, Q. *J. Organomet. Chem.* **1989**, *365*, C7.
- (193) Corriu, R. J. P.; Guérin, C.; Henner, B.; Wang, Q. To be published.
- (194) Corriu, R. J. P.; Guérin, C.; Henner, B. J. L.; Wang, Q. *Organometallics* **1991**, *10*, 3200.
- (195) Hench, L. L.; West, J. K. *Chem. Rev.* **1990**, *90*, 33.
- (196) Brinker, C. J.; Scherer, G. W. *Sol Gel Science. The Physics and Chemistry of Sol Gel Processing*; Academic Press: New York, 1990.
- (197) Bellot, V.; Corriu, R.; Guérin, C.; Henner, B.; Leclercq, D.; Mutin, H.; Vioux, A.; Wang, Q. *Better Ceramics Through Chemistry IV*; Materials Research Society: Pittsburgh, 1990; pp 3-14.
- (198) Tominaga, Y.; Matsuoka, Y.; Hayashida, H.; Kohra, S.; Hosomi, A. *Tetrahedron Lett.* **1988**, *29*, 5771.
- (199) Kohra, S.; Hayashida, H.; Tominaga, Y.; Hosomi, A. *Tetrahedron Lett.* **1988**, *29*, 89.
- (200) Kira, M.; Sato, K.; Sakurai, H. *Chem. Lett.* **1987**, 2243.
- (201) Magnus, P. D. *Compr. Organomet. Chem.* **1982**, *7*, 515.
- (202) (a) Chan, T. H.; Fleming, I. *Synthesis* **1979**, 761. (b) Fleming, I. *Chem. Soc. Rev.* **1981**, *10*, 83.
- (203) Hosomi, A. *Acc. Chem. Res.* **1988**, *21*, 200.
- (204) Sakurai, H. *Synlett* **1989**, *1*, 1.
- (205) (a) Hosomi, A.; Kohra, S.; Tominaga, Y. *J. Chem. Soc., Chem. Commun.* **1987**, 1517. Hosomi, A.; Kohra, S.; Ogata, K.; Yanagi, T.; Tominaga, Y. *J. Org. Chem.* **1990**, *55*, 2415.
- (206) Kira, M.; Sato, K.; Sakurai, H. *J. Am. Chem. Soc.* **1990**, *112*, 257.
- (207) Hayashi, T.; Matsumoto, Y.; Kiyoi, T.; Ito, Y.; Kohra, S.; Tominaga, Y.; Hosomi, A. *Tetrahedron Lett.* **1988**, *29*, 5667.
- (208) Corriu, R. J. P.; Henner, M. *J. Organomet. Chem.* **1974**, *74*, 1.
- (209) Webster, O. W.; Hertler, W. R.; Sogah, D. Y.; Farnham, W. B.; RajanBabu, T. V. *J. Am. Chem. Soc.* **1983**, *105*, 5706.
- (210) Sogah, D. Y.; Farnham, W. B. In *Organosilicon and Bioorganosilicon Chemistry*; Sakurai, H., Ed.; Ellis Horwood: Chichester, 1985; p 219.
- (211) Kira, M.; Hino, T.; Sakurai, H. *Tetrahedron Lett.* **1989**, *30*, 1099.
- (212) Voronkov, M. G. *Top. Curr. Chem.* **1979**, *84*, 77.
- (213) van Genderen, M. H. P.; Buck, H. M. *Recl. Trav. Chim. Pays-Bas.* **1987**, *106*, 449.
- (214) Gordon, M. S.; Carroll, M. T.; Jensen, J. H.; Davis, L. P.; Burggraf, L. W.; Guidry, R. M. *Organometallics* **1991**, *10*, 2657.
- (215) Attar-Bashi, M. T.; Eaborn, C.; Vencl, J.; Walton, D. R. M. *J. Organomet. Chem.* **1976**, *117*, C87.
- (216) Corriu, R. J. P.; Guérin, C. *Adv. Organomet. Chem.* **1982**, *20*, 265.
- (217) Colvin, E. W. *Silicon in Organic Synthesis*; Butterworths: London, 1981; Chapter 4.
- (218) Hosomi, A.; Sakurai, H. *Tetrahedron Lett.* **1976**, 1295.
- (219) Gudat, D.; Daniels, L. M.; Verkade, J. G. *J. Am. Chem. Soc.* **1989**, *111*, 8520.
- (220) Woning, J.; Verkade, J. G. *Organometallics* **1991**, *10*, 2259.
- (221) Gudat, D.; Verkade, J. G. *Organometallics* **1990**, *9*, 2172.
- (222) Boyer, J.; Brelière, C.; Corriu, R. J. P.; Kpoton, A.; Poirier, M.; Royo, G. *J. Organomet. Chem.* **1986**, *311*, C39.
- (223) Corriu, R. J. P.; Lanneau, G. F.; Perrot, M. *Tetrahedron Lett.* **1987**, *28*, 3941.
- (224) Corriu, R. J. P.; Lanneau, G. F.; Perrot, M. *Tetrahedron Lett.* **1988**, *29*, 1271.
- (225) Perrot, M. Ph.D. Thesis, University of Montpellier II, 1989.
- (226) Corriu, R. J. P.; Lanneau, G. F.; Perrot-Petta, M.; Mehta, V. D. *Tetrahedron Lett.* **1990**, *31*, 2585.
- (227) Corriu, R. J. P.; Lanneau, G. F.; Mehta, V. D. *Heteroatom Chem.* **1991**, *2*, 461.
- (228) Corriu, R. J. P.; Lanneau, G. F.; Perrot-Petta, M. *Synthesis* **1991**, 954.
- (229) Ojima, I.; Inaba, S. *J. Organomet. Chem.* **1977**, *140*, 97.
- (230) Arya, P.; Boyer, J.; Corriu, R. J. P.; Lanneau, G. F.; Perrot, M. *J. Organomet. Chem.* **1988**, *346*, C11.
- (231) Golino, C. M.; Bush, R. D.; Sommer, L. H. *J. Am. Chem. Soc.* **1975**, *97*, 7371. Soysa, H. S.; Okinoshima, H.; Weber, W. P. *J. Organomet. Chem.* **1977**, *133*, C17. Okinoshima, H.; Weber, W. P. *J. Organomet. Chem.* **1978**, *149*, 279. Seyferth, D.; Lim, T. F. O.; Duncan, D. P. *J. Am. Chem. Soc.* **1978**, *100*, 1626. Barton, T. J.; Bain, S. *Organometallics* **1988**, *7*, 528.
- (232) Arya, P.; Boyer, J.; Carré, F.; Corriu, R.; Lanneau, G.; Lapasset, J.; Perrot, M.; Priou, C. *Angew. Chem., Int. Ed. Engl.* **1989**, *28*, 1016.
- (233) Thompson, D. P.; Boudjouk, P. *J. Chem. Soc., Chem. Commun.* **1987**, 1466.
- (234) Corriu, R.; Lanneau, G.; Priou, C. *Angew. Chem., Int. Ed. Engl.* **1991**, *30*, 1130.
- (235) Zybill, C.; Müller, G. *Organometallics* **1988**, *7*, 1368.
- (236) Zybill, C. *Nachr. Chem. Tech. Lab.* **1989**, *37*, 248; *Chem. Abstr.* **1989**, *110*, 224327q.
- (237) Corriu, R. J. P.; Poirier, M.; Royo, G. *C. R. Acad. Sci. Paris Ser.* **2** **1990**, *310*, 1337.
- (238) Cragg, R. H.; Lappert, M. F. *J. Chem. Soc. (A)* **1966**, 82.
- (239) Lappert, M. F.; Prokai, B. *Adv. Organomet. Chem.* **1967**, *5*, 243.
- (240) Corriu, R. J. P.; Lanneau, G. F.; Mehta, V. D. *J. Organomet. Chem.* **1991**, *419*, 9.

- (241) Klebe, J. F. *Acc. Chem. Res.* 1970, 3, 299. Hausman, C. L.; Yoder, C. H. *J. Organomet. Chem.* 1978, 161, 313. Bassindale, A. R.; Posner, T. B. *J. Organomet. Chem.* 1979, 175, 273.
- (242) Britton, D.; Dunitz, J. D. *J. Am. Chem. Soc.* 1981, 103, 2971.
- (243) Carré, F.; Cerveau, G.; Chuit, C.; Corriu, R. J. P.; Nayyar, N. K.; Reyé, C. *Organometallics* 1990, 9, 1989.
- (244) Weiss, A.; Harvey, D. R. *Angew. Chem., Int. Ed. Engl.* 1964, 3, 698.
- (245) Muetterties, E. L.; Wright, C. M. *J. Am. Chem. Soc.* 1965, 87, 21.
- (246) Dhar, S. K.; Doron, V.; Kirschner, S. *J. Am. Chem. Soc.* 1959, 81, 6372.
- (247) Pearson, R. G.; Edgington, D. N.; Basolo, F. *J. Am. Chem. Soc.* 1962, 84, 3233.
- (248) Kelling, H.; Kibbel, H. U. *Z. Anorg. Allg. Chem.* 1971, 386, 59.
- (249) Inoue, T.; Fujita, J.; Saito, K. *Bull. Chem. Soc. Jpn.* 1975, 48, 1228.
- (250) Kummer, D.; Seshadri, T. *Chem. Ber.* 1977, 110, 2355.
- (251) Brélière, C.; Corriu, R. J. P.; Royo, G.; Wong Chi Man, W. W. C.; Zwecker, J. *Organometallics* 1990, 9, 2633. Brélière, C.; Corriu, R. J. P.; Satyanarayana, K. To be published.
- (252) Bassindale, A. R.; Borbaruah, M. *J. Chem. Soc., Chem. Commun.* 1991, 1501.
- (253) Tamao, K.; Akita, M.; Kato, H.; Kumada, M. *J. Organomet. Chem.* 1988, 341, 165.
- (254) Müller, R.; Dathe, C.; Frey, H. *J. Chem. Ber.* 1966, 99, 1614.
- (255) Müller, R. *Z. Chem.* 1965, 5, 220.
- (256) Tamao, K.; Mishima, M.; Yoshida, J.; Takahashi, M.; Ishida, N.; Kumada, M. *J. Organomet. Chem.* 1982, 225, 151.
- (257) Soshestvenskaya, E. M. *Zh. Obshch. Khim.* 1952, 22, 1122; *Chem. Abstr.* 1953, 47, 8030d.
- (258) Müller, R.; Dathe, C. *Chem. Ber.* 1965, 98, 235.
- (259) Müller, R.; Dathe, C. *Chem. Ber.* 1966, 99, 1609.
- (260) Tamao, K.; Matsumoto, H.; Kakui, T.; Kumada, M. *Tetrahedron Lett.* 1979, 1137.
- (261) Müller, R.; Dressler, M.; Dathe, C. *J. Prakt. Chem.* 1970, 312, 150.
- (262) Yoshida, J.; Tamao, K.; Kakui, T.; Kumada, M. *Tetrahedron Lett.* 1979, 1141.
- (263) Yoshida, J.; Tamao, K.; Kakui, T.; Kurita, A.; Murata, M.; Yamada, K.; Kumada, M. *Organometallics* 1982, 1, 369.
- (264) Yoshida, J.; Tamao, K.; Yamamoto, H.; Kakui, T.; Uchida, T.; Kumada, M. *Organometallics* 1982, 1, 542.
- (265) Müller, R.; Dathe, C. *Z. Anorg. Allg. Chem.* 1965, 341, 49.
- (266) Tamao, K.; Kakui, T.; Akita, M.; Iwahara, T.; Kanatani, R.; Yoshida, J.; Kumada, M. *Tetrahedron* 1983, 39, 983.
- (267) Brintzinger, H. *J. Am. Chem. Soc.* 1966, 88, 4305.
- (268) Ray, D. J.; Laine, R. M.; Viney, C.; Robinson, T. R. *Polym. Prepr. (Am. Chem. Soc. Div. Polym. Chem.)* 1991, 32, 550.
- (269) Cerveau, G.; Chuit, C.; Corriu, R. J. P.; Gerbier, L.; Reyé, C. *Phosphorus, Sulfur Silicon* 1989, 42, 115.
- (270) Piper, T. S.; Wilkinson, G. *J. Inorg. Nucl. Chem.* 1956, 3, 104.
- (271) Cerveau, G.; Chuit, C.; Corriu, R. J. P.; Reyé, C.; Shi Shun, S. C. *R. Acad. Sci. Ser. 2* 1990, 310, 901.
- (272) Muetterties, E. L. *Pure Appl. Chem.* 1965, 10, 53.
- (273) Chuit, C.; Corriu, R. J. P.; Mehdi, A.; Reyé, C. *J. Organomet. Chem.* 1993, 446, C6.
- (274) Brélière, C.; Carré, F.; Corriu, R. J. P.; Wong Chi Man, M. To be published.
- (275) Brélière, C.; Carré, F.; Corriu, R. J. P.; Royo, G. *Organometallics* 1988, 7, 1006.
- (276) Corey, E. J.; Snider, B. B. *J. Am. Chem. Soc.* 1972, 94, 2549.
- (277) Corey, E. J.; Venkataswarlu, A. *J. Am. Chem. Soc.* 1972, 94, 6190.
- (278) Deneux, M.; Akhrem, I. C.; Avetissian, D. V.; Mysoff, E. I.; Vol'pin, M. E. *Bull. Soc. Chim. Fr.* 1973, 2638.
- (279) Boyer, J.; Corriu, R. J. P.; Perz, R.; Reyé, C. *J. Organomet. Chem.* 1978, 157, 153.
- (280) Boyer, J.; Corriu, R. J. P.; Perz, R.; Reyé, C. *J. Organomet. Chem.* 1979, 172, 143.
- (281) Horner, L.; Mathias, J. *J. Organomet. Chem.* 1985, 282, 155.
- (282) Fujita, M.; Hiyama, T. *J. Org. Chem.* 1988, 53, 5405.
- (283) Goldberg, Yu.; Abele, E.; Shymanska, M.; Lukevics, E. *J. Organomet. Chem.* 1989, 372, C9.
- (284) Chérest, M.; Felkin, H.; Prudent, N. *Tetrahedron Lett.* 1968, 2199.
- Anh, N. T.; Eisenstein, O. *Nouv. J. Chim.* 1977, 1, 61.
- (285) Corriu, R. J. P.; Leclercq, D.; Mutin, P. H.; Planeix, J. M.; Vioux, A. *J. Organomet. Chem.* 1991, 406, C1.
- (286) Blankenship, C.; Cremer, S. E. *J. Organomet. Chem.* 1989, 371, 19.
- (287) Cremer, S. E.; Blankenship, C. *Tetrahedron Lett.* 1980, 21, 3979.
- (288) Bréfort, J. L.; Corriu, R.; Guérin, C.; Henner, B. *J. Organomet. Chem.* 1989, 370, 9.
- (289) Becker, B.; Corriu, R. J. P.; Guérin, C.; Henner, B. *J. L. J. Organomet. Chem.* 1989, 369, 147.
- (290) (a) Boyer, J.; Corriu, R. J. P.; Perz, R.; Reyé, C. *Tetrahedron* 1981, 37, 2165. (b) Boyer, J.; Corriu, R. J. P.; Perz, R.; Poirier, M.; Reyé, C. *Synthesis* 1981, 558.
- (291) Chuit, C.; Corriu, R. J. P.; Perz, R.; Reyé, C. *Synthesis* 1982, 981.
- (292) Boyer, J.; Corriu, R. J. P.; Perz, R.; Reyé, C. *J. Chem. Soc., Chem. Commun.* 1981, 121.
- (293) Corriu, R. J. P.; Leclercq, D.; Vioux, A.; Pauthe, M.; Phalippou, J. In *Ultrastructure Processing of Advanced Ceramics*; Mackenzie, J. D., Ulrich, D. R., Eds.; Wiley: New York, 1988; p 113.
- (294) (a) Kuwajima, I.; Nakamura, E. *J. Am. Chem. Soc.* 1975, 97, 3257. (b) Kuwajima, I.; Nakamura, E.; Shimizu, M. *J. Am. Chem. Soc.* 1982, 104, 1025.
- (295) (a) Noyori, R.; Nishida, I.; Sakata, J. *Tetrahedron Lett.* 1980, 21, 2085. (b) Noyori, R.; Nishida, I.; Sakata, J. *J. Am. Chem. Soc.* 1983, 105, 1598.
- (296) Boyer, J.; Corriu, R. J. P.; Perz, R.; Reyé, C. Unpublished results.
- (297) Olofson, R. A.; Cuomo, J. *Tetrahedron Lett.* 1980, 21, 819.
- (298) Boyer, J.; Corriu, R. J. P.; Perz, R.; Reyé, C. *J. Organomet. Chem.* 1980, 184, 157.
- (299) (a) Noyori, R.; Yokoyama, K.; Sakata, J.; Kuwajima, I.; Nakamura, E.; Shimizu, M. *J. Am. Chem. Soc.* 1977, 99, 1265. Nakamura, E.; Shimizu, M.; Kuwajima, I.; Sakata, J.; Yokoyama, K.; Noyori, R. *J. Org. Chem.* 1983, 48, 932.
- (300) Jefford, C. W.; Jaggi, D.; Boukouvalas, J. *Tetrahedron Lett.* 1987, 28, 4037.
- (301) Nakamura, E.; Yamago, S.; Machii, D.; Kuwajima, I. *Tetrahedron Lett.* 1988, 29, 2207.
- (302) Kleschick, W. A.; Buse, C. T.; Heathcock, C. H. *J. Am. Chem. Soc.* 1977, 99, 247.
- (303) Chuit, C.; Corriu, R. J. P.; Reyé, C. *Synthesis* 1983, 294.
- (304) Boyer, J.; Corriu, R. J. P.; Perz, R.; Reyé, C. *Tetrahedron* 1983, 39, 117.
- (305) Chuit, C.; Corriu, R. J. P.; Reyé, C. *Tetrahedron Lett.* 1982, 23, 5531. Chuit, C.; Corriu, R. J. P.; Perz, R.; Reyé, C. *Tetrahedron* 1986, 42, 2293.
- (306) Corriu, R. J. P.; Perz, R. *Tetrahedron Lett.* 1985, 26, 1311.
- (307) RajanBabu, T. V. *J. Org. Chem.* 1984, 49, 2083.
- (308) (a) Hertler, W. R.; Sogah, D. Y.; Webster, O. W.; Trost, B. M. *Macromolecules* 1984, 17, 1415. (b) Sogah, D. Y.; Hertler, W. R.; Webster, O. W.; Cohen, G. M. *Macromolecules* 1987, 20, 1473. (c) Hertler, W. R.; RajanBabu, T. V.; Ovenall, D. W.; Reddy, G. S.; Sogah, D. Y. *J. Am. Chem. Soc.* 1988, 110, 5841.
- (309) Brittain, W. J. *J. Am. Chem. Soc.* 1988, 110, 7440.
- (310) RajanBabu, T. V.; Reddy, G. S.; Fukunaga, T. *J. Am. Chem. Soc.* 1985, 107, 5473.
- (311) Chuit, C.; Corriu, R. J. P.; Reyé, C. *J. Organomet. Chem.* 1988, 358, 57.
- (312) Noyori, R.; Nishida, I.; Sakata, J.; Nishizawa, M. *J. Am. Chem. Soc.* 1980, 102, 1223.
- (313) Ando, W.; Tsumaki, H. *Tetrahedron Lett.* 1982, 23, 3073.
- (314) Corriu, R. J. P.; Moreau, J. J. E.; Pataud-Sat, M. *J. Org. Chem.* 1990, 55, 2878.
- (315) Cunico, R. F.; Han, Y. K. *J. Organomet. Chem.* 1978, 162, 1.
- (316) Stang, P. J.; Fox, D. P. *J. Org. Chem.* 1977, 42, 1667.
- (317) Kocienski, P. *J. Tetrahedron Lett.* 1979, 2649.
- (318) Chan, T. H.; Massuda, D. *Tetrahedron Lett.* 1975, 3383.
- (319) Fleming, I.; Goldhill, J. *J. Chem. Soc., Perkin Trans. 1* 1980, 1493.
- (320) Chan, T. H.; Mychajlowski, W.; Ong, B. S.; Harpp, D. N. *J. Org. Chem.* 1978, 43, 1526.
- (321) Billups, W. E.; Lin, L. J. *Tetrahedron* 1986, 42, 1575.
- (322) Billups, W. E.; Lee, G. A.; Arney, B. E.; Whitmire, K. H. *J. Am. Chem. Soc.* 1991, 113, 7980.
- (323) Ito, Y.; Nakatsuka, M.; Saegusa, T. *J. Am. Chem. Soc.* 1980, 102, 863.
- (324) Djuric, S.; Sarkar, T.; Magnus, P. *J. Am. Chem. Soc.* 1980, 102, 6885.
- (325) Ito, Y.; Nakatsuka, M.; Saegusa, T. *J. Am. Chem. Soc.* 1981, 103, 476.
- (326) Blumenkopf, T. A.; Overman, L. E. *Chem. Rev.* 1986, 86, 857.
- (327) Schinzer, D. *Synthesis* 1988, 263.
- (328) Hosomi, A.; Shirahata, A.; Sakurai, H. *Tetrahedron Lett.* 1978, 3043.
- (329) Kira, M.; Kobayashi, M.; Sakurai, H. *Tetrahedron Lett.* 1987, 28, 4081.
- (330) Kira, M.; Hino, T.; Sakurai, H. *Chem. Lett.* 1991, 277.
- (331) Sato, K.; Kira, M.; Sakurai, H. *J. Am. Chem. Soc.* 1989, 111, 6429.
- (332) Majetich, G.; Casares, A.; Chapman, D.; Behnke, M. *J. Org. Chem.* 1986, 51, 1745.
- (333) Majetich, G.; Desmond, R. W.; Soria, J. J. *J. Org. Chem.* 1986, 51, 1753.
- (334) Schwesinger, R.; Link, R.; Thiele, G.; Rotter, H.; Honert, D.; Limbach, H. H.; Männle, F. *Angew. Chem., Int. Ed. Engl.* 1991, 30, 1372.
- (335) Nakamura, E.; Kuwajima, I. *Angew. Chem., Int. Ed. Engl.* 1976, 15, 498.
- (336) Kuwajima, I.; Nakamura, E.; Hashimoto, K. *Tetrahedron* 1983, 39, 975.
- (337) Holmes, A. B.; Jennings-White, C. L. D.; Schulthess, A. H.; Akinde, B.; Walton, D. R. M. *J. Chem. Soc., Chem. Commun.* 1979, 840.
- (338) Schmitt, R. J.; Bedford, C. D. *Synthesis* 1986, 132.
- (339) Pernet, J. *Tetrahedron Lett.* 1981, 22, 455.
- (340) Pernet, J.; Randrianoelina, B. *Tetrahedron Lett.* 1981, 22, 1327.
- (341) Ricci, A.; Degl'Innocenti, A.; Fiorenza, M.; Taddei, M.; Spartera, M. A.; Walton, D. R. M. *Tetrahedron Lett.* 1982, 23, 577.
- (342) Ricci, A.; Fiorenza, M.; Grifagni, M. A.; Bartolini, G.; Seconi, G. *Tetrahedron Lett.* 1982, 23, 5079.
- (343) Bennetau, B.; Dunoguès, J. *Tetrahedron Lett.* 1983, 24, 4217. Bennetau, B.; Bordeau, M.; Dunoguès, J. *Bull. Soc. Chim. Fr.* 1985, 90.

- (344) Effenberger, F.; Spiegler, W. *Angew. Chem., Int. Ed. Engl.* 1981, 20, 265; *Chem. Ber.* 1985, 118, 3900.
- (345) Effenberger, F.; Schöllkopf, K. *Angew. Chem., Int. Ed. Engl.* 1981, 20, 266.
- (346) Chan, T. H.; Mychajlowskij, W. *Tetrahedron Lett.* 1974, 3479.
- (347) Oda, H.; Sato, M.; Morizawa, Y.; Oshima, K.; Nozaki, H. *Tetrahedron Lett.* 1983, 24, 2877.
- (348) Fujita, M.; Hiyama, T. *J. Am. Chem. Soc.* 1985, 107, 4085.
- (349) Martin, S.; Sauvêtre, R.; Normant, J. F. *J. Organomet. Chem.* 1984, 264, 155.
- (350) Sato, Y.; Hitomi, K. *J. Chem. Soc., Chem. Commun.* 1983, 170.
- (351) Sato, Y.; Takeuchi, S. *Synthesis* 1983, 734.
- (352) Bellasoued, M.; Majidi, A. *Tetrahedron Lett.* 1991, 32, 7253.
- (353) Chan, T. H.; Lau, P. W. K.; Li, M. P. *Tetrahedron Lett.* 1976, 2667.
- (354) Hasan, I.; Kishi, Y. *Tetrahedron Lett.* 1980, 21, 4229.
- (355) Dubuffet, T.; Sauvêtre, R.; Normant, J. F. *Tetrahedron Lett.* 1988, 29, 5923.
- (356) Paquette, L. A.; Blankenship, C.; Wells, G. J. *J. Am. Chem. Soc.* 1984, 106, 6642. Blankenship, C.; Wells, G. J.; Paquette, L. A. *Tetrahedron* 1988, 44, 4023.
- (357) Pohmakotr, M.; Sithikanchanakul, S. *Synth. Commun.* 1989, 19, 477.
- (358) Lillya, C. P.; Saasi, T. P. *Tetrahedron Lett.* 1989, 30, 6133.
- (359) Ohno, M.; Tanaka, H.; Komatsu, M.; Ohshiro, Y. *Synlett* 1991, 919.
- (360) Fujita, M.; Hiyama, T. *J. Am. Chem. Soc.* 1985, 107, 4085.
- (361) Prakash, G. K. S.; Krishnamurti, R.; Olah, G. A. *J. Am. Chem. Soc.* 1989, 111, 393.
- (362) Stahly, G. P.; Bell, D. R. *J. Org. Chem.* 1989, 54, 2873.
- (363) Urata, H.; Fuchikami, T. *Tetrahedron Lett.* 1991, 32, 91.
- (364) Andersen, N. H.; McCrae, D. A.; Grotjahn, D. B.; Gabhe, S. Y.; Theodore, L. J.; Ippolito, R. M.; Sarkar, T. K. *Tetrahedron* 1981, 37, 4069.
- (365) Katritzky, A. R.; Kuzmierkiewicz, W.; Aurrecochea, J. M. *J. Org. Chem.* 1987, 52, 844.
- (366) Kitteringham, J.; Mitchell, M. B. *Tetrahedron Lett.* 1988, 29, 3319.
- (367) Hosomi, A.; Ogata, K.; Ohkuma, M.; Hojo, M. *Synlett* 1991, 557.
- (368) Nakamura, E.; Murofushi, T.; Shimizu, M.; Kuwajima, I. *J. Am. Chem. Soc.* 1976, 98, 2346.
- (369) Nakamura, E.; Shimizu, M.; Kuwajima, I. *Tetrahedron Lett.* 1976, 1699.
- (370) Palomo, C.; Aizpurua, J. M.; Lopez, M. C.; Lecea, B. *J. Chem. Soc., Perkin Trans. 1* 1989, 1692.
- (371) Fiorenza, M.; Mordini, A.; Papaleo, S.; Pastorelli, S.; Ricci, A. *Tetrahedron Lett.* 1985, 26, 787.
- (372) Vedejs, E.; Martinez, G. R. *J. Am. Chem. Soc.* 1979, 101, 6452.
- (373) Bestmann, H. J.; Bomhard, A. *Angew. Chem., Int. Ed. Engl.* 1982, 21, 545.
- (374) Kawashima, T.; Mitsuda, N.; Inamoto, N. *Bull. Chem. Soc. Jpn.* 1991, 64, 708.
- (375) Kawashima, T.; Ishii, T.; Inamoto, N. *Tetrahedron Lett.* 1983, 24, 739.
- (376) Kawashima, T.; Ishii, T.; Inamoto, N. *Bull. Chem. Soc. Jpn.* 1987, 60, 1831.
- (377) Hosomi, A.; Matsuyama, Y.; Sakurai, H. *J. Chem. Soc., Chem. Commun.* 1986, 1073.
- (378) Hosomi, A.; Hayashi, S.; Hoashi, K.; Kohra, S.; Tominaga, Y. *J. Chem. Soc., Chem. Commun.* 1987, 1442.
- (379) Cohen, T.; Kosarych, Z.; Suzuki, K.; Yu, L. C. *J. Org. Chem.* 1985, 50, 2965.
- (380) Tominaga, Y.; Ueda, H.; Ogata, K.; Kohra, S.; Hojo, M.; Ohkuma, M.; Tomita, K.; Hosomi, A. *Tetrahedron Lett.* 1992, 33, 85.
- (381) Smith, R.; Livinghouse, T. *J. Org. Chem.* 1983, 48, 1554.
- (382) Vedejs, E.; West, F. G. *J. Org. Chem.* 1983, 48, 4773.
- (383) Padwa, A.; Haffmanns, G.; Tomas, M. *J. Org. Chem.* 1984, 49, 3314.
- (384) Tsuge, O.; Kanemasa, S.; Matsuda, K. *Chem. Lett.* 1985, 1411.
- (385) Hosomi, A.; Miyashiro, Y.; Yoshida, R.; Tominaga, Y.; Yanagi, T.; Hojo, M. *J. Org. Chem.* 1990, 55, 5308.
- (386) Tominaga, Y.; Ogata, K.; Kohra, S.; Hojo, M.; Hosomi, A. *Tetrahedron Lett.* 1991, 32, 5987.
- (387) Degl'Innocenti, A.; Pike, S.; Walton, D. R. M.; Seconi, G.; Ricci, A.; Fiorenza, M. *J. Chem. Soc., Chem. Commun.* 1980, 1201.
- (388) Schinzer, D.; Heathcock, C. H. *Tetrahedron Lett.* 1981, 22, 1881.
- (389) Ricci, A.; Degl'Innocenti, A.; Chimichi, S.; Fiorenza, M.; Rossini, G.; Bestmann, H. J. *J. Org. Chem.* 1985, 50, 130.
- (390) Page, P. C. B.; Rosenthal, S. *J. Chem. Res. (S)* 1990, 302.
- (391) Sato, K.; Kira, M.; Sakurai, H. *Tetrahedron Lett.* 1989, 30, 4375.
- (392) Kumarathasan, R.; Boudjouk, P. *Tetrahedron Lett.* 1990, 31, 3987.
- (393) Hatanaka, Y.; Hiyama, T. *Synlett.* 1991, 845.
- (394) Hatanaka, Y.; Hiyama, T. *J. Org. Chem.* 1988, 53, 918.
- (395) Hatanaka, Y.; Hiyama, T. *J. Org. Chem.* 1989, 54, 268.
- (396) Hatanaka, Y.; Hiyama, T. *Tetrahedron Lett.* 1990, 31, 2719.
- (397) Tamao, K.; Kobayashi, K.; Ito, Y. *Tetrahedron Lett.* 1989, 30, 6051.
- (398) Hatanaka, Y.; Fukushima, S.; Hiyama, T. *Chem. Lett.* 1989, 1711.
- (399) Hatanaka, Y.; Hiyama, T. *Chem. Lett.* 1989, 2049.
- (400) Hatanaka, Y.; Matsui, K.; Hiyama, T. *Tetrahedron Lett.* 1989, 30, 2403.
- (401) Hatanaka, Y.; Ebina, Y.; Hiyama, T. *J. Am. Chem. Soc.* 1991, 113, 7075.
- (402) Hatanaka, Y.; Hiyama, T. *J. Am. Chem. Soc.* 1990, 112, 7793.
- (403) Hiyama, T.; Obayashi, M.; Mori, I.; Nozaki, H. *J. Org. Chem.* 1983, 48, 912.
- (404) Hiyama, T.; Obayashi, M.; Sawahata, M. *Tetrahedron Lett.* 1983, 24, 4113.
- (405) Hiyama, T.; Obayashi, M. *Tetrahedron Lett.* 1983, 24, 4109.
- (406) Hatanaka, Y.; Hiyama, T. *Tetrahedron Lett.* 1987, 28, 4715.
- (407) Lennon, P. J.; Mack, D. P.; Thompson, Q. E. *Organometallics* 1989, 8, 1121.
- (408) Corriu, R. J. P.; Duthel, J. P.; Lanneau, G. F. *J. Am. Chem. Soc.* 1984, 106, 1060.
- (409) Corriu, R. J. P.; Lanneau, G. F.; Leclercq, D. *Tetrahedron* 1989, 45, 1959.
- (410) Corriu, R. J. P.; Lanneau, G. F.; Leclercq, D. *Tetrahedron* 1980, 36, 1617.
- (411) Carré, F. H.; Corriu, R. J. P.; Thomassin, R. B. *J. Chem. Soc., Chem. Commun.* 1968, 560.